



INDIANA
WORKFORCE
DEVELOPMENT
AND ITS **WorkOne** CENTERS

OCCUPATIONS & STARTING WAGES REPORT

INDIANA ECONOMIC GROWTH REGION 10
Clark, Crawford, Floyd, Harrison, Scott, and Washington Counties

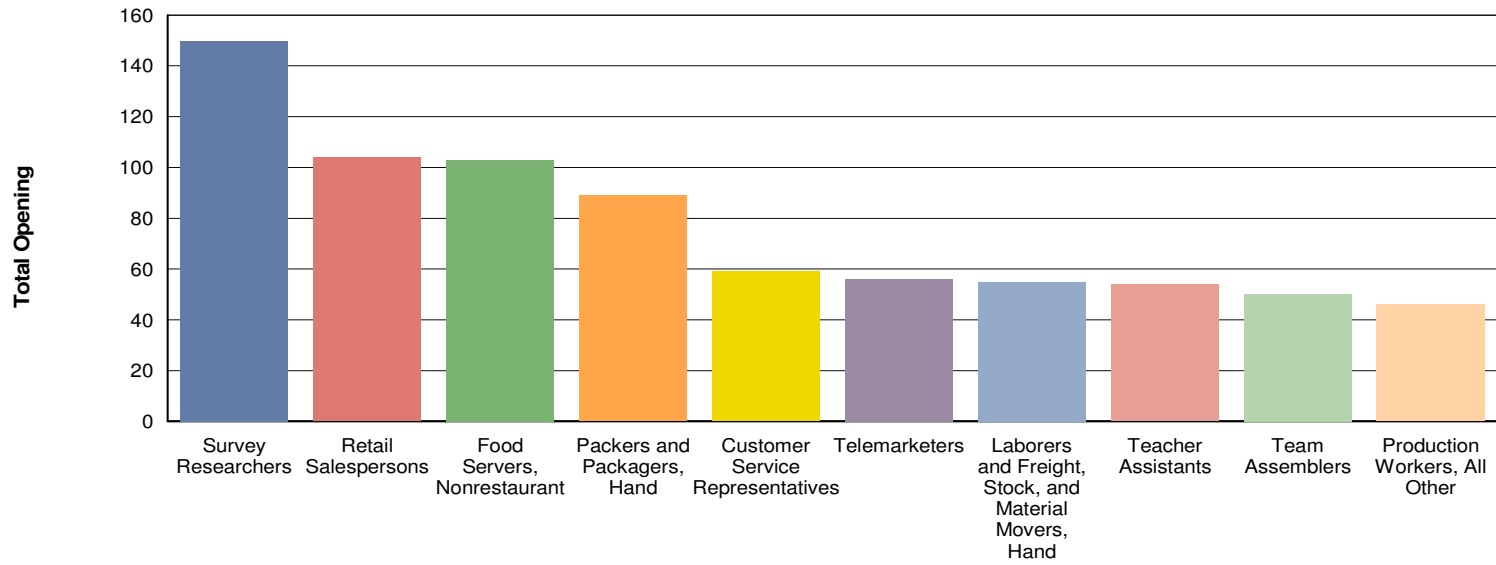
12 month Report
July 1, 2008 - June 30, 2009

INDIANA DEPARTMENT OF WORKFORCE DEVELOPMENT
Research & Analysis
Regional Workforce Studies

Released July 2009

Region 10 Top 10 Job Orders in Indiana Career Connect (ICC)

07/01/2008 - 06/30/2009



OCCUPATIONS & STARTING WAGES REPORT

INDIANA ECONOMIC GROWTH REGION 10

(Clark, Crawford, Floyd, Harrison, Scott, and Washington Counties)

July 1, 2008 - June 30, 2009

Category	Job Title	Total Openings	Minimum Hourly Wage	Maximum Hourly Wage	Average Hourly Wage
----------	-----------	----------------	---------------------	---------------------	---------------------

Management Occupations

11304100	Compensation and Benefits Managers	4	17.70	40.82	31.43
11302100	Computer and Information Systems Managers	2	22.42	50.25	36.64
11904100	Engineering Managers	1	27.88	27.88	27.88
11303102	Financial Managers, Branch or Department	1	0.00	0.00	0.00
11905100	Food Service Managers	3	8.26	14.90	12.37
11102100	General and Operations Managers	4	13.44	57.36	31.57

11304000	Human Resources Managers	4	14.79	35.10	24.50
11305100	Industrial Production Managers	2	12.02	28.85	19.83
11919999	Managers, All Other	1	7.25	7.25	7.25
11202100	Marketing Managers	2	17.79	54.02	35.90
11911100	Medical and Health Services Managers	1	0.00	0.00	0.00
11914100	Property, Real Estate, and Community Association Managers	4	8.00	12.00	9.75
11915100	Social and Community Service Managers	13	12.50	24.04	15.90
11304200	Training and Development Managers	1	0.00	0.00	0.00

Business and Financial Operations Occupations

13201101	Accountants	1	0.00	0.00	0.00
13119999	Business Operations Specialists, All Other	1	14.29	14.29	14.29
13107200	Compensation, Benefits, and Job Analysis Specialists	1	21.15	26.44	23.80
13204100	Credit Analysts	18	10.00	18.00	14.00
13107101	Employment Interviewers, Private or Public Employment Service	3	11.43	11.43	11.43
13104103	Equal Opportunity Representatives and Officers	4	17.70	50.25	32.16
13205100	Financial Analysts	2	17.70	28.85	21.93
13107999	Human Resources, Training, and Labor Relations Specialists, All Other	3	15.93	28.15	22.19
13205300	Insurance Underwriters	5	25.00	25.00	25.00
13205200	Personal Financial Advisors	1	0.00	0.00	0.00
13107102	Personnel Recruiters	4	22.42	35.25	30.10
13102300	Purchasing Agents, Except Wholesale, Retail, and Farm Products	4	12.88	23.82	21.19
13107300	Training and Development Specialists	9	14.79	35.25	21.61
13102200	Wholesale and Retail Buyers, Except Farm Products	2	16.83	21.15	18.99

Computer and Mathematical Occupations

15102100	Computer Programmers	1	25.48	26.92	26.20
15103100	Computer Software Engineers, Applications	1	27.30	27.30	27.30
15103200	Computer Software Engineers, Systems Software	1	24.04	28.85	26.44
15104100	Computer Support Specialists	6	24.87	42.26	27.80
15203100	Operations Research Analysts	5	22.42	35.25	28.49
15204100	Statisticians	8	18.33	40.82	26.05

Architecture and Engineering Occupations

17102100	Cartographers and Photogrammetrists	10	13.22	29.14	18.37
17301999	Drafters, All Other	1	12.00	12.00	12.00
17207100	Electrical Engineers	1	28.80	28.80	28.80
17302301	Electronics Engineering Technicians	1	10.00	11.00	10.50
17302999	Engineering Technicians, Except Drafters, All Other	5	12.00	12.00	12.00
17219999	Engineers, All Other	1	19.23	36.06	27.64

17303102	Mapping Technicians	3	12.77	21.44	17.58
17301300	Mechanical Drafters	2	10.00	14.00	12.25
17214100	Mechanical Engineers	1	21.92	32.88	27.40

Life, Physical and Social Science Occupations

19409100	Environmental Science and Protection Technicians, Including Health	1	9.62	14.42	12.02
19401102	Food Science Technicians	1	10.00	18.00	14.00
19309200	Geographers	4	14.29	40.82	27.31
19409999	Life, Physical, and Social Science Technicians, All Other	5	8.38	8.68	8.47
19302200	Survey Researchers	150	12.73	17.13	15.04

Community and Social Service Occupations

21102100	Child, Family, and School Social Workers	5	10.39	14.70	12.54
21109999	Community and Social Service Specialists, All Other	4	8.50	14.47	12.37
21101200	Educational, Vocational, and School Counselors	1	15.61	15.61	15.61
21109100	Health Educators	1	15.61	15.61	15.61
21102200	Medical and Public Health Social Workers	4	12.50	12.50	12.50
21102300	Mental Health and Substance Abuse Social Workers	2	16.88	20.24	18.56
21101400	Mental Health Counselors	1	16.88	16.88	16.88
21109200	Probation Officers and Correctional Treatment Specialists	1	14.07	14.07	14.07
21109300	Social and Human Service Assistants	15	8.50	15.50	11.82
21102999	Social Workers, All Other	2	11.06	13.94	12.86

Legal Occupations

23209300	Title Examiners, Abstractors, and Searchers	2	8.65	12.02	9.86
----------	---	---	------	-------	------

Education, Training and Library Occupations

25909999	Education, Training, and Library Workers, All Other	3	18.00	23.00	20.50
25202100	Elementary School Teachers, Except Special Education	35	15.61	15.61	15.61
25201200	Kindergarten Teachers, Except Special Education	3	15.61	15.61	15.61
25202200	Middle School Teachers, Except Special and Vocational Education	10	15.61	15.61	15.61
25201100	Preschool Teachers, Except Special Education	3	15.61	15.61	15.61
25203100	Secondary School Teachers, Except Special and Vocational Education	22	15.61	15.61	15.61
25204100	Special Education Teachers, Preschool, Kindergarten, and Elementary School	2	15.61	15.61	15.61
25204300	Special Education Teachers, Secondary School	8	15.61	15.61	15.61
25904100	Teacher Assistants	54	8.55	8.68	8.60
25309999	Teachers and Instructors, All Other	2	14.00	20.00	17.00
25202300	Vocational Education Teachers, Middle School	1	15.61	15.61	15.61
25203200	Vocational Education Teachers, Secondary School	1	15.61	15.61	15.61

Arts, Design, Entertainment, Sports, and Media Occupations

27102100	Commercial and Industrial Designers	1	28.85	33.65	31.25
27102400	Graphic Designers	2	10.00	12.00	10.75
27309100	Interpreters and Translators	3	8.55	10.00	11.06
27201203	Program Directors	1	0.00	0.00	0.00

Healthcare Practitioner and Technical Occupations

29206100	Licensed Practical and Licensed Vocational Nurses	16	14.50	25.00	18.01
29207100	Medical Records and Health Information Technicians	1	9.00	12.00	10.50
29901100	Occupational Health and Safety Specialists	1	31.15	31.15	31.15
29112200	Occupational Therapists	1	30.00	45.00	37.50
29105100	Pharmacists	1	53.00	53.00	53.00
29112300	Physical Therapists	2	30.00	45.00	36.25
29111100	Registered Nurses	16	18.00	25.00	22.26
29112700	Speech-Language Pathologists	3	15.61	45.00	35.10

Healthcare Support Occupations

31909999	Healthcare Support Workers, All Other	3	8.00	10.00	9.25
31101100	Home Health Aides	2	8.00	11.00	9.50
31909200	Medical Assistants	4	9.00	13.00	11.00
31101200	Nursing Aides, Orderlies, and Attendants	26	8.00	12.00	10.23
31202100	Physical Therapist Assistants	2	20.00	30.00	25.00

Protective Service Occupations

33903200	Security Guards	8	7.00	9.25	8.43
----------	-----------------	---	------	------	------

Food Preparation and Serving Related Occupations

35302100	Combined Food Preparation and Serving Workers, Including Fast Food	1	6.55	6.55	6.55
35201200	Cooks, Institution and Cafeteria	1	7.00	8.00	7.50
35201400	Cooks, Restaurant	1	8.75	8.75	8.75
35201500	Cooks, Short Order	1	7.00	7.00	7.00
35302200	Counter Attendants, Cafeteria, Food Concession, and Coffee Shop	2	7.00	8.50	8.13
35901100	Dining Room and Cafeteria Attendants and Bartender Helpers	9	7.00	9.00	8.20
35902100	Dishwashers	4	7.00	9.00	7.63
35101200	First-Line Supervisors/Managers of Food Preparation and Serving Workers	7	7.00	12.00	10.19
35909999	Food Preparation and Serving Related Workers, All Other	1	0.00	0.00	0.00
35202100	Food Preparation Workers	22	6.50	8.63	8.38

35304100	Food Servers, Nonrestaurant	103	7.00	9.00	8.02
35903100	Hosts and Hostesses, Restaurant, Lounge, and Coffee Shop	3	8.50	9.00	8.67
35303100	Waiters and Waitresses	12	2.13	8.00	7.80

Building and Grounds Cleaning and Maintenance Occupations

37101100	First-Line Supervisors/Managers of Housekeeping and Janitorial Workers	1	0.00	0.00	0.00
37201100	Janitors and Cleaners, Except Maids and Housekeeping Cleaners	20	6.55	11.42	9.19
37301100	Landscaping and Groundskeeping Workers	26	7.00	12.00	10.24
37201200	Maids and Housekeeping Cleaners	10	7.00	9.00	8.38
37202100	Pest Control Workers	1	10.00	10.00	10.00
37301300	Tree Trimmers and Pruners	1	15.00	15.00	15.00

Personal Care and Service Occupations

39901100	Child Care Workers	2	6.55	8.50	7.53
39902100	Personal and Home Care Aides	6	7.50	7.75	7.63
39603200	Transportation Attendants, Except Flight Attendants and Baggage Porters	4	6.55	6.55	6.55

Sales and Related Occupations

41201100	Cashiers	15	6.55	8.50	7.84
41101100	First-Line Supervisors/Managers of Retail Sales Workers	9	7.00	28.85	12.20
41202200	Parts Salespersons	3	6.55	12.50	11.43
41203100	Retail Salespersons	104	6.55	13.96	7.82
41903100	Sales Engineers	1	29.90	41.35	35.62
41309999	Sales Representatives, Services, All Other	22	6.55	40.67	21.32
41401200	Sales Representatives, Wholesale and Manufacturing, Except Technical and S	2	9.62	26.44	19.23
41904100	Telemarketers	56	9.00	10.00	9.34

Office and Administrative Support Occupations

43302102	Billing, Cost, and Rate Clerks	4	9.00	23.82	14.50
43303100	Bookkeeping, Accounting, and Auditing Clerks	7	9.84	23.82	14.59
43901100	Computer Operators	3	12.77	21.44	17.26
43502100	Couriers and Messengers	1	9.00	9.00	9.00
43405100	Customer Service Representatives	59	8.00	13.46	10.32
43902100	Data Entry Keyers	25	7.25	14.42	11.75
43503200	Dispatchers, Except Police, Fire, and Ambulance	1	11.06	11.06	11.06
43601100	Executive Secretaries and Administrative Assistants	11	8.00	16.83	12.08
43101100	First-Line Supervisors/Managers of Office and Administrative Support Workers	30	14.29	59.38	29.04
43408100	Hotel, Motel, and Resort Desk Clerks	4	7.00	15.00	10.10
43416100	Human Resources Assistants, Except Payroll and Timekeeping	17	14.29	23.82	17.29

43411100	Interviewers, Except Eligibility and Loan	2	13.18	23.10	16.81
43601200	Legal Secretaries	2	9.25	10.00	9.63
43412100	Library Assistants, Clerical	3	11.75	11.75	11.75
43413100	Loan Interviewers and Clerks	1	13.00	15.00	14.00
43905100	Mail Clerks and Mail Machine Operators, Except Postal Service	4	7.00	26.38	17.65
43601300	Medical Secretaries	1	0.00	0.00	0.00
43919999	Office and Administrative Support Workers, All Other	3	9.00	19.23	14.84
43906100	Office Clerks, General	19	7.00	19.23	10.90
43415100	Order Clerks	3	10.00	10.00	10.00
43305100	Payroll and Timekeeping Clerks	1	10.00	12.00	11.00
43417100	Receptionists and Information Clerks	10	7.00	12.00	9.26
43601400	Secretaries, Except Legal, Medical, and Executive	6	12.88	19.23	15.80
43507100	Shipping, Receiving, and Traffic Clerks	15	7.50	23.01	11.05
43911100	Statistical Assistants	36	12.77	23.82	18.09
43508103	Stock Clerks- Stockroom, Warehouse, or Storage Yard	36	8.50	23.82	12.16
43508101	Stock Clerks, Sales Floor	4	6.90	8.00	7.23
43307100	Tellers	10	9.00	11.00	10.10

Farming, Fishing and Forestry Occupations

45209999	Agricultural Workers, All Other	1	9.00	9.00	9.00
45209300	Farmworkers, Farm and Ranch Animals	12	7.99	11.95	9.08
45204100	Graders and Sorters, Agricultural Products	1	9.00	9.00	9.00

Construction and Extraction Occupations

47202100	Brickmasons and Blockmasons	5	0.00	0.00	0.00
47205100	Cement Masons and Concrete Finishers	1	12.00	18.00	15.00
47401100	Construction and Building Inspectors	1	13.44	19.29	16.37
47203101	Construction Carpenters	3	10.00	10.00	10.00
47206100	Construction Laborers	8	10.00	15.00	10.73
47211100	Electricians	9	10.00	26.19	19.41
47101100	First-Line Supervisors/Managers of Construction Trades and Extraction Worker	2	14.00	16.00	15.25
47212100	Glaziers	1	7.50	7.50	7.50
47301999	Helpers, Construction Trades, All Other	2	9.00	11.00	10.25
47301100	Helpers--Brickmasons, Blockmasons, Stonemasons, and Tile and Marble Sette	2	10.00	10.00	10.00
47301200	Helpers--Carpenters	2	9.00	15.00	12.00
47301300	Helpers--Electricians	5	10.35	20.00	14.18
47301600	Helpers--Roofers	6	8.00	10.00	8.67
47213100	Insulation Workers, Floor, Ceiling, and Wall	3	8.50	32.00	20.25
47207300	Operating Engineers and Other Construction Equipment Operators	2	0.00	0.00	0.00
47214100	Painters, Construction and Maintenance	2	10.00	12.50	11.25
47207100	Paving, Surfacing, and Tamping Equipment Operators	3	9.00	10.00	10.25

47215201	Pipe Fitters	1	22.50	22.50	22.50
47218100	Roofers	6	9.00	13.00	11.50
47222100	Structural Iron and Steel Workers	1	12.50	12.50	12.50

Installation, Maintenance and Repair Occupations

49302301	Automotive Master Mechanics	6	8.00	20.00	12.13
49302302	Automotive Specialty Technicians	3	8.00	20.00	14.67
49303100	Bus and Truck Mechanics and Diesel Engine Specialists	17	11.70	25.00	18.13
49909100	Coin, Vending, and Amusement Machine Servicers and Repairers	2	9.00	9.00	9.00
49209200	Electric Motor, Power Tool, and Related Repairers	1	8.50	10.00	9.25
49209300	Electrical and Electronics Installers and Repairers, Transportation Equipment	1	10.00	10.00	10.00
49209400	Electrical and Electronics Repairers, Commercial and Industrial Equipment	5	10.00	26.19	18.02
49101100	First-Line Supervisors/Managers of Mechanics, Installers, and Repairers	1	19.23	21.63	20.43
49902101	Heating and Air Conditioning Mechanics	10	10.00	25.00	14.05
49909800	Helpers--Installation, Maintenance, and Repair Workers	6	8.00	10.00	9.29
49904100	Industrial Machinery Mechanics	7	10.00	31.25	16.84
49909999	Installation, Maintenance, and Repair Workers, All Other	10	8.00	15.00	12.17
49904200	Maintenance and Repair Workers, General	21	6.55	25.20	14.88
49904300	Maintenance Workers, Machinery	7	10.00	22.00	13.35
49901100	Mechanical Door Repairers	1	11.50	13.50	12.50
49904400	Millwrights	6	23.00	26.00	24.50
49309200	Recreational Vehicle Service Technicians	1	13.46	13.46	13.46
49209800	Security and Fire Alarm Systems Installers	1	15.00	17.00	16.00
49309300	Tire Repairers and Changers	3	7.00	11.70	9.23

Production Occupations

51209999	Assemblers and Fabricators, All Other	6	8.00	10.08	8.59
51301100	Bakers	1	9.00	9.50	9.25
51501100	Bindery Workers	6	11.70	11.70	11.70
51701100	Cabinetmakers and Bench Carpenters	4	10.00	19.23	13.76
51912100	Coating, Painting, and Spraying Machine Setters, Operators, and Tenders	1	9.00	15.00	12.00
51403100	Cutting, Punching, and Press Machine Setters, Operators, and Tenders, Metal	1	14.00	17.00	15.50
51908100	Dental Laboratory Technicians	1	10.00	10.00	10.00
51202200	Electrical and Electronic Equipment Assemblers	1	9.00	9.00	9.00
51919400	Etchers and Engravers	1	11.00	11.00	11.00
51402100	Extruding and Drawing Machine Setters, Operators, and Tenders, Metal and Pl	3	11.75	11.75	11.75
51101100	First-Line Supervisors/Managers of Production and Operating Workers	7	20.10	35.25	27.31
51902200	Grinding and Polishing Workers, Hand	1	12.00	15.00	13.50
51919800	Helpers--Production Workers	18	9.00	10.00	9.50
51906100	Inspectors, Testers, Sorters, Samplers, and Weighers	10	8.00	20.00	13.37
51502100	Job Printers	1	9.00	9.00	9.00

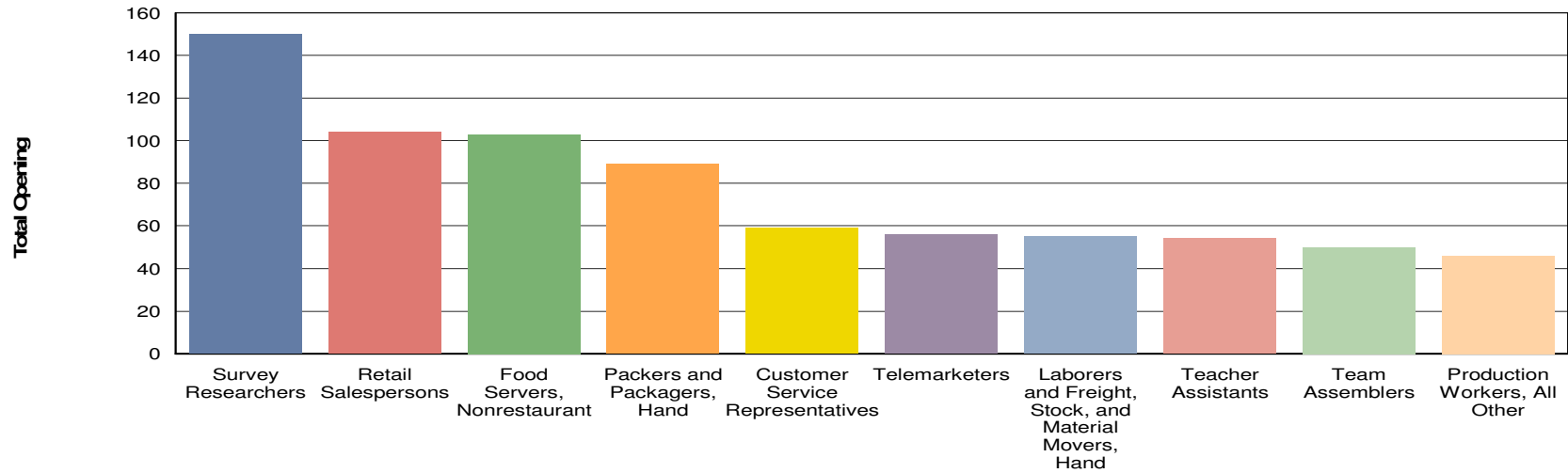
51601100	Laundry and Dry-Cleaning Workers	2	7.00	9.00	8.06
51404100	Machinists	7	10.50	18.00	14.03
51302200	Meat, Poultry, and Fish Cutters and Trimmers	42	8.75	9.75	9.28
51403500	Milling and Planing Machine Setters, Operators, and Tenders, Metal and Plastic	1	17.00	22.00	19.50
51902300	Mixing and Blending Machine Setters, Operators, and Tenders	3	10.75	10.75	10.75
51407200	Molding, Coremaking, and Casting Machine Setters, Operators, and Tenders, M	1	12.00	12.00	12.00
51912300	Painting, Coating, and Decorating Workers	2	9.00	13.00	10.75
51419300	Plating and Coating Machine Setters, Operators, and Tenders, Metal and Plasti	1	10.00	25.00	17.50
51502200	Prepress Technicians and Workers	1	8.00	8.00	8.00
51602100	Pressers, Textile, Garment, and Related Materials	1	7.25	7,25	7.25
51502300	Printing Machine Operators	3	12.50	12.50	12.50
51919999	Production Workers, All Other	46	6.55	17.17	14.57
51603100	Sewing Machine Operators	2	11.00	11.00	11.00
51204100	Structural Metal Fabricators and Fitters	2	10.00	14.00	12.00
51605200	Tailors, Dressmakers, and Custom Sewers	1	8.50	8.50	8.50
51209200	Team Assemblers	50	8.25	12.00	10.13
51704200	Woodworking Machine Setters, Operators, and Tenders, Except Sawing	3	8.25	16.00	10.42

Transportation and Material Moving Occupations

53302200	Bus Drivers, School	21	7.06	14.30	10.82
53706100	Cleaners of Vehicles and Equipment	9	7.00	9.00	7.68
53303100	Driver/Sales Workers	3	9.00	10.00	9.25
53102100	First-Line Supervisors/Managers of Helpers, Laborers, and Material Movers, Ha	4	10.00	24.88	18.44
53103100	First-Line Supervisors/Managers of Transportation and Material-Moving Machin	3	18.84	57.36	34.35
53705100	Industrial Truck and Tractor Operators	25	8.00	15.00	9.86
53706200	Laborers and Freight, Stock, and Material Movers, Hand	55	8.00	18.94	12.77
53719999	Material Moving Workers, All Other	8	8.00	17.22	14.00
53309999	Motor Vehicle Operators, All Other	2	18.30	18.30	18.30
53706400	Packers and Packagers, Hand	89	6.55	14.00	8.85
53708100	Refuse and Recyclable Material Collectors	5	10.00	12.56	10.79
53304100	Taxi Drivers and Chauffeurs	2	15.00	15.00	15.00
53609999	Transportation Workers, All Other	2	8.00	8.00	8.00
53303200	Truck Drivers, Heavy and Tractor-Trailer	46	8.00	25.00	17.49
53303300	Truck Drivers, Light or Delivery Services	19	6.55	16.50	10.08

Region 10 Top 10 Job Orders in Indiana Career Connect (ICC)

07/01/2008 - 06/30/2009



OCCUPATIONS & STARTING WAGES REPORT INDIANA ECONOMIC GROWTH REGION 10

(Clark, Crawford, Floyd, Harrison, Scott, and Washington Counties)

July 1, 2008 - June 30, 2009

Occupation Code	Job Title	Total Openings	Minimum Hourly Wage	Maximum Hourly Wage	Average Hourly Wage
-----------------	-----------	----------------	---------------------	---------------------	---------------------

Management Occupations

11102100	General and Operations Managers	4	13.44	57.36	31.57
11202100	Marketing Managers	2	17.79	54.02	35.90
11302100	Computer and Information Systems Managers	2	22.42	50.25	36.64
11303102	Financial Managers, Branch or Department	1	0.00	0.00	0.00
11304000	Human Resources Managers	4	14.79	35.10	24.50
11304100	Compensation and Benefits Managers	4	17.70	40.82	31.43
11304200	Training and Development Managers	1	0.00	0.00	0.00
11305100	Industrial Production Managers	2	12.02	28.85	19.83
11904100	Engineering Managers	1	27.88	27.88	27.88
11905100	Food Service Managers	3	8.26	14.90	12.37
11911100	Medical and Health Services Managers	1	0.00	0.00	0.00

Occupation Code	Job Title	Total Openings	Minimum	Maximum	Average
			Hourly Wage	Hourly Wage	Hourly Wage
11914100	Property, Real Estate, and Community Association Managers	4	8.00	12.00	9.75
11915100	Social and Community Service Managers	13	12.50	24.04	15.90
11919999	Managers, All Other	1	7.25	7.25	7.25

Business and Financial Operations Occupations

13102200	Wholesale and Retail Buyers, Except Farm Products	2	16.83	21.15	18.99
13102300	Purchasing Agents, Except Wholesale, Retail, and Farm Products	4	12.88	23.82	21.19
13104103	Equal Opportunity Representatives and Officers	4	17.70	50.25	32.16
13107101	Employment Interviewers, Private or Public Employment Service	3	11.43	11.43	11.43
13107102	Personnel Recruiters	4	22.42	35.25	30.10
13107200	Compensation, Benefits, and Job Analysis Specialists	1	21.15	26.44	23.80
13107300	Training and Development Specialists	9	14.79	35.25	21.61
13107999	Human Resources, Training, and Labor Relations Specialists, All Other	3	15.93	28.15	22.19
13119999	Business Operations Specialists, All Other	1	14.29	14.29	14.29
13201101	Accountants	1	0.00	0.00	0.00
13204100	Credit Analysts	18	10.00	18.00	14.00
13205100	Financial Analysts	2	17.70	28.85	21.93
13205200	Personal Financial Advisors	1	0.00	0.00	0.00
13205300	Insurance Underwriters	5	25.00	25.00	25.00

Computer and Mathematical Occupations

15102100	Computer Programmers	1	25.48	26.92	26.20
15103100	Computer Software Engineers, Applications	1	27.30	27.30	27.30
15103200	Computer Software Engineers, Systems Software	1	24.04	28.85	26.44
15104100	Computer Support Specialists	6	24.87	42.26	27.80
15203100	Operations Research Analysts	5	22.42	35.25	28.49
15204100	Statisticians	8	18.33	40.82	26.05

Architecture and Engineering Occupations

17102100	Cartographers and Photogrammetrists	10	13.22	29.14	18.37
17207100	Electrical Engineers	1	28.80	28.80	28.80
17214100	Mechanical Engineers	1	21.92	32.88	27.40
17219999	Engineers, All Other	1	19.23	36.06	27.64
17301300	Mechanical Drafters	2	10.00	14.00	12.25
17301999	Drafters, All Other	1	12.00	12.00	12.00
17302301	Electronics Engineering Technicians	1	10.00	11.00	10.50
17302999	Engineering Technicians, Except Drafters, All Other	5	12.00	12.00	12.00
17303102	Mapping Technicians	3	12.77	21.44	17.58

Life, Physical and Social Science Occupations

19302200	Survey Researchers	150	12.73	17.13	15.04
----------	--------------------	-----	-------	-------	-------

Occupation Code	Job Title	Total Openings	Minimum	Maximum	Average
			Hourly Wage	Hourly Wage	Hourly Wage
19309200	Geographers	4	14.29	40.82	27.31
19401102	Food Science Technicians	1	10.00	18.00	14.00
19409100	Environmental Science and Protection Technicians, Including Health	1	9.62	14.42	12.02
19409999	Life, Physical, and Social Science Technicians, All Other	5	8.38	8.68	8.47

Community and Social Service Occupations

21101200	Educational, Vocational, and School Counselors	1	15.61	15.61	15.61
21101400	Mental Health Counselors	1	16.88	16.88	16.88
21102100	Child, Family, and School Social Workers	5	10.39	14.70	12.54
21102200	Medical and Public Health Social Workers	4	12.50	12.50	12.50
21102300	Mental Health and Substance Abuse Social Workers	2	16.88	20.24	18.56
21102999	Social Workers, All Other	2	11.06	13.94	12.86
21109100	Health Educators	1	15.61	15.61	15.61
21109200	Probation Officers and Correctional Treatment Specialists	1	14.07	14.07	14.07
21109300	Social and Human Service Assistants	15	8.50	15.50	11.82
21109999	Community and Social Service Specialists, All Other	4	8.50	14.47	12.37

Legal Occupations

23209300	Title Examiners, Abstractors, and Searchers	2	8.65	12.02	9.86
----------	---	---	------	-------	------

Education, Training and Library Occupations

25201100	Preschool Teachers, Except Special Education	3	15.61	15.61	15.61
25201200	Kindergarten Teachers, Except Special Education	3	15.61	15.61	15.61
25202100	Elementary School Teachers, Except Special Education	35	15.61	15.61	15.61
25202200	Middle School Teachers, Except Special and Vocational Education	10	15.61	15.61	15.61
25202300	Vocational Education Teachers, Middle School	1	15.61	15.61	15.61
25203100	Secondary School Teachers, Except Special and Vocational Education	22	15.61	15.61	15.61
25203200	Vocational Education Teachers, Secondary School	1	15.61	15.61	15.61
25204100	Special Education Teachers, Preschool, Kindergarten, and Elementary School	2	15.61	15.61	15.61
25204300	Special Education Teachers, Secondary School	8	15.61	15.61	15.61
25309999	Teachers and Instructors, All Other	2	14.00	20.00	17.00
25904100	Teacher Assistants	54	8.55	8.68	8.60
25909999	Education, Training, and Library Workers, All Other	3	18.00	23.00	20.50

Arts, Design, Entertainment, Sports, and Media Occupations

27102100	Commercial and Industrial Designers	1	28.85	33.65	31.25
27102400	Graphic Designers	2	10.00	12.00	10.75
27201203	Program Directors	1	0.00	0.00	0.00
27309100	Interpreters and Translators	3	8.55	10.00	11.06

Healthcare Practitioner and Technical Occupations

Occupation Code	Job Title	Total Openings	Minimum	Maximum	Average
			Hourly Wage	Hourly Wage	Hourly Wage
29105100	Pharmacists	1	53.00	53.00	53.00
29111100	Registered Nurses	16	18.00	25.00	22.26
29112200	Occupational Therapists	1	30.00	45.00	37.50
29112300	Physical Therapists	2	30.00	45.00	36.25
29112700	Speech-Language Pathologists	3	15.61	45.00	35.10
29206100	Licensed Practical and Licensed Vocational Nurses	16	14.50	25.00	18.01
29207100	Medical Records and Health Information Technicians	1	9.00	12.00	10.50
29901100	Occupational Health and Safety Specialists	1	31.15	31.15	31.15

Healthcare Support Occupations

31101100	Home Health Aides	2	8.00	11.00	9.50
31101200	Nursing Aides, Orderlies, and Attendants	26	8.00	12.00	10.23
31202100	Physical Therapist Assistants	2	20.00	30.00	25.00
31909200	Medical Assistants	4	9.00	13.00	11.00
31909999	Healthcare Support Workers, All Other	3	8.00	10.00	9.25

Protective Service Occupations

33903200	Security Guards	8	7.00	9.25	8.43
----------	-----------------	---	------	------	------

Food Preparation and Serving Related Occupations

35101200	First-Line Supervisors/Managers of Food Preparation and Serving Workers	7	7.00	12.00	10.19
35201200	Cooks, Institution and Cafeteria	1	7.00	8.00	7.50
35201400	Cooks, Restaurant	1	8.75	8.75	8.75
35201500	Cooks, Short Order	1	7.00	7.00	7.00
35202100	Food Preparation Workers	22	6.50	8.63	8.38
35302100	Combined Food Preparation and Serving Workers, Including Fast Food	1	6.55	6.55	6.55
35302200	Counter Attendants, Cafeteria, Food Concession, and Coffee Shop	2	7.00	8.50	8.13
35303100	Waiters and Waitresses	12	2.13	8.00	7.80
35304100	Food Servers, Nonrestaurant	103	7.00	9.00	8.02
35901100	Dining Room and Cafeteria Attendants and Bartender Helpers	9	7.00	9.00	8.20
35902100	Dishwashers	4	7.00	9.00	7.63
35903100	Hosts and Hostesses, Restaurant, Lounge, and Coffee Shop	3	8.50	9.00	8.67
35909999	Food Preparation and Serving Related Workers, All Other	1	0.00	0.00	0.00

Building and Grounds Cleaning and Maintenance Occupations

37101100	First-Line Supervisors/Managers of Housekeeping and Janitorial Workers	1	0.00	0.00	0.00
37201100	Janitors and Cleaners, Except Maids and Housekeeping Cleaners	20	6.55	11.42	9.19
37201200	Maids and Housekeeping Cleaners	10	7.00	9.00	8.38
37202100	Pest Control Workers	1	10.00	10.00	10.00
37301100	Landscaping and Groundskeeping Workers	26	7.00	12.00	10.24

Occupation Code	Job Title	Total Openings	Minimum	Maximum	Average
			Hourly Wage	Hourly Wage	Hourly Wage
37301300	Tree Trimmers and Pruners	1	15.00	15.00	15.00

Personal Care and Service Occupations

39603200	Transportation Attendants, Except Flight Attendants and Baggage Porters	4	6.55	6.55	6.55
39901100	Child Care Workers	2	6.55	8.50	7.53
39902100	Personal and Home Care Aides	6	7.50	7.75	7.63

Sales and Related Occupations

41101100	First-Line Supervisors/Managers of Retail Sales Workers	9	7.00	28.85	12.20
41201100	Cashiers	15	6.55	8.50	7.84
41202200	Parts Salespersons	3	6.55	12.50	11.43
41203100	Retail Salespersons	104	6.55	13.96	7.82
41309999	Sales Representatives, Services, All Other	22	6.55	40.67	21.32
41401200	Sales Representatives, Wholesale and Manufacturing, Except Technical and Scientific Products	2	9.62	26.44	19.23
41903100	Sales Engineers	1	29.90	41.35	35.62
41904100	Telemarketers	56	9.00	10.00	9.34

Office and Administrative Support Occupations

43101100	First-Line Supervisors/Managers of Office and Administrative Support Workers	30	14.29	59.38	29.04
43302102	Billing, Cost, and Rate Clerks	4	9.00	23.82	14.50
43303100	Bookkeeping, Accounting, and Auditing Clerks	7	9.84	23.82	14.59
43305100	Payroll and Timekeeping Clerks	1	10.00	12.00	11.00
43307100	Tellers	10	9.00	11.00	10.10
43405100	Customer Service Representatives	59	8.00	13.46	10.32
43408100	Hotel, Motel, and Resort Desk Clerks	4	7.00	15.00	10.10
43411100	Interviewers, Except Eligibility and Loan	2	13.18	23.10	16.81
43412100	Library Assistants, Clerical	3	11.75	11.75	11.75
43413100	Loan Interviewers and Clerks	1	13.00	15.00	14.00
43415100	Order Clerks	3	10.00	10.00	10.00
43416100	Human Resources Assistants, Except Payroll and Timekeeping	17	14.29	23.82	17.29
43417100	Receptionists and Information Clerks	10	7.00	12.00	9.26
43502100	Couriers and Messengers	1	9.00	9.00	9.00
43503200	Dispatchers, Except Police, Fire, and Ambulance	1	11.06	11.06	11.06
43507100	Shipping, Receiving, and Traffic Clerks	15	7.50	23.01	11.05
43508101	Stock Clerks, Sales Floor	4	6.90	8.00	7.23
43508103	Stock Clerks- Stockroom, Warehouse, or Storage Yard	36	8.50	23.82	12.16
43601100	Executive Secretaries and Administrative Assistants	11	8.00	16.83	12.08
43601200	Legal Secretaries	2	9.25	10.00	9.63
43601300	Medical Secretaries	1	0.00	0.00	0.00
43601400	Secretaries, Except Legal, Medical, and Executive	6	12.88	19.23	15.80
43901100	Computer Operators	3	12.77	21.44	17.26
43902100	Data Entry Keyers	25	7.25	14.42	11.75

Occupation Code	Job Title	Total Openings	Minimum	Maximum	Average
			Hourly Wage	Hourly Wage	Hourly Wage
43905100	Mail Clerks and Mail Machine Operators, Except Postal Service	4	7.00	26.38	17.65
43906100	Office Clerks, General	19	7.00	19.23	10.90
43911100	Statistical Assistants	36	12.77	23.82	18.09
43919999	Office and Administrative Support Workers, All Other	3	9.00	19.23	14.84

Farming, Fishing and Forestry Occupations

45204100	Graders and Sorters, Agricultural Products	1	9.00	9.00	9.00
45209300	Farmworkers, Farm and Ranch Animals	12	7.99	11.95	9.08
45209999	Agricultural Workers, All Other	1	9.00	9.00	9.00

Construction and Extraction Occupations

47101100	First-Line Supervisors/Managers of Construction Trades and Extraction Workers	2	14.00	16.00	15.25
47202100	Brickmasons and Blockmasons	5	0.00	0.00	0.00
47203101	Construction Carpenters	3	10.00	10.00	10.00
47205100	Cement Masons and Concrete Finishers	1	12.00	18.00	15.00
47206100	Construction Laborers	8	10.00	15.00	10.73
47207100	Paving, Surfacing, and Tamping Equipment Operators	3	9.00	10.00	10.25
47207300	Operating Engineers and Other Construction Equipment Operators	2	0.00	0.00	0.00
47211100	Electricians	9	10.00	26.19	19.41
47212100	Glaziers	1	7.50	7.50	7.50
47213100	Insulation Workers, Floor, Ceiling, and Wall	3	8.50	32.00	20.25
47214100	Painters, Construction and Maintenance	2	10.00	12.50	11.25
47215201	Pipe Fitters	1	22.50	22.50	22.50
47218100	Roofers	6	9.00	13.00	11.50
47222100	Structural Iron and Steel Workers	1	12.50	12.50	12.50
47301100	Helpers--Brickmasons, Blockmasons, Stonemasons, and Tile and Marble Setters	2	10.00	10.00	10.00
47301200	Helpers--Carpenters	2	9.00	15.00	12.00
47301300	Helpers--Electricians	5	10.35	20.00	14.18
47301600	Helpers--Roofers	6	8.00	10.00	8.67
47301999	Helpers, Construction Trades, All Other	2	9.00	11.00	10.25
47401100	Construction and Building Inspectors	1	13.44	19.29	16.37

Installation, Maintenance and Repair Occupations

49101100	First-Line Supervisors/Managers of Mechanics, Installers, and Repairers	1	19.23	21.63	20.43
49209200	Electric Motor, Power Tool, and Related Repairers	1	8.50	10.00	9.25
49209300	Electrical and Electronics Installers and Repairers, Transportation Equipment	1	10.00	10.00	10.00
49209400	Electrical and Electronics Repairers, Commercial and Industrial Equipment	5	10.00	26.19	18.02
49209800	Security and Fire Alarm Systems Installers	1	15.00	17.00	16.00
49302301	Automotive Master Mechanics	6	8.00	20.00	12.13
49302302	Automotive Specialty Technicians	3	8.00	20.00	14.67
49303100	Bus and Truck Mechanics and Diesel Engine Specialists	17	11.70	25.00	18.13
49309200	Recreational Vehicle Service Technicians	1	13.46	13.46	13.46

Occupation Code	Job Title	Total Openings	Minimum	Maximum	Average
			Hourly Wage	Hourly Wage	Hourly Wage
49309300	Tire Repairers and Changers	3	7.00	11.70	9.23
49901100	Mechanical Door Repairers	1	11.50	13.50	12.50
49902101	Heating and Air Conditioning Mechanics	10	10.00	25.00	14.05
49904100	Industrial Machinery Mechanics	7	10.00	31.25	16.84
49904200	Maintenance and Repair Workers, General	21	6.55	25.20	14.88
49904300	Maintenance Workers, Machinery	7	10.00	22.00	13.35
49904400	Millwrights	6	23.00	26.00	24.50
49909100	Coin, Vending, and Amusement Machine Servicers and Repairers	2	9.00	9.00	9.00
49909800	Helpers--Installation, Maintenance, and Repair Workers	6	8.00	10.00	9.29
49909999	Installation, Maintenance, and Repair Workers, All Other	10	8.00	15.00	12.17

Production Occupations

51101100	First-Line Supervisors/Managers of Production and Operating Workers	7	20.10	35.25	27.31
51202200	Electrical and Electronic Equipment Assemblers	1	9.00	9.00	9.00
51204100	Structural Metal Fabricators and Fitters	2	10.00	14.00	12.00
51209200	Team Assemblers	50	8.25	12.00	10.13
51209999	Assemblers and Fabricators, All Other	6	8.00	10.08	8.59
51301100	Bakers	1	9.00	9.50	9.25
51302200	Meat, Poultry, and Fish Cutters and Trimmers	42	8.75	9.75	9.28
51402100	Extruding and Drawing Machine Setters, Operators, and Tenders, Metal and Plastic	3	11.75	11.75	11.75
51403100	Cutting, Punching, and Press Machine Setters, Operators, and Tenders, Metal and Plastic	1	14.00	17.00	15.50
51403500	Milling and Planing Machine Setters, Operators, and Tenders, Metal and Plastic	1	17.00	22.00	19.50
51404100	Machinists	7	10.50	18.00	14.03
51407200	Molding, Coremaking, and Casting Machine Setters, Operators, and Tenders, Metal and Plastic	1	12.00	12.00	12.00
51419300	Plating and Coating Machine Setters, Operators, and Tenders, Metal and Plastic	1	10.00	25.00	17.50
51501100	Bindery Workers	6	11.70	11.70	11.70
51502100	Job Printers	1	9.00	9.00	9.00
51502200	Prepress Technicians and Workers	1	8.00	8.00	8.00
51502300	Printing Machine Operators	3	12.50	12.50	12.50
51601100	Laundry and Dry-Cleaning Workers	2	7.00	9.00	8.06
51602100	Pressers, Textile, Garment, and Related Materials	1	7.25	7,25	7.25
51603100	Sewing Machine Operators	2	11.00	11.00	11.00
51605200	Tailors, Dressmakers, and Custom Sewers	1	8.50	8.50	8.50
51701100	Cabinetmakers and Bench Carpenters	4	10.00	19.23	13.76
51704200	Woodworking Machine Setters, Operators, and Tenders, Except Sawing	3	8.25	16.00	10.42
51902200	Grinding and Polishing Workers, Hand	1	12.00	15.00	13.50
51902300	Mixing and Blending Machine Setters, Operators, and Tenders	3	10.75	10.75	10.75
51906100	Inspectors, Testers, Sorters, Samplers, and Weighers	10	8.00	20.00	13.37
51908100	Dental Laboratory Technicians	1	10.00	10.00	10.00
51912100	Coating, Painting, and Spraying Machine Setters, Operators, and Tenders	1	9.00	15.00	12.00
51912300	Painting, Coating, and Decorating Workers	2	9.00	13.00	10.75
51919400	Etchers and Engravers	1	11.00	11.00	11.00
51919800	Helpers--Production Workers	18	9.00	10.00	9.50
51919999	Production Workers, All Other	46	6.55	17.17	14.57

Occupation Code	Job Title	Total Openings	Minimum	Maximum	Average
			Hourly Wage	Hourly Wage	Hourly Wage

Transportation and Material Moving Occupations

53102100	First-Line Supervisors/Managers of Helpers, Laborers, and Material Movers, Hand	4	10.00	24.88	18.44
53103100	First-Line Supervisors/Managers of Transportation and Material-Moving Machine and Vehicle Operators	3	18.84	57.36	34.35
53302200	Bus Drivers, School	21	7.06	14.30	10.82
53303100	Driver/Sales Workers	3	9.00	10.00	9.25
53303200	Truck Drivers, Heavy and Tractor-Trailer	46	8.00	25.00	17.49
53303300	Truck Drivers, Light or Delivery Services	19	6.55	16.50	10.08
53304100	Taxi Drivers and Chauffeurs	2	15.00	15.00	15.00
53309999	Motor Vehicle Operators, All Other	2	18.30	18.30	18.30
53609999	Transportation Workers, All Other	2	8.00	8.00	8.00
53705100	Industrial Truck and Tractor Operators	25	8.00	15.00	9.86
53706100	Cleaners of Vehicles and Equipment	9	7.00	9.00	7.68
53706200	Laborers and Freight, Stock, and Material Movers, Hand	55	8.00	18.94	12.77
53706400	Packers and Packagers, Hand	89	6.55	14.00	8.85
53708100	Refuse and Recyclable Material Collectors	5	10.00	12.56	10.79
53719999	Material Moving Workers, All Other	8	8.00	17.22	14.00

OCCUPATIONS & STARTING WAGES REPORT

This publication includes information about the types of job openings received and the starting wages listed with offices of the Indiana Department of Workforce Development (DWD). The report that follows summarizes the listings received from employers for the twelve-month period and the geographic area specified on the front of this publication.

The description lists occupational titles according to the Occupational Employment Statistics classification system. More than one occupational title may be used to match applicants with job listings. The number column, however, reports the number of job openings. These positions should be interpreted as having been available sometime during this period and not necessarily as currently available.

The starting wages listed do not reflect "prevailing wage rates". The wages are based on the minimum wage that employers stated they would pay to workers who fulfill their job requirements for education and/or experience. The wages presented identify the minimum wage offered by any employer, the maximum wage offered by any employer, and the mid hourly wage offered by all employers for the listed occupational grouping. Compensation for some jobs may include tips and/or commissions, and benefits not accounted for in the wage listing.

Job seekers and those who assist them with their job search will find this report to be a useful tool in identifying the frequency of job openings and the starting wages typically offered. The information presented may be useful to those who are choosing or changing careers, given that potential wages are a critical factor in making career choices. Other career choice factors in addition to wages may include aptitudes, interests, abilities, length of training, the job outlook, working conditions, and so forth.

While Job Service Openings and Starting Wages can be a very useful tool, the report contains information for only those openings listed with DWD. Other sources of information should be consulted regarding the availability of jobs, qualifications, and wages. These may include:

- personal contacts
- counselors
- want ads
- libraries
- the Occupational Outlook Handbook
- professional associations
- Information Resource Areas of Indiana Workforce Development Centers

A free computerized job matching service is available through DWD's Indiana Career Connect (ICC), at no cost to job seekers or employers. Job seekers registering for work specify their qualifications, desires, and wage requests. An employer may call one of DWD's local offices with an opening, describing the position requirements, hours of work, and other conditions of employment, in addition to the starting wage to be offered. The information from both parties is entered into ICC, and then used to locate suitable candidates for the job opening. Employers may also post job openings, search for potential employees, and go through an initial screening process via the Internet. For more details on ICC, check our web site: <http://www.in.us/dwd>

3310 Grant Line Rd., New Albany, IN 47150 (812) 948-6102
101 Hwy 62 W. - Ste 101, Corydon, IN 47112 (812) 738-8811
304 Indiana Ave., English, IN 47118 (812) 338-4980
1707 N. Shelby - Ste 116, Salem, IN 47167 (812) 883-2283
1613 E. 8th St., Jeffersonville, IN 47130 (812) 283-6595
1092 W. Community Way, Scottsburg, IN 47170 (812) 752-3886

WorkOne



Indiana Economic Growth Regions

Regional Market Analysts



EGR 1 - Bruce Bendull
 1575 Adler Circle, Ste. A
 Portage, IN 46368
 (219) 762-6592 x 228
 FAX: (219) 762-1052
 E-mail:
 bbendull@dwd.in.gov

EGR 4(pt.) - Bruce Bendull
 1575 Adler Circle, Ste. A
 Portage, IN 46368
 (219) 762-6592 x 228
 FAX: (219) 762-1052
 E-mail: bbendull@dwd.in.gov

EGR 4(pt.) - Deani Purvis
 709 S. Reed Rd.
 Kokomo, IN 46903
 (765) 459-0571 x 3036
 FAX: (765) 457-3144
 E-mail: dpurvis@dwd.in.gov

EGR 7 - Kim Stevenson
 30 N. 8th Street
 Terre Haute, IN 47807
 (812) 234-6602 x 327
 FAX: (812) 232-7644
 E-mail:
 kstevenson@dwd.in.gov

EGR 8 - Kim Stevenson
 30 N. 8th Street
 Terre Haute, IN 47807
 (812) 234-6602 x 327
 FAX: (812) 232-7644
 E-mail: kstevenson@dwd.in.gov

EGR 11 - Cathy Boatman
 700 E. Walnut
 Evansville, IN 47713
 (812) 424-4473
 FAX: (812) 421-3189
 E-mail: cboatman@dwd.in.gov

EGR 2 - Sharon Ringenberg
 300 E. Main St., Ste. 100-A
 Ft. Wayne, IN 46802
 (260) 469-4217
 FAX: (260) 436-5973
 E-mail:
 sringenberg@dwd.in.gov

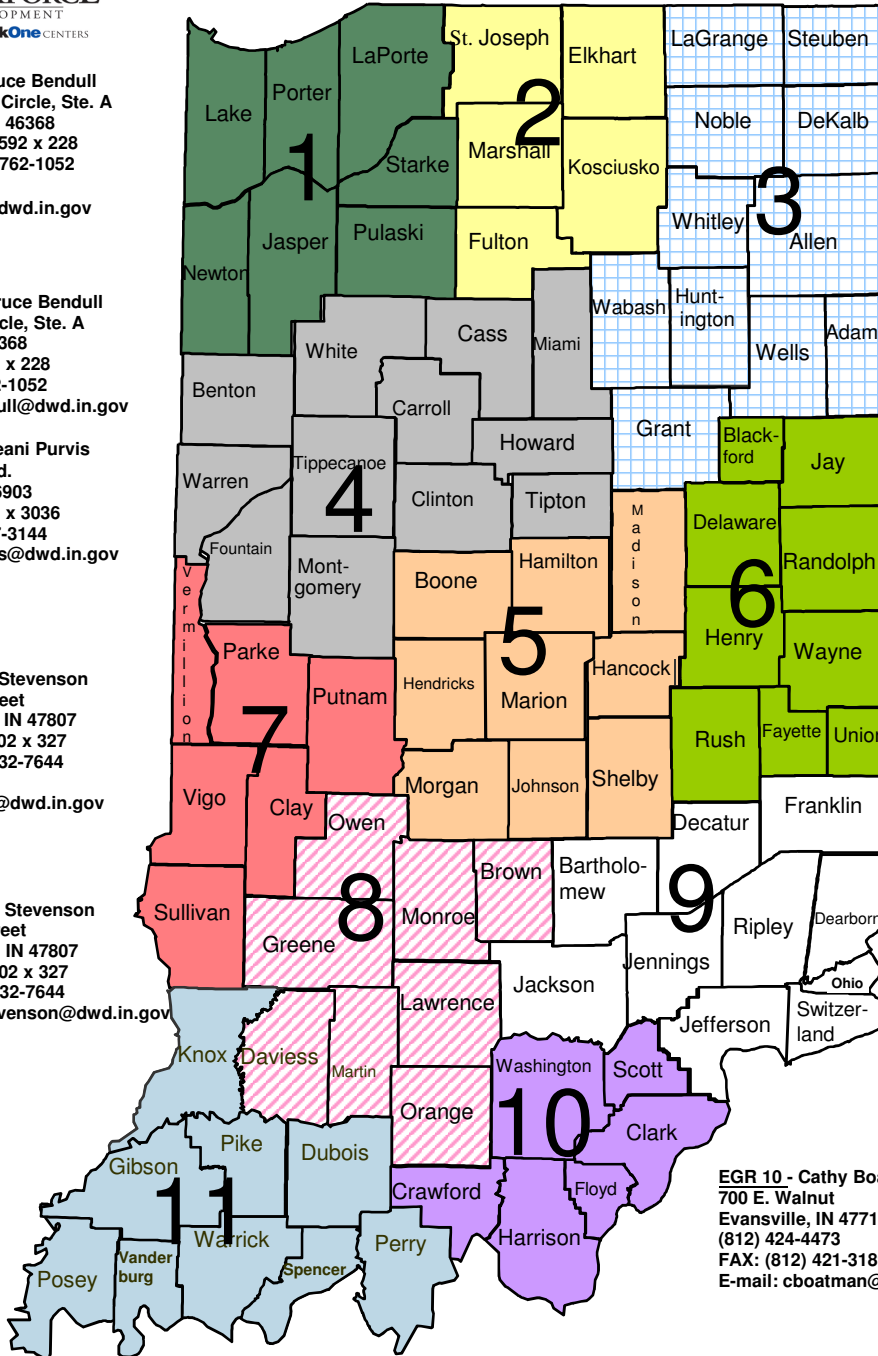
EGR 3 - Sharon Ringenberg
 300 E. Main St., Ste. 100-A
 Ft. Wayne, IN 46802
 (260) 469-4217
 FAX: (260) 436-5973
 E-mail: sringenberg@dwd.in.gov

EGR 6 - Deani Purvis
 709 S. Reed Rd.
 Kokomo, IN 46903
 (765) 459-0571 x 3036
 FAX: (765) 457-3144
 E-mail: dpurvis@dwd.in.gov

EGR 5 - Terry Brown
 10 N. Senate Ave.,
 Room SE 207
 Indianapolis, IN 46204
 (317) 232-1920
 FAX: (317) 232-8480
 E-mail: tbrown@dwd.in.gov

EGR 9 - Terry Brown
 10 N. Senate Ave.,
 Room SE 207
 Indianapolis, IN 46204
 (317) 232-1920
 FAX: (317) 232-8480
 E-mail: tbrown@dwd.in.gov

EGR 10 - Cathy Boatman
 700 E. Walnut
 Evansville, IN 47713
 (812) 424-4473
 FAX: (812) 421-3189
 E-mail: cboatman@dwd.in.gov



Indiana Workforce Development
 Research & Analysis

