

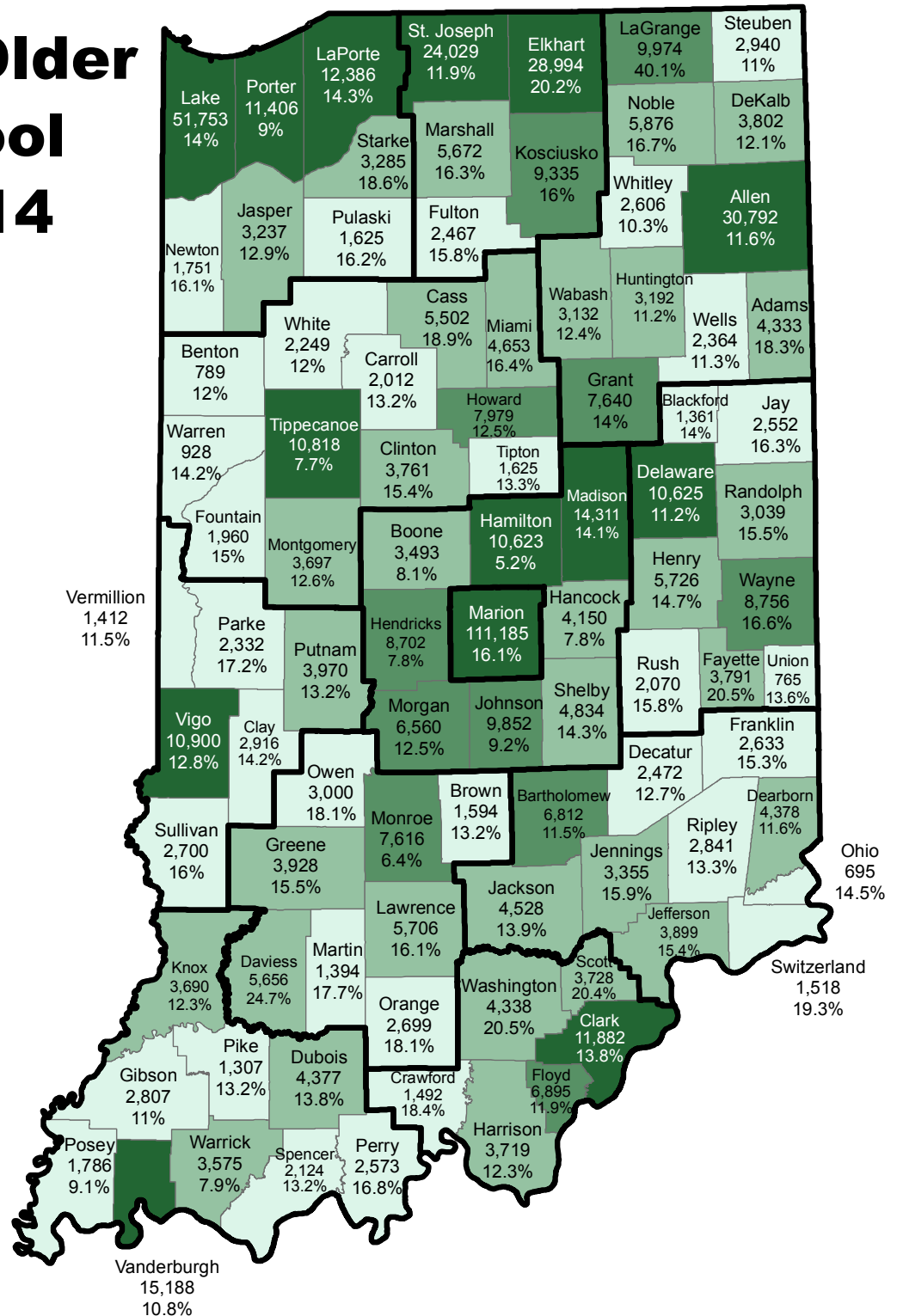
# Adults Age 18 and Older without a High School Diploma or HSE, 2014

## Number of Adults

- 695 - 3,000 (35)
- 3,001 - 6,000 (32)
- 6,001 - 10,000 (11)
- 10,001 - 111,185 (14)

□ Economic Growth Region

*Labels also show the percent of adults in this age group without a high school diploma or high school equivalency (HSE).*



Map produced by the Indiana Business Research Center, using the American Community Survey 2010-2014 five-year estimates that were released by the U.S. Census Bureau in December 2015.

# Adults Age 25 and Older without a High School Diploma or HSE, 2014

## Number of Adults

621 - 3,000 (44)

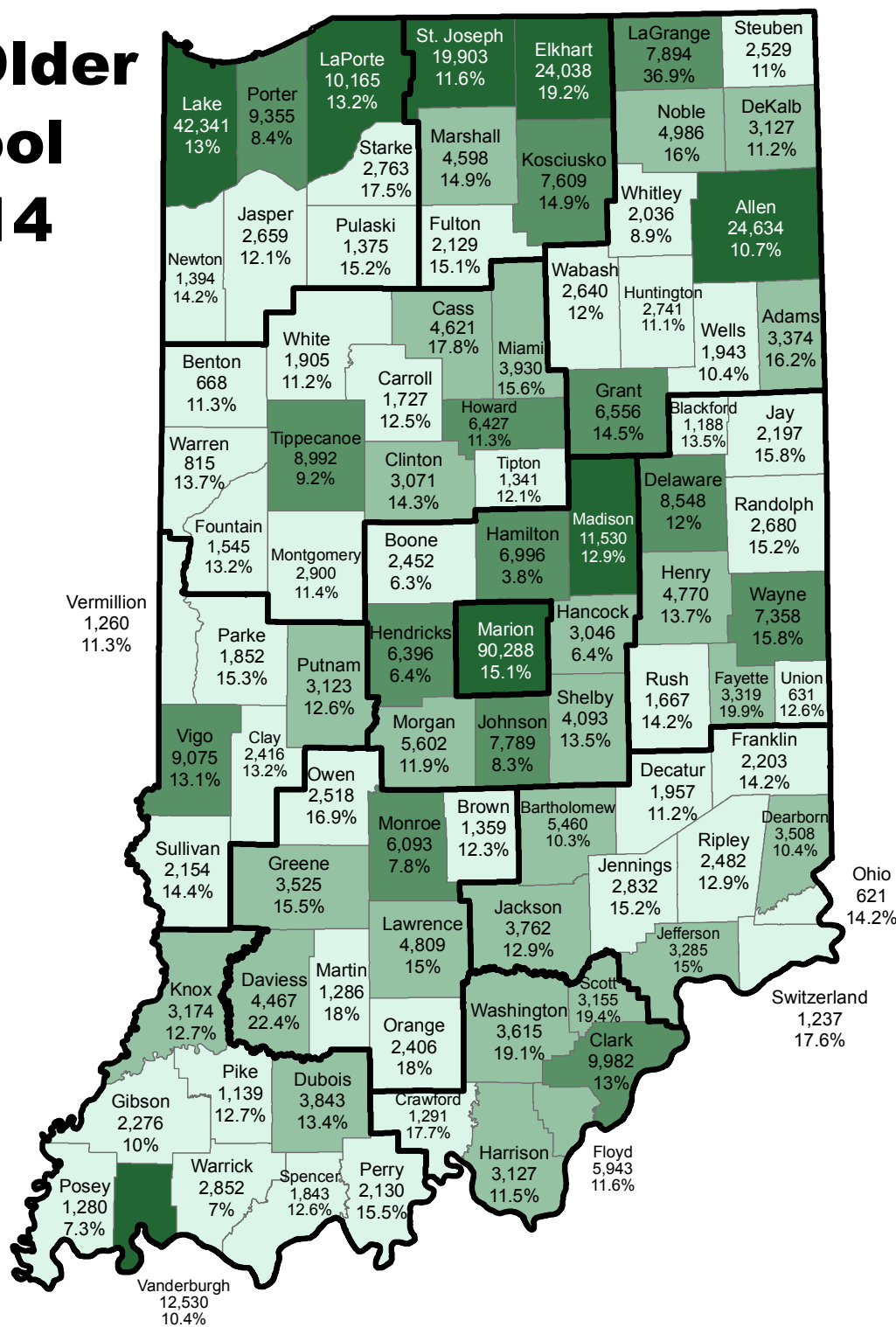
3,001 - 6,000 (26)

6,001 - 10,000 (14)

10,001 - 90,288 (8)

□ Economic Growth Region

Labels also show the percent of adults in this age group without a high school diploma or high school equivalency (HSE).



Map produced by the Indiana Business Research Center, using the American Community Survey 2010-2014 five-year estimates that were released by the U.S. Census Bureau in December 2015.



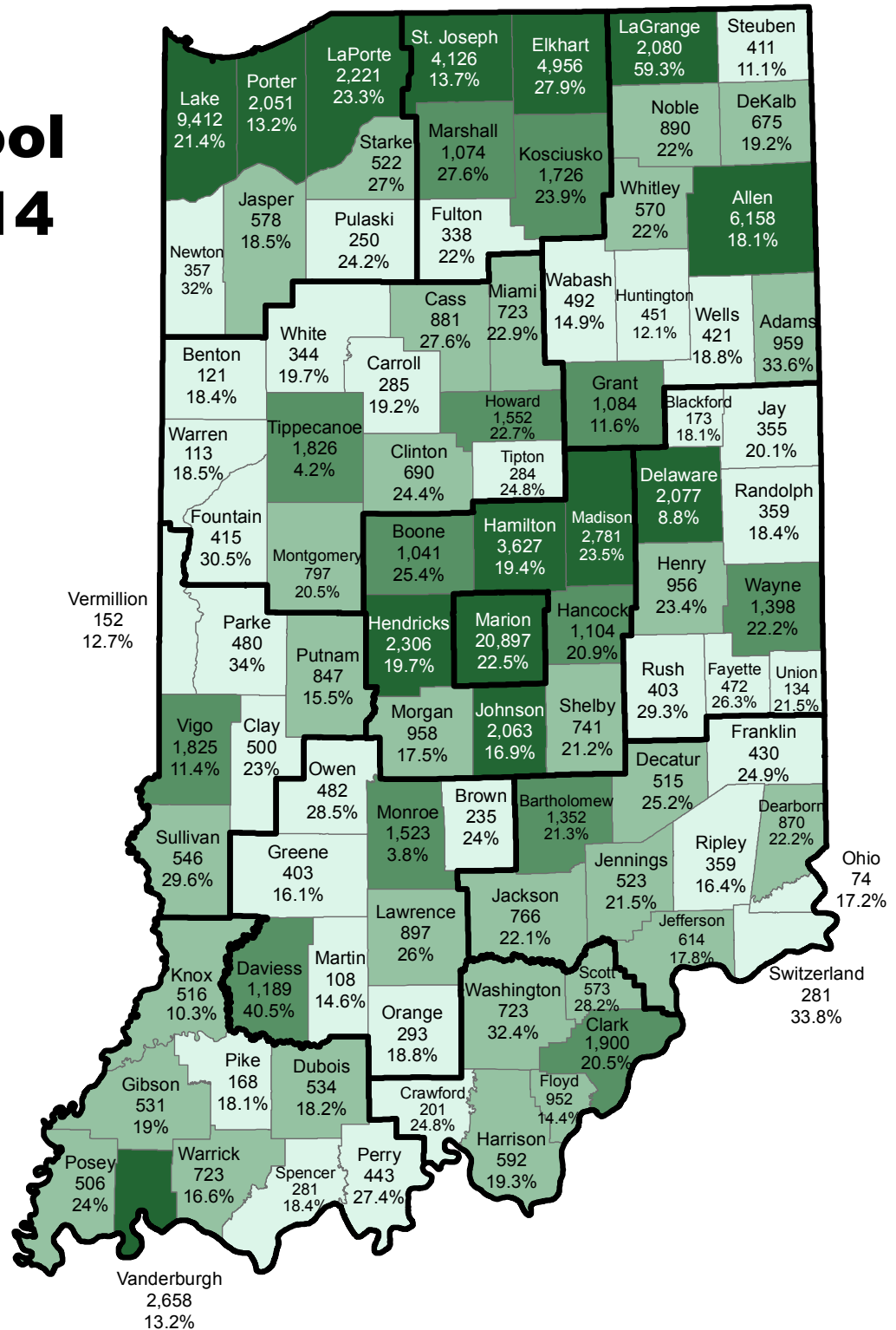
# Adults Age 18 to 24 without a High School Diploma or HSE, 2014

## Number of Adults

- 74 - 500 (35)
- 501 - 1,000 (30)
- 1,001 - 2,000 (13)
- 2,001 - 20,897 (14)

Economic Growth Region

*Labels also show the percent of adults in this age group without a high school diploma or high school equivalency (HSE).*



Map produced by the Indiana Business Research Center, using the American Community Survey 2010-2014 five-year estimates that were released by the U.S. Census Bureau in December 2015.

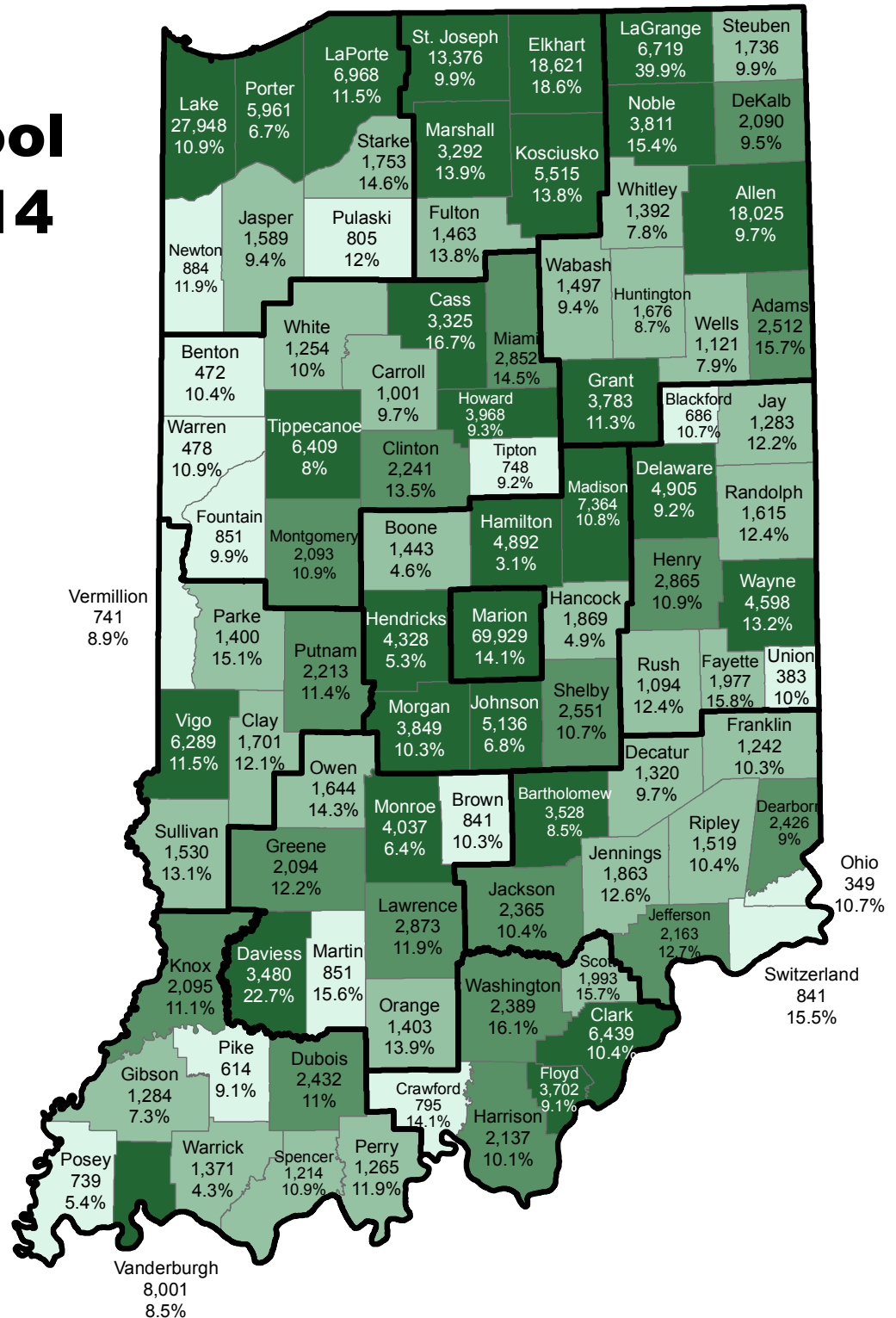
# Adults Age 25 to 64 without a High School Diploma or HSE, 2014

## Number of Adults

- 349 - 1,000 (16)
- 1,001 - 2,000 (30)
- 2,001 - 3,000 (17)
- 3,001 - 69,929 (29)

Economic Growth Region

*Labels also show the percent of adults in this age group without a high school diploma or high school equivalency (HSE).*



Map produced by the Indiana Business Research Center, using the American Community Survey 2010-2014 five-year estimates that were released by the U.S. Census Bureau in December 2015.