



# HOOSIERS BY THE NUMBERS

Your premier source for labor market information for Indiana.



## INDUSTRY SECTOR SNAPSHOT

### Economic Growth Region 9

Quarter 2 2023

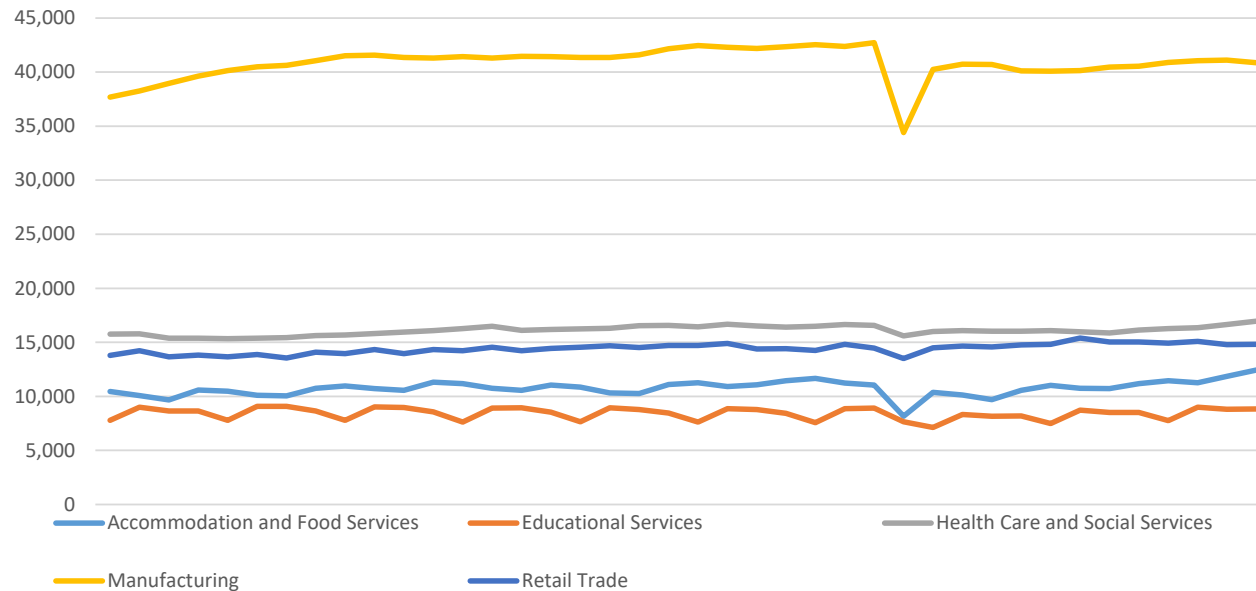
Bartholomew, Dearborn, Decatur, Franklin, Jackson, Jefferson, Jennings, Ohio, Ripley, and Switzerland Counties

Industry	Jobs	Previous Year	Establishments	Previous Year	Average Weekly Wage	Previous Year
<b>Total</b>	<b>140,383</b>	<b>↑ 0.88%</b>	<b>6,996</b>	<b>↑ 1.91%</b>	<b>\$1,062</b>	<b>↑ 6.95%</b>
Accommodation and Food Services	12,440	↑ 11.32%	606	↑ 4.66%	\$413	↑ 12.23%
Admin. & Support & Waste Mgt. & Rem. Services*	6,273	↓ -6.74%	328	↑ 4.46%	\$828	↑ 9.09%
Agriculture, Forestry, Fishing and Hunting*	415	↓ -6.53%	96	↑ 9.09%	\$763	↑ 3.25%
Arts, Entertainment, and Recreation*	853	↓ -43.70%	86	↑ 3.61%	\$419	↓ -27.13%
Construction	5,731	↑ 2.14%	674	↑ 0.15%	\$1,145	↑ 8.33%
Educational Services*	8,825	↑ 3.68%	144	↑ 2.86%	\$819	↑ 1.11%
Finance and Insurance	2,727	↓ -0.91%	432	↑ 1.65%	\$1,254	↓ -0.16%
Health Care and Social Services	16,958	↑ 5.11%	725	↑ 1.26%	\$1,062	↑ 7.16%
Information*	928	↑ 3.11%	81	↓ -3.57%	\$870	↑ 7.94%
Management of Companies and Enterprises*	1,803	↓ -10.65%	55	↑ 1.85%	\$2,589	↑ 44.88%
Manufacturing	40,863	↑ 0.76%	484	↑ 1.47%	\$1,431	↑ 7.59%
Mining*	59	○ 0.00%	17	↑ 6.25%	\$1,044	↑ 2.35%
Other Services (Except Public Administration)	2,972	↑ 2.70%	498	↑ 3.53%	\$632	↑ 5.69%
Professional, Scientific, and Technical Services	3,102	↑ 4.20%	553	↑ 6.35%	\$1,258	↓ -1.49%
Public Administration	5,803	↓ -1.06%	182	↓ -21.89%	\$860	↑ 7.50%
Real Estate and Rental and Leasing	867	↑ 3.34%	259	↑ 4.44%	\$808	↓ -2.06%
Retail Trade	14,825	↓ -1.44%	1,036	↑ 2.27%	\$641	↑ 2.40%
Transportation & Warehousing	6,539	↓ -6.30%	326	↓ -1.21%	\$1,112	↑ 7.23%
Utilities*	521	↓ -0.76%	59	↓ -1.67%	\$1,647	↑ 4.84%
Wholesale Trade*	4,348	↑ 3.62%	355	↑ 7.58%	\$1,431	↑ 7.92%

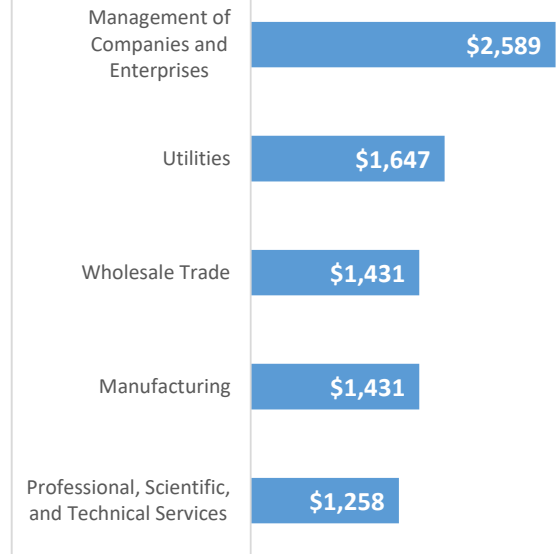
\* These industries exclude county data (jobs and wages) that are not available due to non-disclosure requirements.

D = This item is not available due to non-disclosure requirements.

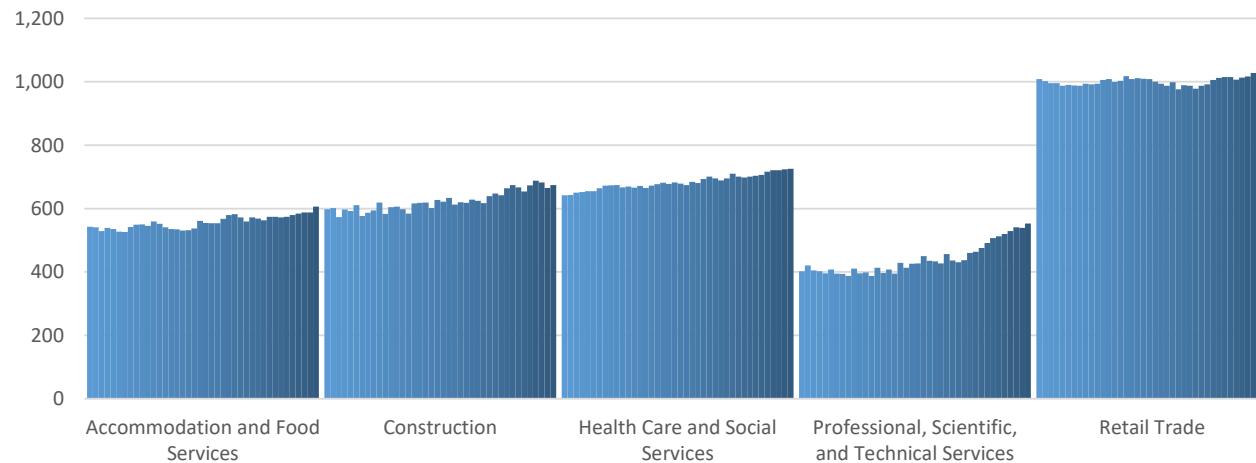
Top 5 Largest Industries by Jobs (past 10 years)



Top 5 Paying Industries by Average Weekly Wage



Top 5 Largest Industries by Establishments (past 10 years)



Source:

*Quarterly Census of Employment and Wages,  
Indiana Dept. of Workforce Development*

For more information, contact:

**Jillian Gregory**

Regional Workforce Analyst

812-270-9476

[jgregory@dwd.in.gov](mailto:jgregory@dwd.in.gov)

