

INDUSTRY SECTOR SNAPSHOT

Economic Growth Region 9

Quarter 1 2022

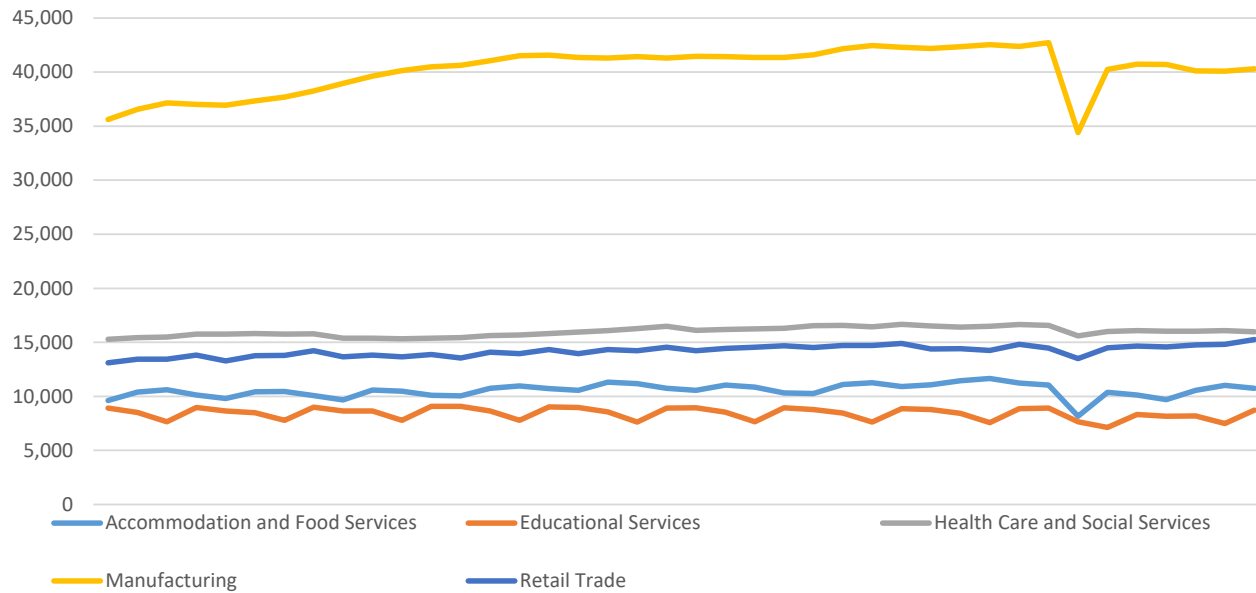
Bartholomew, Dearborn, Decatur, Franklin, Jackson, Jefferson, Jennings, Ohio, Ripley, and Switzerland Counties

Industry	Jobs	Previous Year	Establishments	Previous Year	Average Weekly Wage	Previous Year
Total	136,558	↑ 0.78%	6,754	↑ 1.49%	\$1,071	↑ 9.51%
Accommodation and Food Services	10,704	↑ 10.49%	572	↑ 1.60%	\$337	↑ 6.65%
Admin. & Support & Waste Mgt. & Rem. Services	5,936	↑ 14.09%	294	↑ 3.52%	\$713	↑ 8.52%
Agriculture, Forestry, Fishing and Hunting*	347	↓ -4.93%	85	↓ -6.59%	\$735	↑ 7.93%
Arts, Entertainment, and Recreation*	2,140	↓ -2.86%	82	↓ -3.53%	\$520	↑ 7.44%
Construction	5,106	↑ 6.49%	650	↑ 1.25%	\$961	↑ 2.13%
Educational Services*	8,526	↑ 4.37%	143	↑ 7.52%	\$718	↓ -2.71%
Finance and Insurance	2,743	↓ -0.62%	426	↑ 0.24%	\$1,531	↑ 4.65%
Health Care and Social Services	15,870	↓ -1.08%	705	↑ 0.57%	\$1,053	↑ 16.61%
Information*	904	↑ 2.84%	81	↑ 3.85%	\$786	↓ -1.63%
Management of Companies and Enterprises*	2,503	↑ 21.15%	54	↑ 10.20%	\$1,918	↑ 12.30%
Manufacturing	39,901	↓ -1.98%	474	↓ -0.21%	\$1,576	↑ 10.91%
Mining*	54	↑ 237.50%	16	↓ -11.11%	\$845	↑ 28.81%
Other Services (Except Public Administration)	2,733	↑ 7.01%	476	↑ 1.49%	\$569	↑ 6.16%
Professional, Scientific, and Technical Services	2,990	↓ -2.51%	509	↑ 9.70%	\$1,123	↑ 6.24%
Public Administration	5,447	↓ -0.11%	234	↑ 1.30%	\$858	↑ 2.75%
Real Estate and Rental and Leasing*	794	↓ -3.52%	241	↓ -3.98%	\$723	↓ -1.09%
Retail Trade	15,031	↑ 3.07%	1,007	↑ 0.10%	\$636	↑ 14.80%
Transportation & Warehousing	6,916	↑ 18.10%	327	↑ 1.55%	\$1,054	↑ 11.89%
Utilities*	556	↓ -2.63%	58	↓ -1.69%	\$1,675	↑ 8.70%
Wholesale Trade	4,109	↑ 5.60%	320	↑ 3.56%	\$1,429	↑ 10.52%

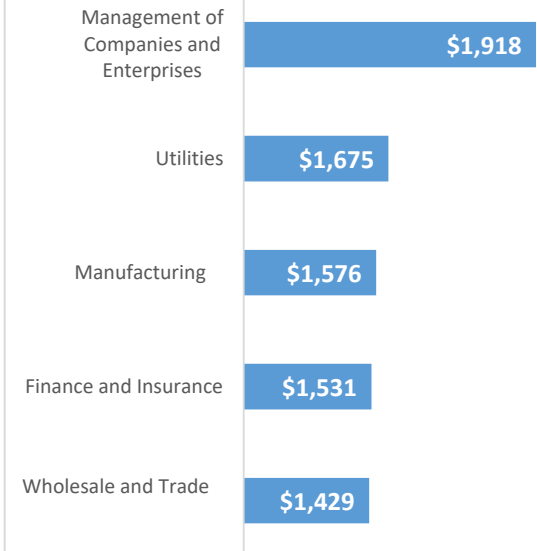
* These industries exclude county data (jobs and wages) that are not available due to non-disclosure requirements.

D = This item is not available due to non-disclosure requirements.

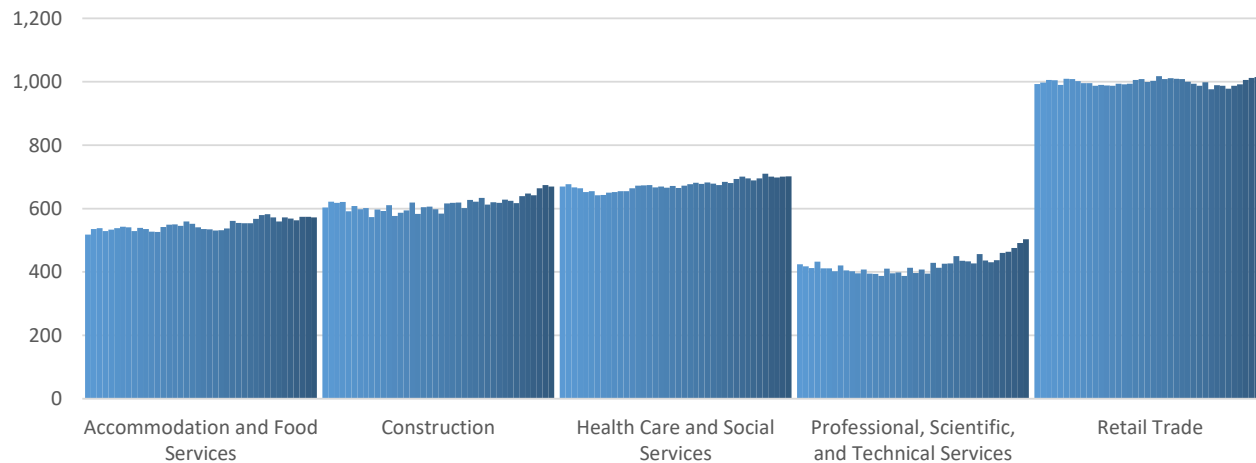
Top 5 Largest Industries by Jobs (past 10 years)



Top 5 Paying Industries by Average Weekly Wage



Top 5 Largest Industries by Establishments (past 10 years)



Source:

Quarterly Census of Employment and Wages,
Indiana Dept. of Workforce Development

For more information, contact:

Jillian Gregory

Regional Workforce Analyst

812-270-9476

jgregory@dwd.in.gov

