



INDUSTRY SECTOR SNAPSHOT

Quarter 3 2021

Economic Growth Region 9

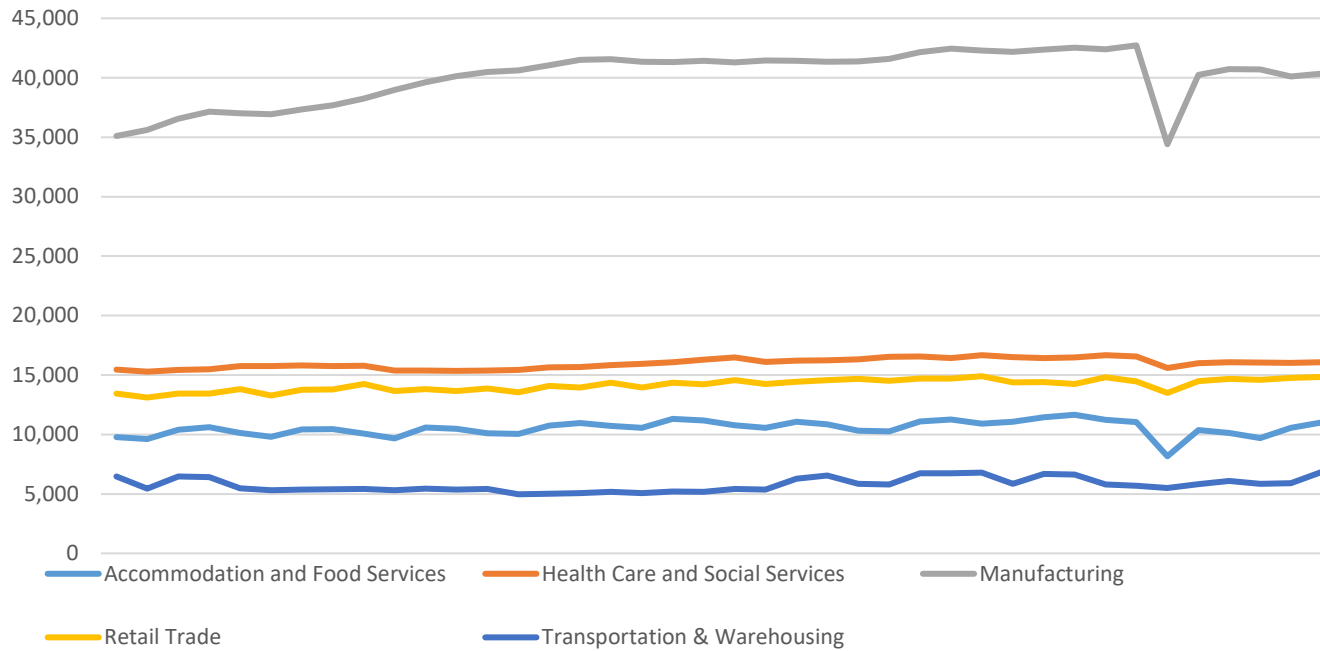
Bartholomew, Dearborn, Decatur, Franklin, Jackson, Jefferson, Jennings, Ohio, Ripley, and Switzerland Counties

Industry	Jobs	Previous Year	Establishments	Previous Year	Average Weekly Wage	Previous Year
Total	137,125	↑ 1.37%	6,755	↑ 2.22%	\$975	↑ 5.63%
Accommodation and Food Services	11,018	↑ 6.29%	574	↑ 0.35%	\$357	↑ 9.17%
Admin. & Support & Waste Mgt. & Rem. Services*	5,619	↑ 4.77%	303	↑ 5.57%	\$752	↑ 4.44%
Agriculture, Forestry, Fishing and Hunting*	378	↓ -5.26%	91	↓ -5.21%	\$721	↑ 12.13%
Arts, Entertainment, and Recreation*	1,585	↓ -5.20%	83	○ 0.00%	\$570	↑ 10.25%
Construction	5,566	↑ 8.06%	672	↑ 5.16%	\$1,124	↑ 6.95%
Educational Services*	7,498	↑ 5.19%	136	↑ 3.82%	\$752	↓ -2.46%
Finance and Insurance	2,756	↓ -0.14%	418	↑ 1.95%	\$1,204	↑ 2.99%
Health Care and Social Services	16,076	↑ 0.52%	699	↑ 0.58%	\$1,038	↑ 13.57%
Information*	910	↓ -4.71%	79	↓ -4.82%	\$815	↓ -6.32%
Management of Companies and Enterprises*	2,047	↓ -7.00%	50	○ 0.00%	\$2,065	↓ -3.01%
Manufacturing	40,341	↑ 0.25%	474	↓ -0.42%	\$1,263	↑ 5.34%
Mining*	19	↑ 5.56%	18	↑ 5.88%	\$737	↓ -3.15%
Other Services (Except Public Administration)	2,804	↑ 8.72%	475	↑ 2.15%	\$600	↑ 8.70%
Professional, Scientific, and Technical Services	2,962	↑ 1.58%	489	↑ 11.90%	\$1,124	↑ 2.55%
Public Administration	5,960	↓ -0.05%	230	↓ -7.26%	\$809	↑ 3.85%
Real Estate and Rental and Leasing*	891	↑ 5.57%	253	↑ 3.27%	\$747	↑ 6.41%
Retail Trade	14,827	↑ 2.29%	1,016	↑ 2.94%	\$626	↑ 12.19%
Transportation & Warehousing	6,857	↑ 17.92%	320	↓ -1.23%	\$1,095	↑ 7.35%
Utilities*	574	↓ -5.28%	59	↓ -4.84%	\$1,513	↑ 0.27%
Wholesale Trade	3,993	↑ 4.12%	316	↑ 4.98%	\$1,221	↑ 7.86%

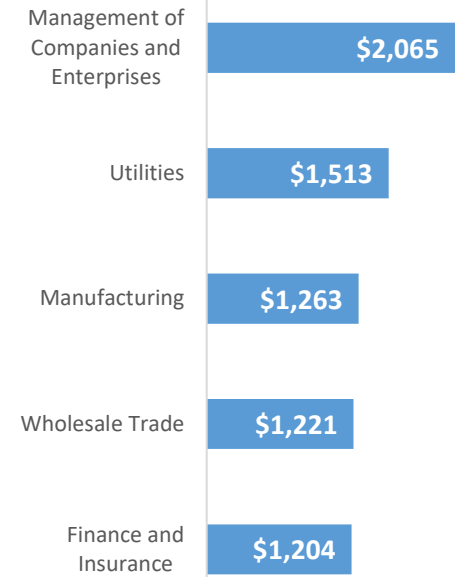
* These industries exclude county data (jobs and wages) that are not available due to non-disclosure requirements.

D = This item is not available due to non-disclosure requirements.
Indiana Department of Workforce Development

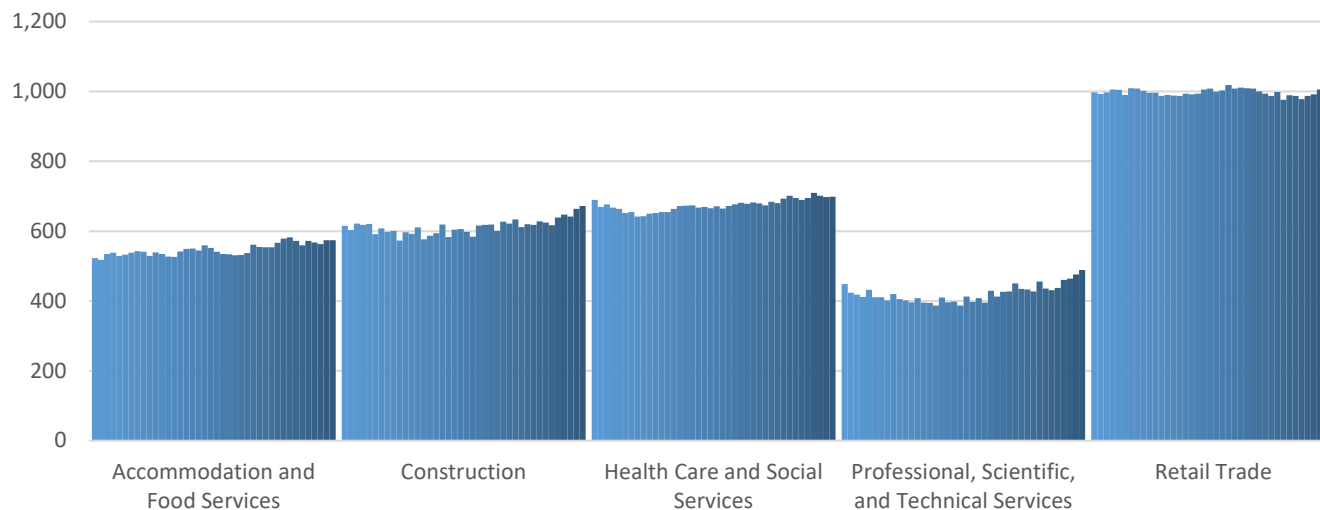
Top 5 Largest Industries by Jobs (past 10 years)



Top 5 Paying Industries by Average Weekly Wage



Top 5 Largest Industries by Establishments (past 10 years)



Source:

*Quarterly Census of Employment and Wages,
Indiana Dept. of Workforce Development*

For more information, contact:

Jillian A Gregory

Regional Workforce Analyst

812-537-2485

jgregory@dwd.in.gov

