



HOOSIERS BY THE NUMBERS

Your premier source for labor market information for Indiana.



INDUSTRY SECTOR SNAPSHOT

Quarter 2 2021

Economic Growth Region 9

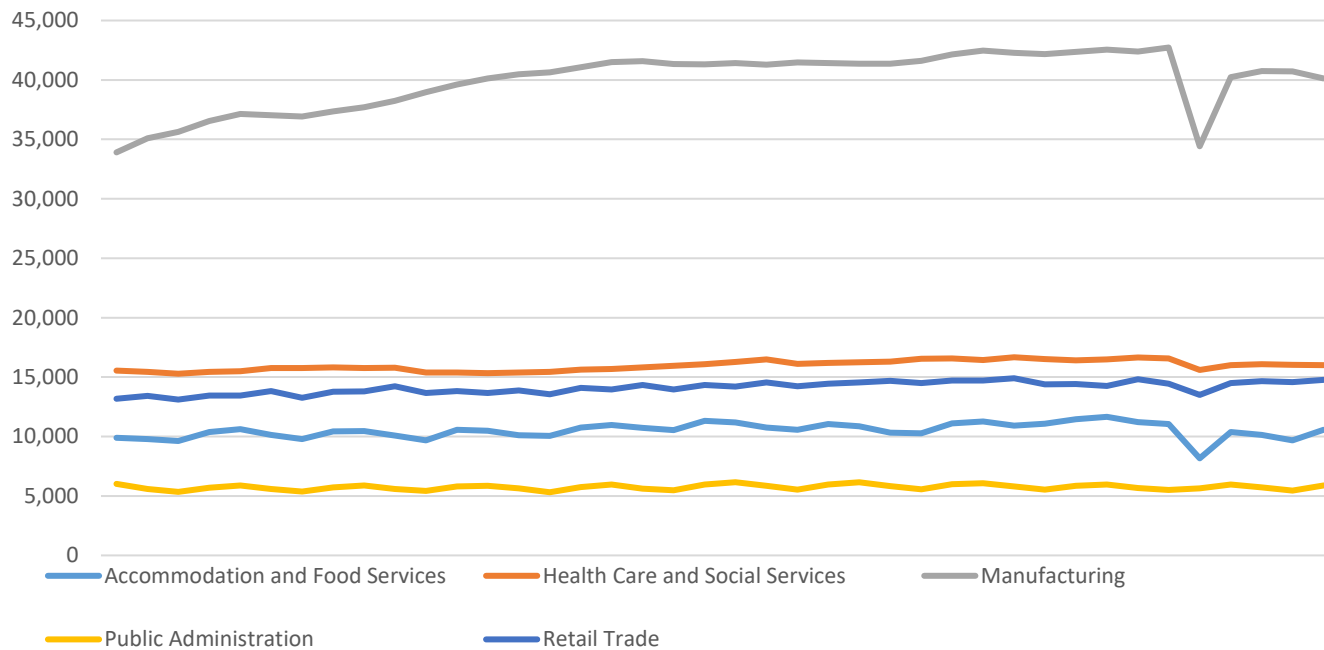
Bartholomew, Dearborn, Decatur, Franklin, Jackson, Jefferson, Jennings, Ohio, Ripley, and Switzerland Counties

Industry	Jobs	Previous Year	Establishments	Previous Year	Average Weekly Wage	Previous Year
Total	136,362	↑ 11.37%	6,733	↑ 3.20%	\$952	↑ 6.61%
Accommodation and Food Services	10,568	↑ 29.40%	574	↑ 2.68%	\$346	↑ 10.54%
Admin. & Support & Waste Mgt. & Rem. Services*	5,422	↑ 29.16%	300	↑ 6.38%	\$691	↑ 4.70%
Agriculture, Forestry, Fishing and Hunting*	398	↓ -5.46%	94	○ 0.00%	\$722	↑ 5.40%
Arts, Entertainment, and Recreation*	1,317	↑ 22.17%	86	↑ 6.17%	\$584	↑ 47.85%
Construction	5,404	↑ 11.65%	662	↑ 7.29%	\$1,009	↑ 0.30%
Educational Services*	8,191	↑ 6.93%	133	↑ 1.53%	\$786	↑ 5.79%
Finance and Insurance	2,743	↓ -0.80%	423	↑ 2.17%	\$1,265	↑ 6.21%
Health Care and Social Services	16,000	↑ 2.58%	696	↑ 1.02%	\$977	↑ 6.43%
Information*	890	↓ -6.32%	80	↓ -1.23%	\$779	↓ -1.14%
Management of Companies and Enterprises*	1,972	↓ -5.56%	51	↑ 2.00%	\$1,832	↑ 20.45%
Manufacturing	40,119	↑ 16.59%	474	↑ 0.64%	\$1,244	↑ 10.68%
Mining*	19	○ 0.00%	18	↑ 12.50%	\$693	↓ -3.08%
Other Services (Except Public Administration)	2,703	↑ 19.87%	471	↑ 3.29%	\$562	↑ 3.50%
Professional, Scientific, and Technical Services	3,038	↑ 6.82%	474	↑ 9.98%	\$1,167	↑ 3.92%
Public Administration	5,872	↑ 3.98%	236	↓ -5.22%	\$762	↓ -4.63%
Real Estate and Rental and Leasing*	891	↑ 15.12%	254	↑ 4.96%	\$759	↑ 2.99%
Retail Trade	14,767	↑ 9.34%	1,014	↑ 3.68%	\$605	↑ 5.58%
Transportation & Warehousing*	5,890	↑ 7.11%	320	↓ -0.31%	\$1,066	↑ 9.67%
Utilities*	581	↓ -2.68%	59	↓ -3.28%	\$1,491	↑ 4.85%
Wholesale Trade	3,982	↑ 5.48%	314	↑ 4.32%	\$1,265	↑ 7.48%

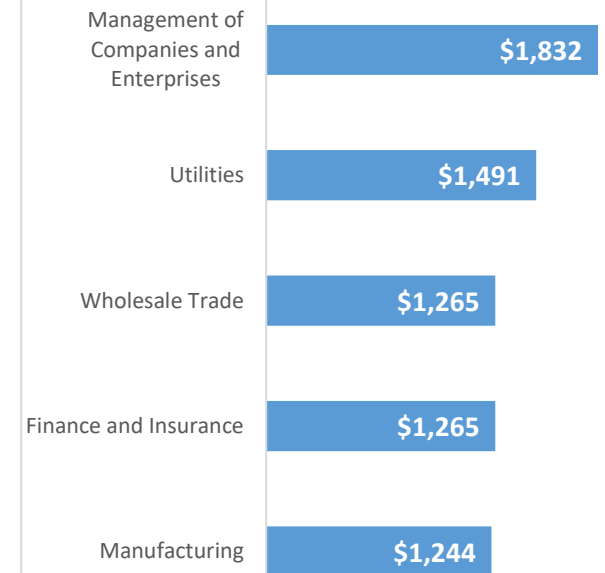
* These industries exclude county data (jobs and wages) that are not available due to non-disclosure requirements.

D = This item is not available due to non-disclosure requirements.

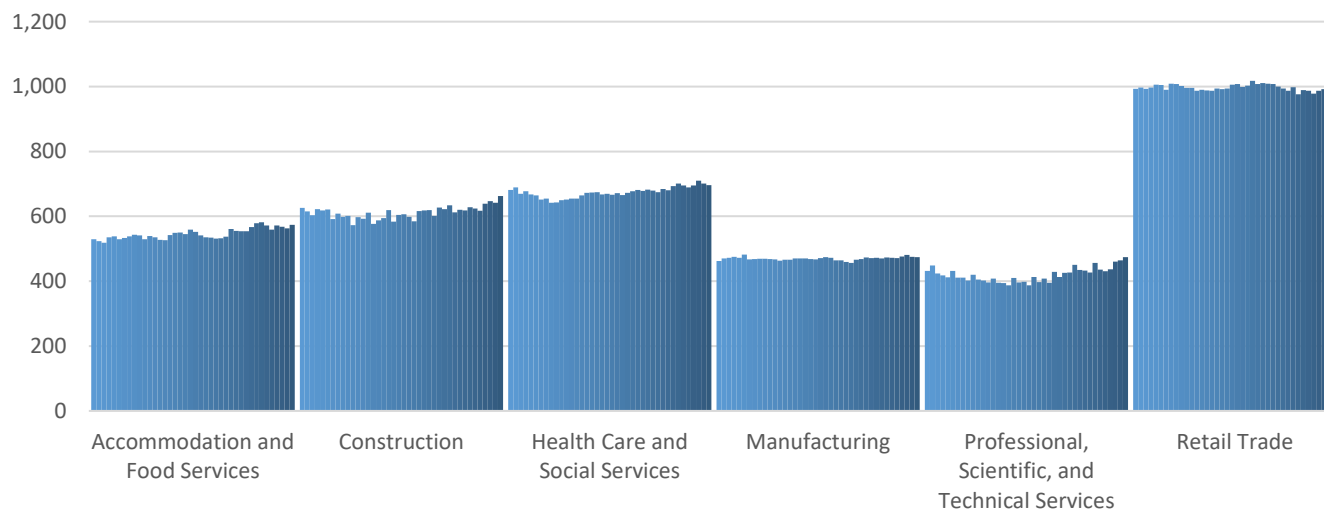
Top 5 Largest Industries by Jobs (past 10 years)



Top 5 Paying Industries by Average Weekly Wage



Top 5 Largest Industries by Establishments (past 10 years)



Source:

*Quarterly Census of Employment and Wages,
Indiana Dept. of Workforce Development*

For more information, contact:

Jillian A Gregory

Regional Workforce Analyst

812-537-2485

jgregory@dwd.in.gov



INDIANA
DEPARTMENT OF
WORKFORCE
DEVELOPMENT