

INDUSTRY SECTOR SNAPSHOT

Economic Growth Region 8

Quarter 2 2025

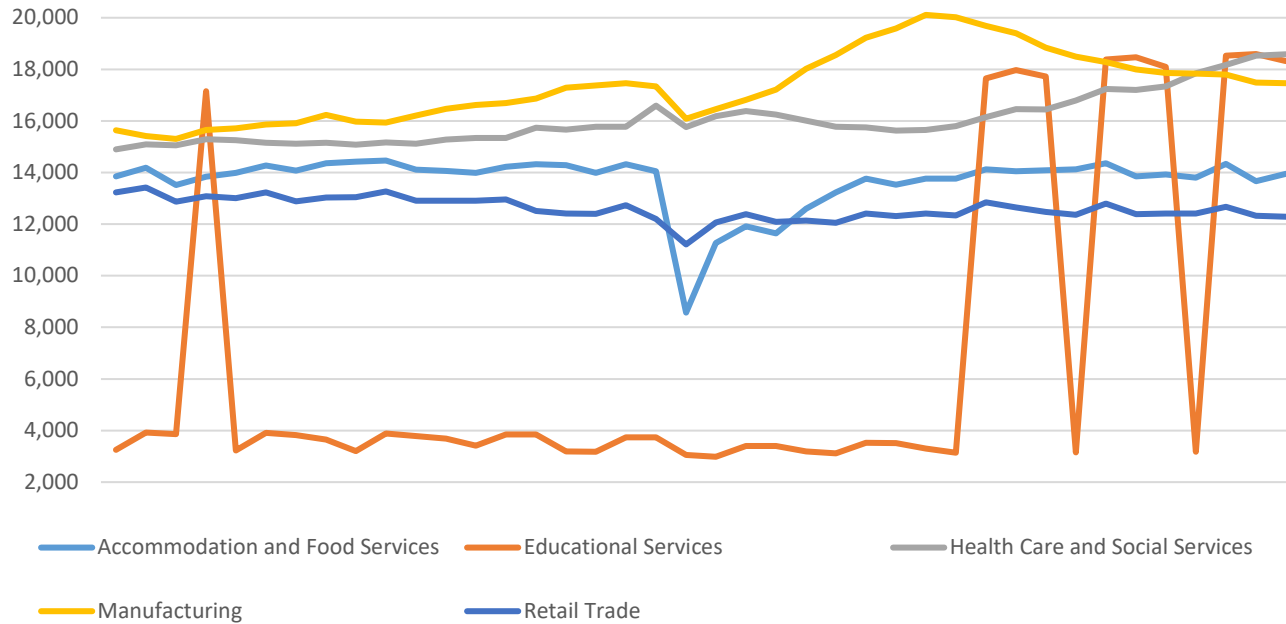
Brown, Daviess, Greene, Lawrence, Martin, Monroe, Orange, and Owen Counties

Industry	Jobs	Previous Year	Establishments	Previous Year	Average Weekly Wage	Previous Year
Total	125,800	↑ 1.15%	6,749	↑ 1.35%	\$1,089	↑ 3.91%
Accommodation and Food Services	13,956	↑ 0.24%	655	↑ 3.15%	\$470	↑ 1.95%
Admin. & Support & Waste Mgt. & Rem. Services	3,246	↑ 7.09%	319	↑ 0.31%	\$910	↑ 16.52%
Agriculture, Forestry, Fishing and Hunting	725	↑ 1.83%	111	○ 0.00%	\$879	↑ 3.66%
Arts, Entertainment, and Recreation*	1,125	↑ 2.83%	102	↑ 4.08%	\$462	↑ 2.90%
Construction	7,117	↑ 5.86%	731	↓ -0.41%	\$1,288	↑ 6.10%
Educational Services*	18,317	↑ 1.25%	160	↓ -0.62%	\$1,299	↑ 3.67%
Finance and Insurance	2,523	↓ -1.48%	377	↑ 0.53%	\$1,304	↑ 3.33%
Health Care and Social Services	18,584	↑ 7.19%	646	↑ 1.41%	\$1,097	↑ 5.79%
Information*	1,247	↓ -3.56%	117	↑ 0.86%	\$1,099	↓ -1.79%
Management of Companies and Enterprises*	589	↓ -2.81%	40	↑ 8.11%	\$2,460	↑ 7.94%
Manufacturing	17,469	↓ -2.16%	354	↑ 0.85%	\$1,263	↑ 4.21%
Mining*	472	↑ 7.52%	32	↑ 10.34%	\$1,279	↑ 2.48%
Other Services (Except Public Administration)	3,344	↑ 2.51%	504	↑ 2.86%	\$775	↑ 4.17%
Professional, Scientific, and Technical Services	6,120	↑ 7.24%	740	↑ 6.94%	\$1,481	↑ 4.66%
Public Administration	9,782	↓ -3.24%	134	↓ -2.90%	\$1,434	↑ 0.70%
Real Estate and Rental and Leasing*	1,343	↓ -3.17%	287	↑ 3.61%	\$967	↑ 4.65%
Retail Trade	12,287	↓ -1.04%	880	↓ -2.22%	\$620	↑ 2.14%
Transportation & Warehousing	3,173	↑ 0.25%	245	↑ 0.82%	\$1,125	↑ 3.50%
Utilities*	610	↑ 0.49%	43	○ 0.00%	\$2,021	↓ -1.17%
Wholesale Trade	2,899	↑ 0.07%	272	↓ -0.73%	\$1,376	↑ 9.03%

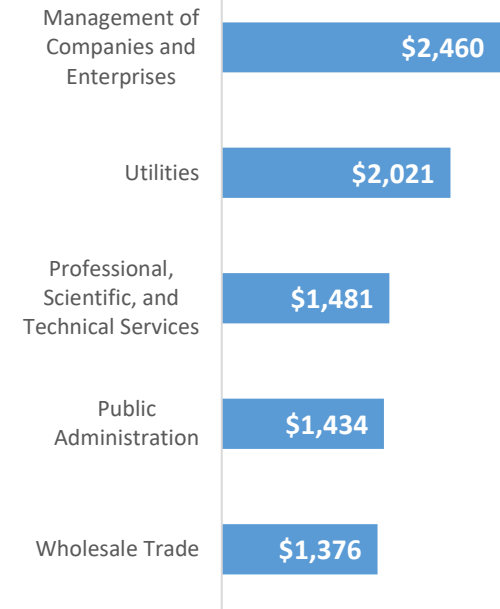
* These industries exclude county data (jobs and wages) that are not available due to non-disclosure requirements.

D = This item is not available due to non-disclosure requirements.

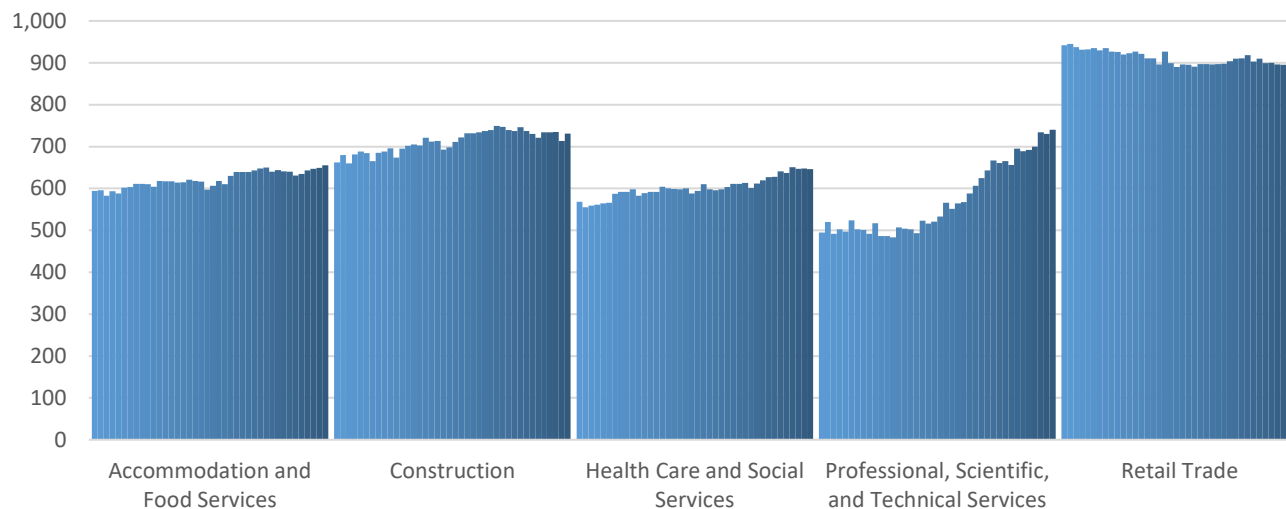
Top 5 Largest Industries by Jobs (past 10 years)



Top 5 Paying Industries by Average Weekly Wage



Top 5 Largest Industries by Establishments (past 10 years)



Source:

*Quarterly Census of Employment and Wages,
Indiana Dept. of Workforce Development*

For more information, contact:

Cassie Janes

Regional Workforce Analyst

cjanes@dwd.in.gov

