

INDUSTRY SECTOR SNAPSHOT

Economic Growth Region 8

Quarter 4 2022

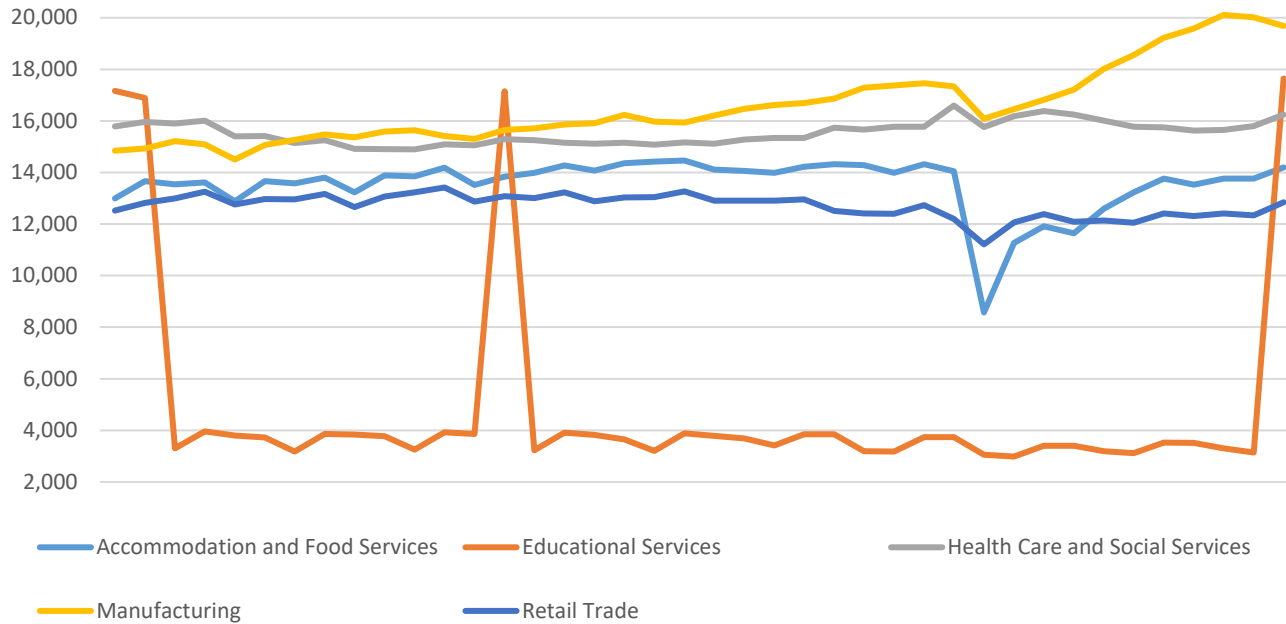
Brown, Daviess, Greene, Lawrence, Martin, Monroe, Orange, and Owen Counties

Industry	Jobs	Previous Year	Establishments	Previous Year	Average Weekly Wage	Previous Year
Total	124,142	↑ 2.23%	6,613	↑ 2.40%	\$988	↓ -2.27%
Accommodation and Food Services	14,198	↑ 3.18%	650	↑ 1.72%	\$434	↑ 2.60%
Admin. & Support & Waste Mgt. & Rem. Services*	3,197	↓ -1.42%	299	↑ 2.75%	\$777	↑ 6.58%
Agriculture, Forestry, Fishing and Hunting*	536	↑ 1.13%	100	↓ -4.76%	\$940	↑ 0.86%
Arts, Entertainment, and Recreation*	1,064	↑ 12.00%	98	↑ 4.26%	\$492	↑ 4.90%
Construction	6,860	↑ 3.58%	738	↑ 0.14%	\$1,257	↑ 6.08%
Educational Services*	17,646	↑ 400.03%	161	↑ 7.33%	\$946	↑ 19.75%
Finance and Insurance	2,507	↓ -3.43%	373	↓ -0.80%	\$1,210	↓ -1.87%
Health Care and Social Services	16,245	↑ 3.12%	600	↓ -0.50%	\$1,005	↓ -11.30%
Information*	1,234	↓ -6.02%	115	↑ 15.00%	\$1,075	↓ -0.28%
Management of Companies and Enterprises*	518	↑ 4.65%	42	↑ 10.53%	\$2,533	↓ -2.43%
Manufacturing	19,684	↑ 2.38%	363	↓ -1.36%	\$1,180	↓ -4.92%
Mining*	456	↓ -13.96%	26	↓ -10.34%	\$1,318	↑ 9.02%
Other Services (Except Public Administration)	3,036	↑ 2.57%	471	↓ -2.48%	\$749	↑ 4.90%
Professional, Scientific, and Technical Services	5,500	↑ 8.35%	664	↑ 12.93%	\$1,413	↓ -1.12%
Public Administration	9,405	↓ -1.11%	185	↑ 1.09%	\$1,403	↑ 0.57%
Real Estate and Rental and Leasing*	1,399	↓ -0.50%	271	↑ 2.65%	\$962	↑ 2.34%
Retail Trade	12,845	↑ 3.46%	910	↑ 1.56%	\$597	↓ -2.13%
Transportation & Warehousing*	3,189	↓ -1.05%	252	↑ 3.28%	\$1,095	↓ -0.36%
Utilities*	593	↑ 20.77%	43	↑ 7.50%	\$1,790	↓ -5.99%
Wholesale Trade	2,734	↑ 4.27%	247	↑ 7.39%	\$1,317	↓ -3.09%

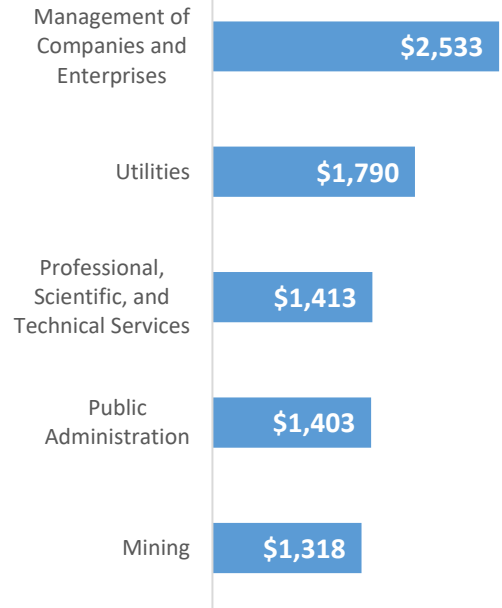
* These industries exclude county data (jobs and wages) that are not available due to non-disclosure requirements.

D = This item is not available due to non-disclosure requirements.

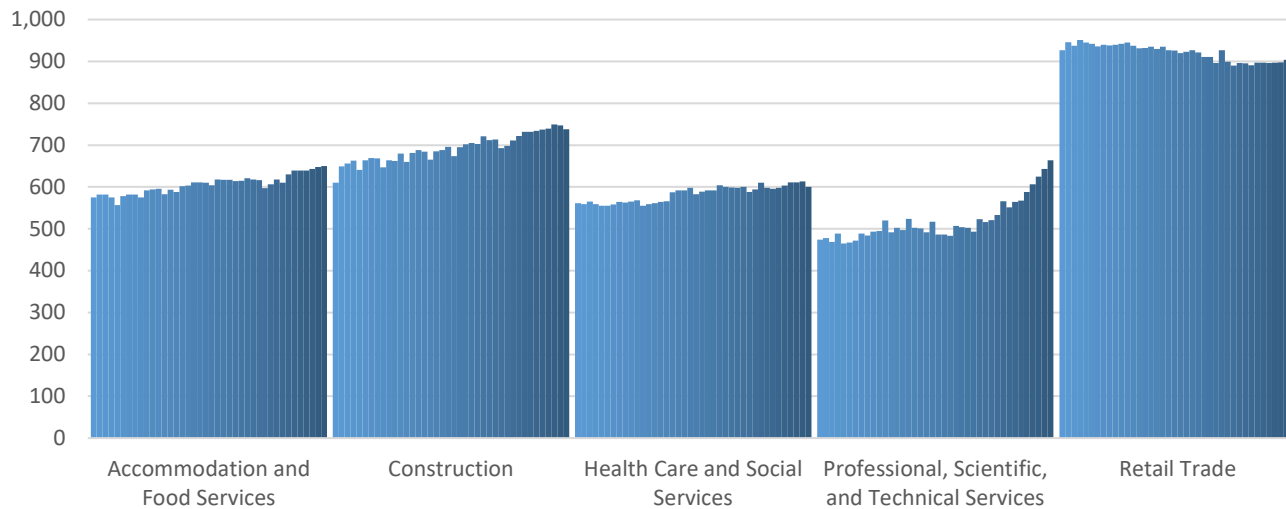
Top 5 Largest Industries by Jobs (past 10 years)



Top 5 Paying Industries by Average Weekly Wage



Top 5 Largest Industries by Establishments (past 10 years)



Source:

*Quarterly Census of Employment and Wages,
Indiana Dept. of Workforce Development*

For more information, contact:

Cassie Janes

Regional Workforce Analyst

cjanes@dwd.in.gov

