

INDUSTRY SECTOR SNAPSHOT

Economic Growth Region 8

Quarter 2 2022

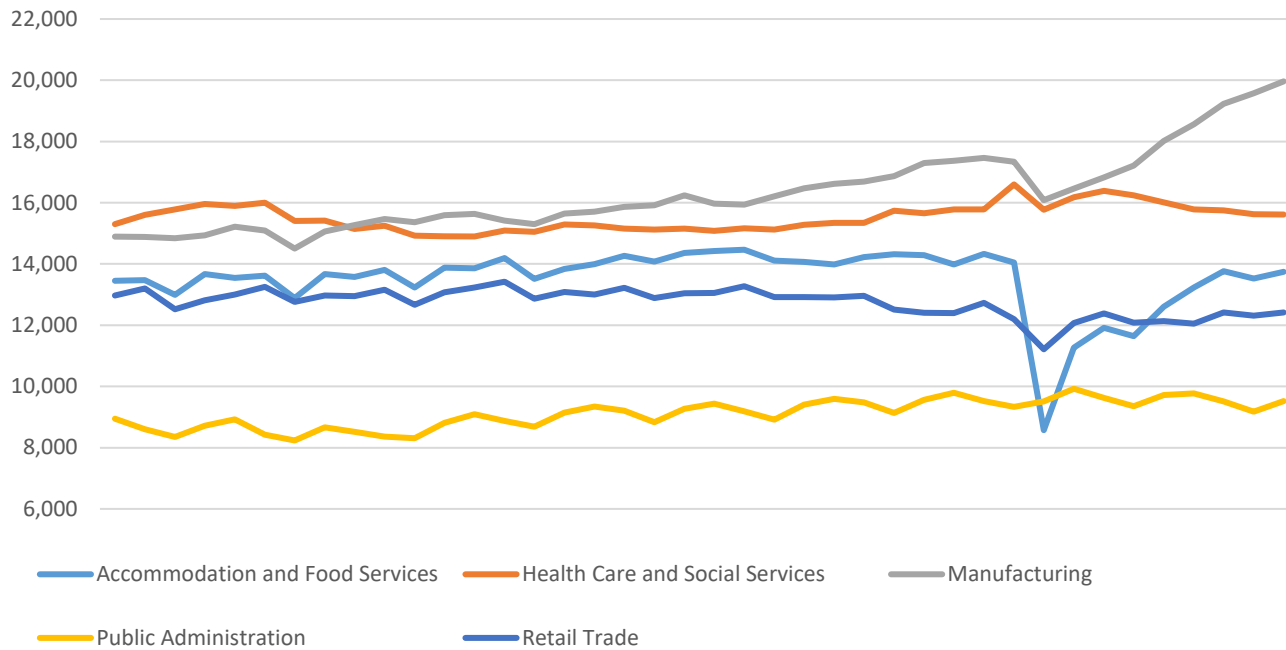
Brown, Daviess, Greene, Lawrence, Martin, Monroe, Orange, and Owen Counties

Industry	Jobs	Previous Year	Establishments	Previous Year	Average Weekly Wage	Previous Year
Total	122,337	↑ 3.16%	6,526	↑ 2.13%	\$1,001	↑ 6.94%
Accommodation and Food Services	13,748	↑ 9.11%	641	↑ 1.75%	\$413	↑ 6.44%
Admin. & Support & Waste Mgt. & Rem. Services*	3,213	↓ -3.11%	297	↑ 1.02%	\$722	↑ 0.28%
Agriculture, Forestry, Fishing and Hunting	601	↑ 20.93%	99	○ 0.00%	\$827	↑ 5.22%
Arts, Entertainment, and Recreation*	1,107	↑ 18.65%	92	↓ -4.17%	\$407	↑ 0.49%
Construction	6,846	↑ 6.97%	749	↑ 2.32%	\$1,063	↑ 7.27%
Educational Services*	3,303	↑ 3.38%	156	↑ 4.70%	\$760	↑ 5.41%
Finance and Insurance	2,482	↓ -2.44%	365	↑ 0.27%	\$1,171	↑ 3.90%
Health Care and Social Services	15,618	↓ -2.44%	610	↑ 2.35%	\$1,067	↑ 10.80%
Information*	1,293	↓ -1.97%	107	↑ 10.31%	\$1,052	↑ 9.36%
Management of Companies and Enterprises*	502	↑ 7.04%	42	↑ 16.67%	\$3,327	↑ 34.10%
Manufacturing	19,963	↑ 10.81%	362	↓ -0.82%	\$1,156	↑ 2.30%
Mining*	730	↑ 52.40%	29	○ 0.00%	\$1,302	↑ 12.44%
Other Services (Except Public Administration)	3,078	↑ 5.92%	488	↑ 1.67%	\$677	↓ -2.45%
Professional, Scientific, and Technical Services	5,257	↓ -0.06%	618	↑ 9.57%	\$1,358	↑ 6.93%
Public Administration	9,516	↓ -2.08%	185	↓ -2.63%	\$1,386	↑ 31.13%
Real Estate and Rental and Leasing*	1,370	↓ -4.93%	258	↑ 1.57%	\$848	↑ 4.95%
Retail Trade	12,415	↑ 2.32%	897	○ 0.00%	\$571	↓ -0.52%
Transportation & Warehousing*	3,093	↓ -4.57%	248	↓ -2.36%	\$1,016	↑ 8.32%
Utilities*	610	↑ 26.29%	45	↑ 12.50%	\$1,490	↓ -14.76%
Wholesale Trade	2,682	↑ 5.30%	235	↑ 4.91%	\$1,203	↑ 6.27%

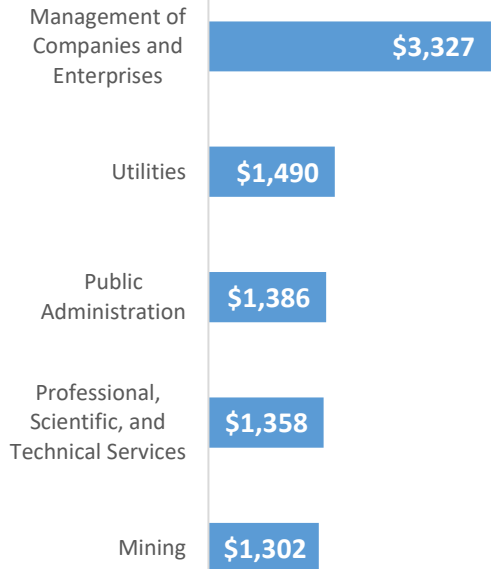
* These industries exclude county data (jobs and wages) that are not available due to non-disclosure requirements.

D = This item is not available due to non-disclosure requirements.

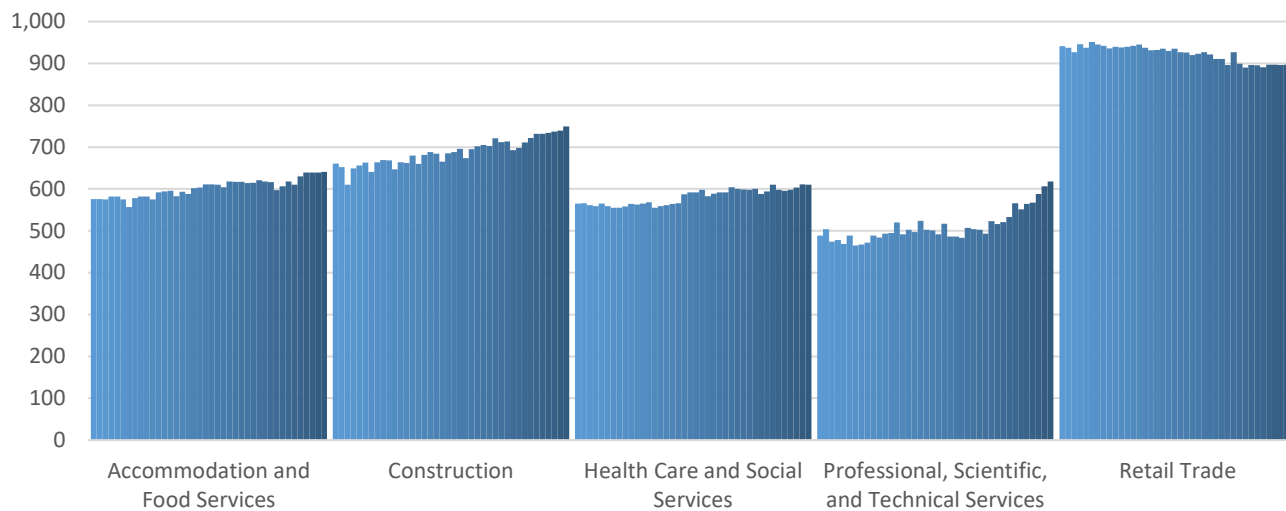
Top 5 Largest Industries by Jobs (past 10 years)



Top 5 Paying Industries by Average Weekly Wage



Top 5 Largest Industries by Establishments (past 10 years)



Source:

*Quarterly Census of Employment and Wages,
Indiana Dept. of Workforce Development*

For more information, contact:

Cassie Janes

Regional Workforce Analyst

765.507.9710

cjanes@dwd.in.gov

