

## INDUSTRY SECTOR SNAPSHOT

### Economic Growth Region 8

Quarter 1 2022

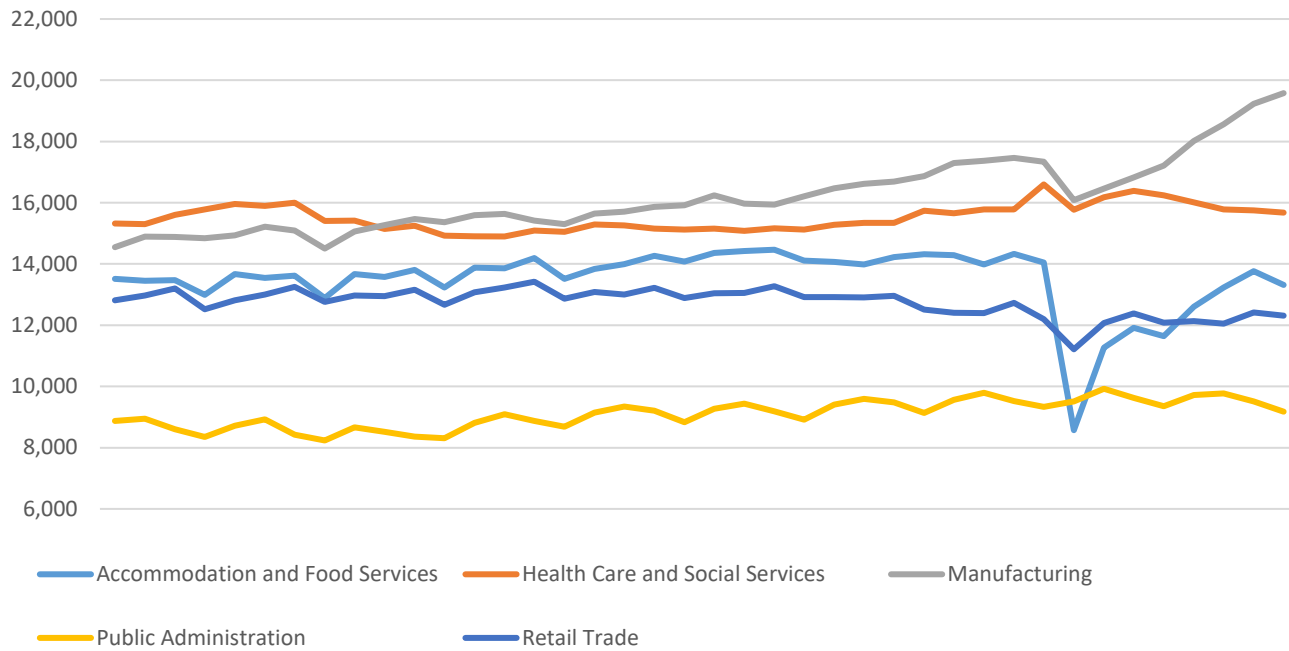
Brown, Daviess, Greene, Lawrence, Martin, Monroe, Orange, and Owen Counties

Industry	Jobs	Previous Year	Establishments	Previous Year	Average Weekly Wage	Previous Year
<b>Total</b>	<b>120,177</b>	<b>↑ 3.94%</b>	<b>6,457</b>	<b>↑ 3.05%</b>	<b>\$1,017</b>	<b>↑ 6.94%</b>
Accommodation and Food Services	13,317	↑ 14.39%	637	↑ 4.43%	\$382	↑ 7.91%
Admin. & Support & Waste Mgt. & Rem. Services*	2,973	↓ -4.77%	287	↑ 4.74%	\$664	↑ 11.60%
Agriculture, Forestry, Fishing and Hunting*	488	↑ 1.24%	97	○ 0.00%	\$840	↑ 6.60%
Arts, Entertainment, and Recreation*	911	↑ 14.74%	90	○ 0.00%	\$426	↑ 12.70%
Construction	6,472	↑ 7.83%	738	↑ 0.82%	\$971	↑ 8.37%
Educational Services*	3,514	↑ 3.51%	147	↑ 1.38%	\$649	↑ 0.46%
Finance and Insurance	2,532	↓ -0.71%	375	↑ 7.14%	\$1,323	↑ 12.60%
Health Care and Social Services	15,677	↓ -3.50%	613	↑ 2.51%	\$1,048	↑ 21.58%
Information*	1,263	↓ -3.44%	104	↑ 7.22%	\$984	↑ 6.72%
Management of Companies and Enterprises*	481	↑ 5.71%	40	↑ 14.29%	\$3,693	↑ 4.50%
Manufacturing	19,579	↑ 13.73%	364	↑ 1.11%	\$1,168	↑ 4.01%
Mining*	523	↑ 14.19%	28	○ 0.00%	\$1,059	↑ 8.28%
Other Services (Except Public Administration)	2,954	↑ 7.18%	481	↑ 4.11%	\$644	↑ 5.06%
Professional, Scientific, and Technical Services	5,256	↓ -0.49%	603	↑ 9.44%	\$1,251	↑ 5.39%
Public Administration	9,175	↓ -1.88%	186	↓ -1.59%	\$1,363	↑ 4.36%
Real Estate and Rental and Leasing	1,356	↓ -2.59%	253	↑ 0.40%	\$810	↑ 6.30%
Retail Trade	12,314	↑ 1.89%	895	↑ 0.45%	\$584	↑ 11.24%
Transportation & Warehousing	3,030	↓ -2.23%	245	↑ 1.66%	\$933	↑ 9.76%
Utilities*	584	↑ 20.91%	42	↑ 5.00%	\$1,897	↑ 10.16%
Wholesale Trade	2,700	↑ 6.59%	231	↑ 3.13%	\$1,221	↑ 11.41%

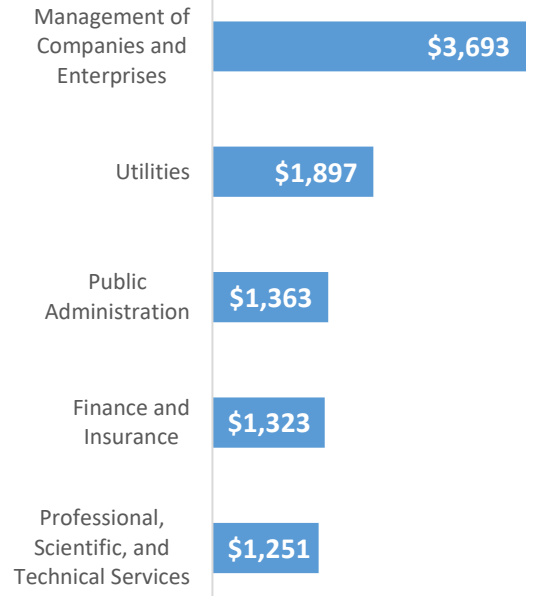
\* These industries exclude county data (jobs and wages) that are not available due to non-disclosure requirements.

D = This item is not available due to non-disclosure requirements.

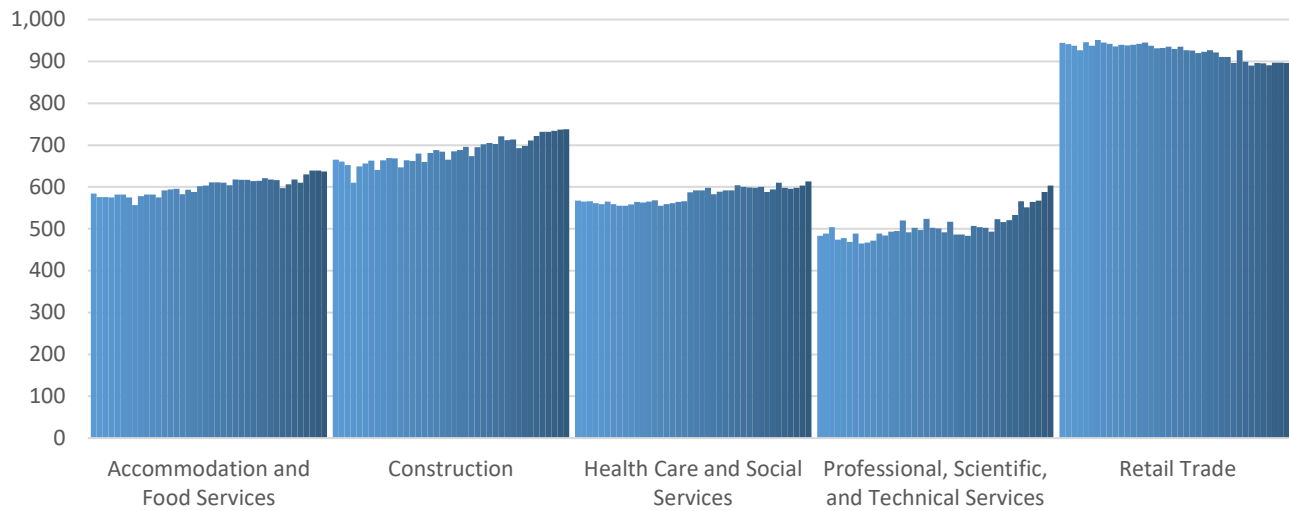
### Top 5 Largest Industries by Jobs (past 10 years)



### Top 5 Paying Industries by Average Weekly Wage



### Top 5 Largest Industries by Establishments (past 10 years)



Source:

*Quarterly Census of Employment and Wages, Indiana Dept. of Workforce Development*

For more information, contact:

**Cassie Janes**

Regional Workforce Analyst

765.507.9710

[cjanes@dwd.in.gov](mailto:cjanes@dwd.in.gov)

