



HOOSIERS BY THE NUMBERS

Your premier source for labor market information for Indiana.



INDUSTRY SECTOR SNAPSHOT

Quarter 3 2021

Economic Growth Region 8

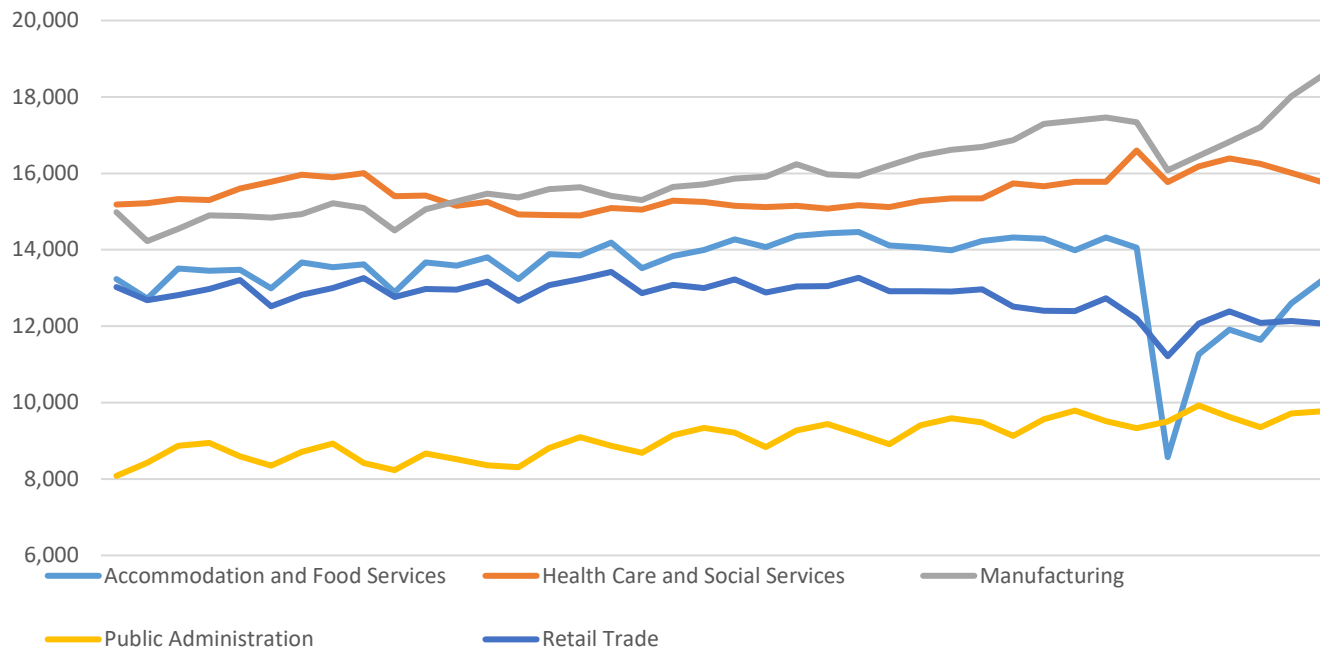
Brown, Daviess, Greene, Lawrence, Martin, Monroe, Orange, and Owen Counties

Industry	Jobs	Previous Year	Establishments	Previous Year	Average Weekly Wage	Previous Year
Total	118,807	↑ 3.45%	6,400	↑ 2.93%	\$945	↑ 5.82%
Accommodation and Food Services	13,197	↑ 17.12%	635	↑ 4.79%	\$416	↑ 11.83%
Admin. & Support & Waste Mgt. & Rem. Services	3,299	↑ 7.60%	296	↑ 10.86%	\$709	↑ 12.72%
Agriculture, Forestry, Fishing and Hunting*	487	↓ -5.07%	104	↑ 16.85%	\$809	↑ 6.73%
Arts, Entertainment, and Recreation*	955	↑ 24.03%	93	↑ 12.05%	\$404	↑ 2.02%
Construction	6,655	↑ 1.96%	733	↑ 3.09%	\$1,044	↑ 5.24%
Educational Services*	3,074	↑ 3.05%	151	↑ 6.34%	\$725	↓ -3.20%
Finance and Insurance	2,551	↓ -3.08%	362	↑ 4.32%	\$1,125	↑ 11.39%
Health Care and Social Services	15,773	↓ -2.53%	598	↑ 0.67%	\$924	↑ 6.45%
Information	1,295	↓ -5.20%	99	↓ -2.94%	\$926	↑ 2.66%
Management of Companies and Enterprises*	488	↑ 8.93%	37	↑ 2.78%	\$2,484	↑ 9.52%
Manufacturing	18,556	↑ 12.73%	370	↑ 2.49%	\$1,115	↑ 13.08%
Mining*	508	↓ -3.42%	29	↓ -3.33%	\$1,140	↑ 2.06%
Other Services (Except Public Administration)	2,933	↑ 4.53%	473	↑ 1.72%	\$637	↑ 1.92%
Professional, Scientific, and Technical Services	5,147	↑ 0.80%	566	↑ 6.19%	\$1,279	↑ 5.27%
Public Administration	9,772	↓ -1.53%	189	↓ -5.03%	\$1,249	↑ 4.26%
Real Estate and Rental and Leasing	1,458	↑ 0.83%	254	○ 0.00%	\$841	↑ 6.86%
Retail Trade	12,067	↓ -0.01%	898	↑ 0.22%	\$586	↑ 10.98%
Transportation & Warehousing	3,181	↑ 1.43%	248	↑ 2.90%	\$968	↑ 9.01%
Utilities*	482	↑ 0.42%	40	↑ 2.56%	\$1,725	↑ 8.42%
Wholesale Trade	2,560	↑ 1.99%	225	↑ 0.90%	\$1,169	↑ 4.75%

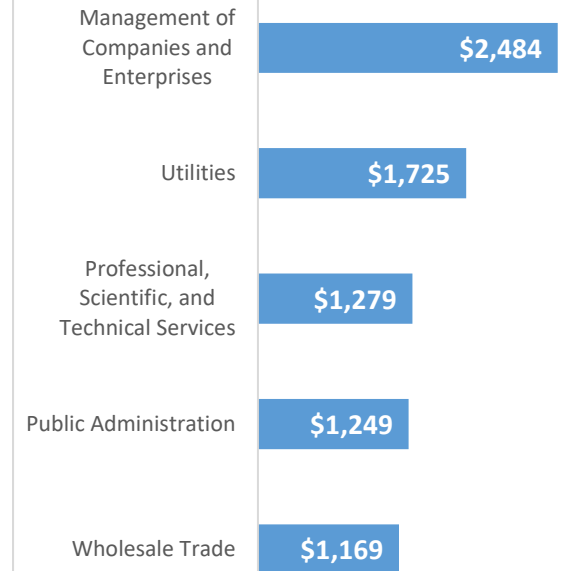
* These industries exclude county data (jobs and wages) that are not available due to non-disclosure requirements.

D = This item is not available due to non-disclosure requirements.

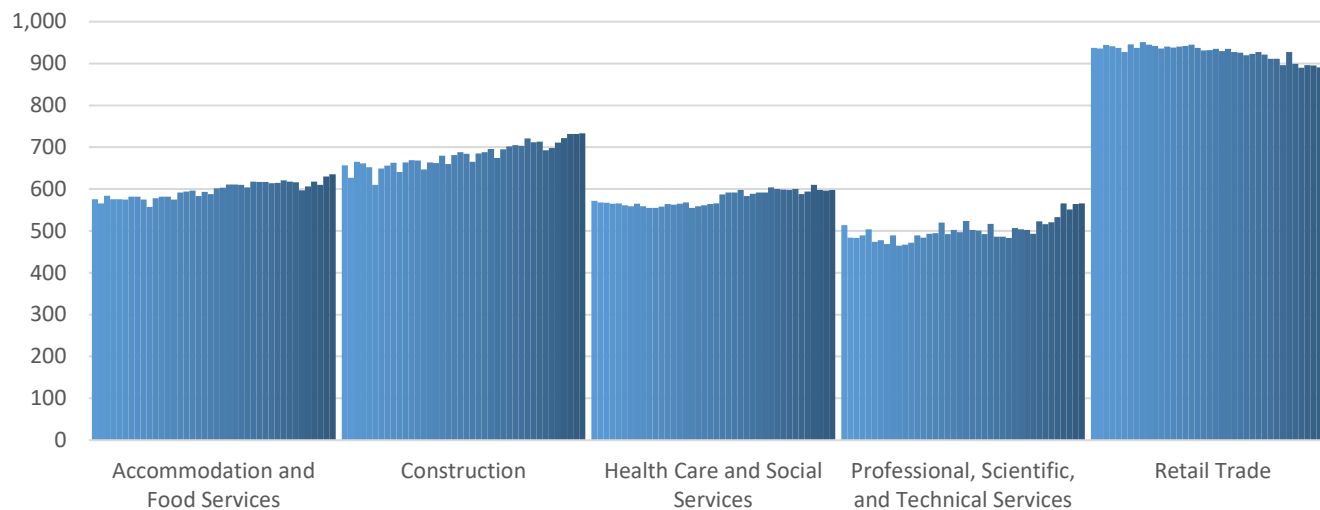
Top 5 Largest Industries by Jobs (past 10 years)



Top 5 Paying Industries by Average Weekly Wage



Top 5 Largest Industries by Establishments (past 10 years)



Source:

*Quarterly Census of Employment and Wages,
Indiana Dept. of Workforce Development*

For more information, contact:

Cassie Janes

Regional Workforce Analyst

765.507.9710

cjanes@dwd.in.gov

