



HOOSIERS BY THE NUMBERS

Your premier source for labor market information for Indiana.



INDUSTRY SECTOR SNAPSHOT

Quarter 2 2021

Economic Growth Region 8

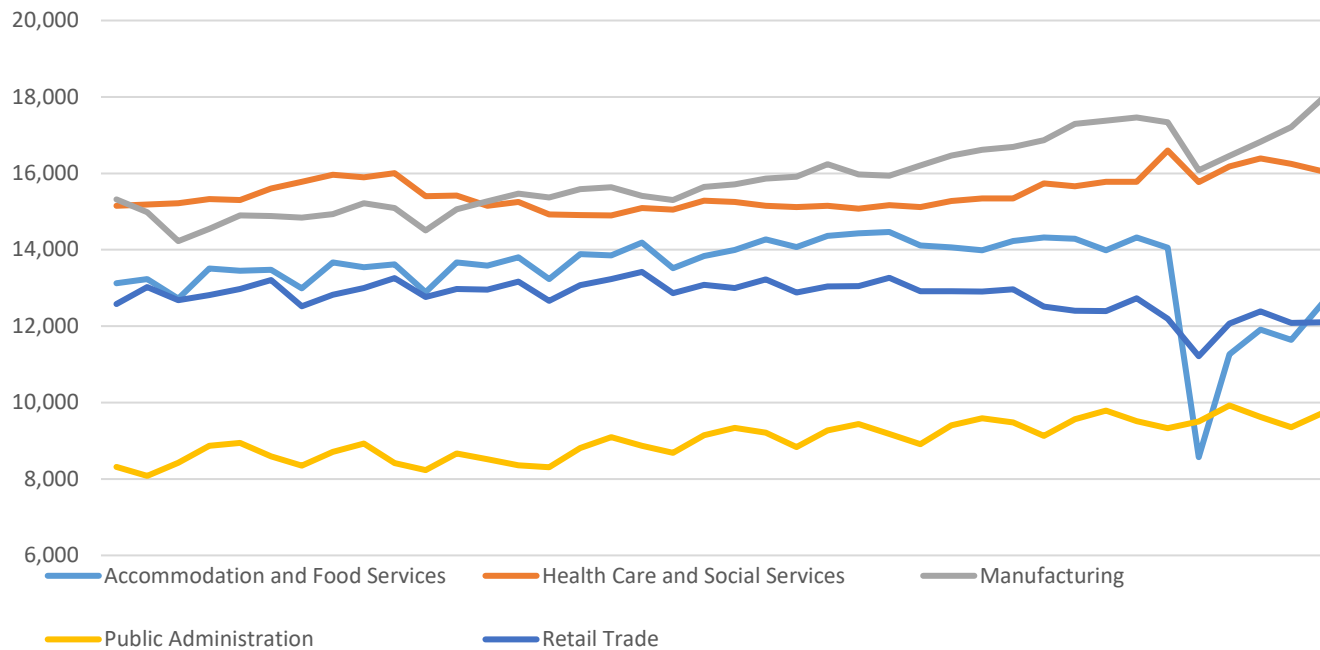
Brown, Daviess, Greene, Lawrence, Martin, Monroe, Orange, and Owen Counties

Industry	Jobs	Previous Year	Establishments	Previous Year	Average Weekly Wage	Previous Year
Total	118,463	↑ 8.28%	6,384	↑ 3.42%	\$958	↑ 2.35%
Accommodation and Food Services	12,592	↑ 46.91%	631	↑ 5.70%	\$388	↑ 10.86%
Admin. & Support & Waste Mgt. & Rem. Services	3,312	↑ 17.82%	293	↑ 10.57%	\$724	↑ 17.34%
Agriculture, Forestry, Fishing and Hunting*	497	○ 0.00%	99	↑ 8.79%	\$786	↓ -1.75%
Arts, Entertainment, and Recreation*	896	↑ 58.87%	95	↑ 9.20%	\$407	↓ -10.94%
Construction	6,390	↑ 3.28%	730	↑ 4.58%	\$992	↑ 4.53%
Educational Services*	3,195	↑ 4.51%	150	↑ 3.45%	\$721	↑ 4.80%
Finance and Insurance	2,542	↓ -0.16%	364	↑ 1.96%	\$1,128	↑ 3.11%
Health Care and Social Services	16,058	↑ 1.84%	598	↑ 1.70%	\$962	↑ 3.22%
Information	1,312	↓ -4.79%	97	↓ -3.00%	\$967	↑ 4.99%
Management of Companies and Enterprises*	467	↑ 11.72%	36	↓ -2.70%	\$2,463	↑ 13.92%
Manufacturing	17,952	↑ 11.63%	364	↑ 2.25%	\$1,134	↑ 14.89%
Mining*	479	↓ -8.76%	29	○ 0.00%	\$1,158	↑ 0.96%
Other Services (Except Public Administration)	2,894	↑ 22.26%	476	↑ 3.93%	\$695	↑ 0.14%
Professional, Scientific, and Technical Services	5,255	↑ 5.23%	561	↑ 7.68%	\$1,263	↑ 3.36%
Public Administration	9,719	↑ 2.21%	191	↓ -2.55%	\$1,327	↑ 1.84%
Real Estate and Rental and Leasing	1,443	↑ 4.19%	256	↑ 3.64%	\$807	↑ 4.94%
Retail Trade	12,104	↑ 7.95%	896	↑ 0.67%	\$571	↑ 3.63%
Transportation & Warehousing	3,241	↑ 5.60%	253	↑ 2.85%	\$937	↑ 3.77%
Utilities*	483	↑ 1.47%	40	↑ 2.56%	\$1,748	↑ 0.92%
Wholesale Trade	2,548	↑ 2.66%	225	↓ -0.44%	\$1,133	↓ -8.33%

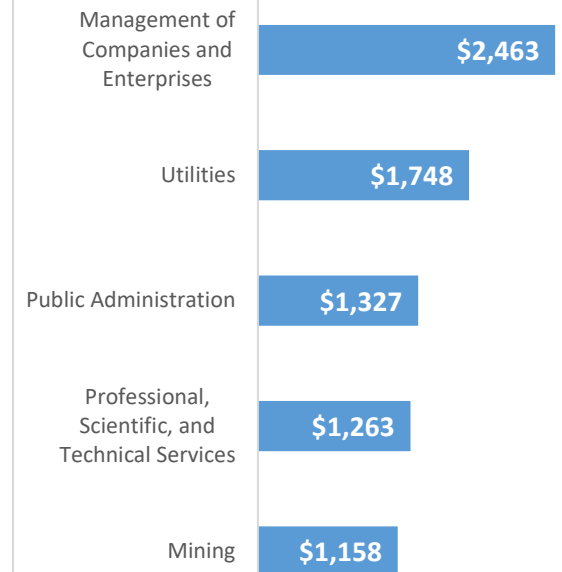
* These industries exclude county data (jobs and wages) that are not available due to non-disclosure requirements.

D = This item is not available due to non-disclosure requirements.

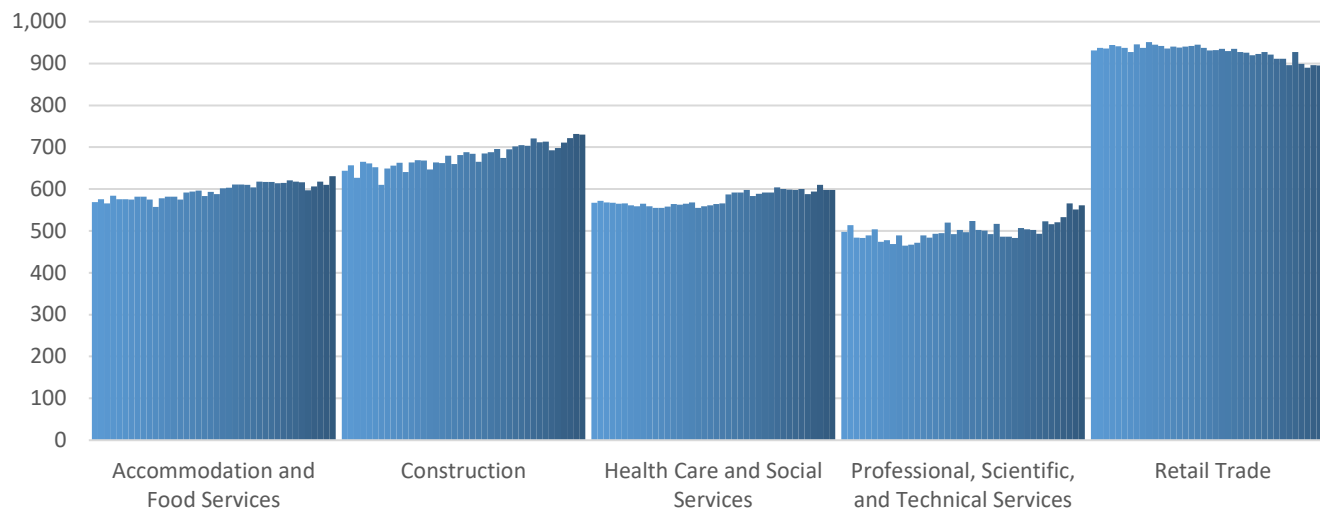
Top 5 Largest Industries by Jobs (past 10 years)



Top 5 Paying Industries by Average Weekly Wage



Top 5 Largest Industries by Establishments (past 10 years)



Source:

*Quarterly Census of Employment and Wages,
Indiana Dept. of Workforce Development*

For more information, contact:

Cassie Janes

Regional Workforce Analyst

765.507.9710

cjanes@dwd.in.gov



INDIANA
DEPARTMENT OF
WORKFORCE
DEVELOPMENT