



HOOSIERS BY THE NUMBERS

Your premier source for labor market information for Indiana.



INDUSTRY SECTOR SNAPSHOT

Economic Growth Region 7

Quarter 2 2022

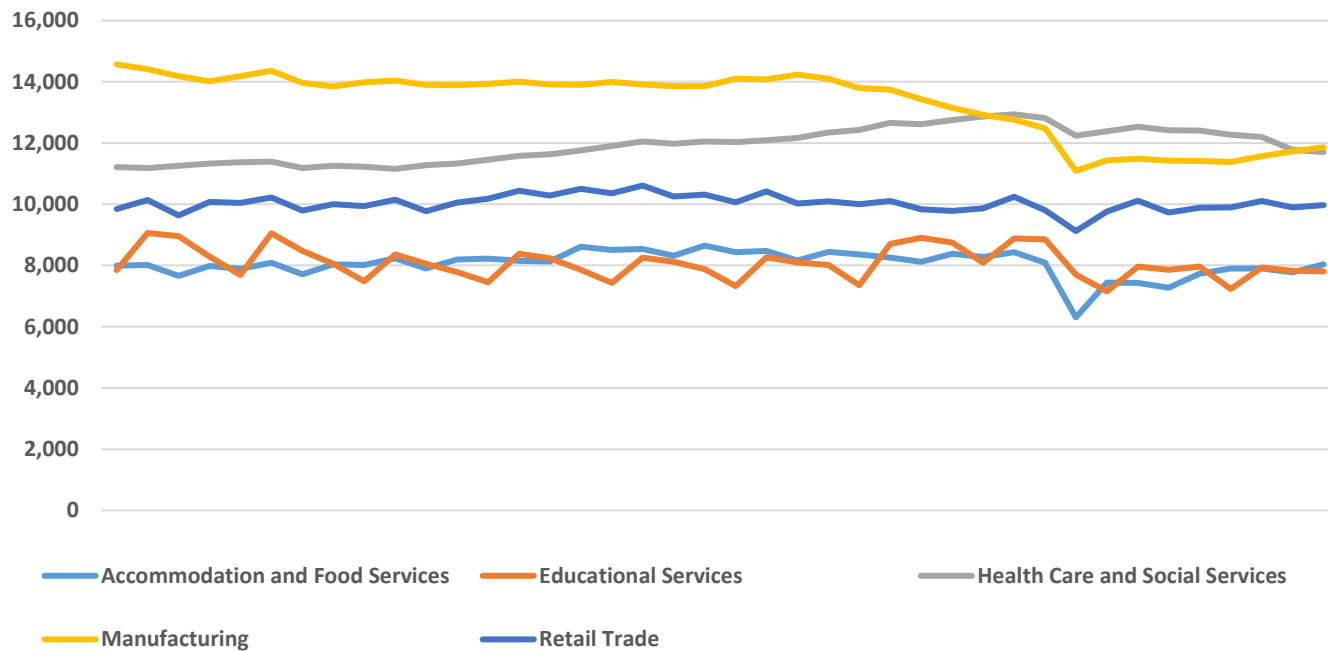
Clay, Parke, Putnam, Sullivan, Vermillion and Vigo Counties

Industry	Jobs	Previous Year	Establishments	Previous Year	Average Weekly Wage	Previous Year
Total	78,956	↑ 0.92%	4,443	↑ 1.67%	\$893	↑ 6.44%
Accommodation and Food Services	8,034	↑ 3.87%	438	↑ 0.23%	\$352	↑ 4.45%
Admin. & Support & Waste Mgt. & Rem. Services	2,462	↓ -2.73%	207	↑ 8.38%	\$627	↑ 1.13%
Agriculture, Forestry, Fishing and Hunting	381	↑ 2.70%	88	↓ -1.12%	\$705	↓ -1.95%
Arts, Entertainment, and Recreation*	659	↑ 12.65%	69	↓ -1.43%	\$364	↑ 12.35%
Construction	3,889	↑ 2.67%	400	↓ -0.74%	\$1,175	↑ 7.11%
Educational Services*	7,809	↓ -1.98%	94	↓ -2.08%	\$939	↑ 3.76%
Finance and Insurance	1,828	↓ -2.61%	268	↑ 0.75%	\$1,141	↑ 3.82%
Health Care and Social Services	11,701	↓ -5.64%	484	↑ 2.98%	\$1,022	↑ 13.56%
Information	866	↑ 16.24%	53	↑ 8.16%	\$951	↑ 1.60%
Management of Companies and Enterprises*	306	↑ 1.66%	27	↑ 8.00%	\$1,515	↑ 33.48%
Manufacturing	11,860	↑ 3.91%	217	↑ 3.83%	\$1,163	↑ 9.82%
Mining*	116	↑ 4.50%	20	○ 0.00%	\$1,129	↑ 3.77%
Other Services (Except Public Administration)	2,209	↑ 6.61%	369	↑ 4.53%	\$636	↑ 2.58%
Professional, Scientific, and Technical Services	1,549	↓ -0.58%	306	↑ 4.79%	\$996	↑ 6.64%
Public Administration	5,622	↓ -3.12%	182	↑ 0.55%	\$955	↑ 5.18%
Real Estate and Rental and Leasing*	900	↑ 1.12%	136	○ 0.00%	\$1,176	↑ 6.91%
Retail Trade	9,968	↑ 0.82%	661	↓ -1.20%	\$590	↑ 1.20%
Transportation & Warehousing	4,198	↑ 6.39%	224	↓ -0.44%	\$954	↑ 4.38%
Utilities*	538	↓ -7.88%	30	○ 0.00%	\$1,508	↓ -17.82%
Wholesale Trade	1,895	↑ 5.63%	170	↑ 6.92%	\$1,064	↑ 8.35%

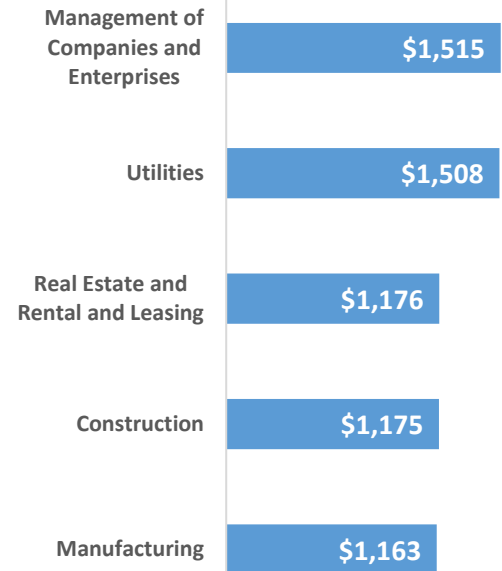
* These industries exclude county data (jobs and wages) that are not available due to non-disclosure requirements.

D = This item is not available due to non-disclosure requirements.

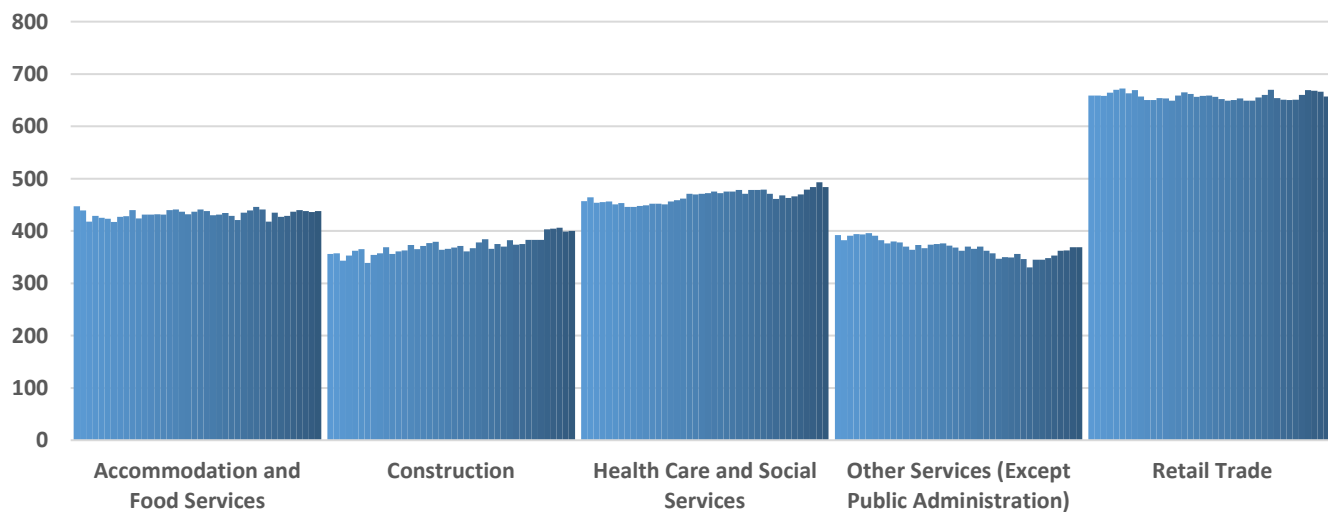
Top 5 Largest Industries by Jobs (past 10 years)



Top 5 Paying Industries by Average Weekly Wage



Top 5 Largest Industries by Establishments (past 10 years)



Source:

Quarterly Census of Employment and Wages,
Indiana Dept. of Workforce Development

For more information, contact:

Kim Stevenson

Workforce Analyst Manager

(812) 250-9349

kstevenson@dwd.in.gov

