



HOOSIERS BY THE NUMBERS

Your premier source for labor market information for Indiana.



INDUSTRY SECTOR SNAPSHOT

Economic Growth Region 7

Quarter 1 2022

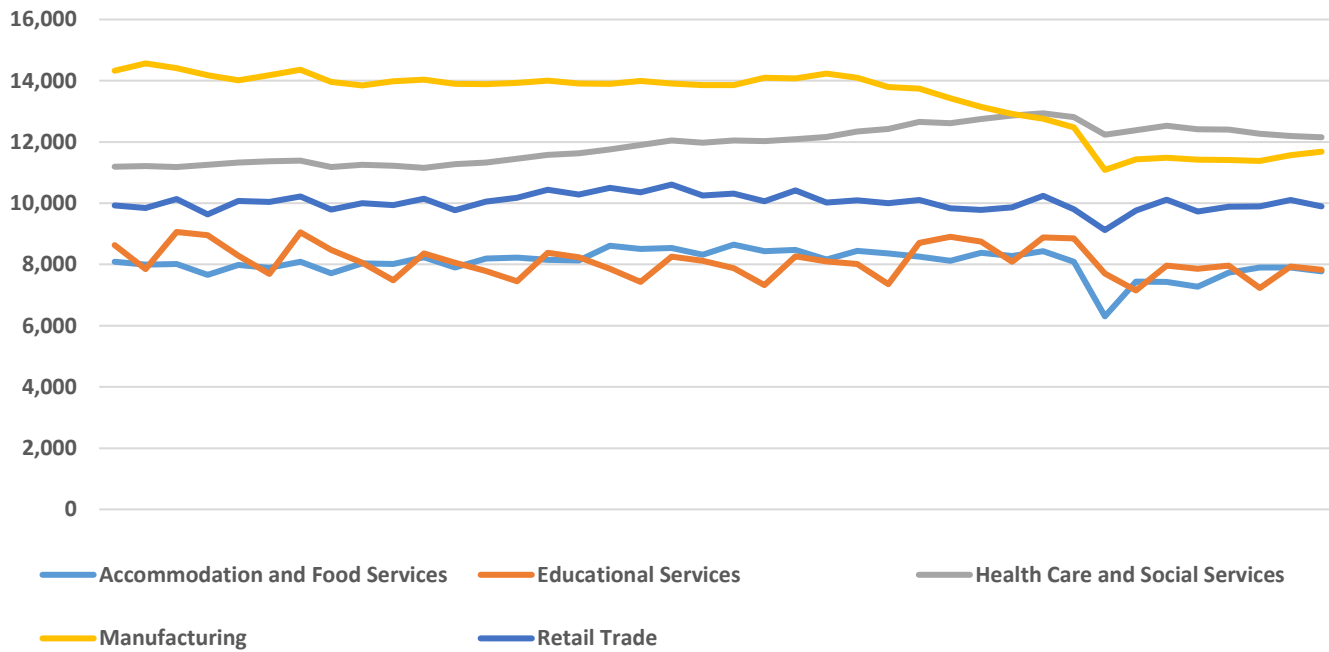
Clay, Parke, Putnam, Sullivan, Vermillion and Vigo Counties

Industry	Jobs	Previous Year	Establishments	Previous Year	Average Weekly Wage	Previous Year
Total	77,780	↑ 1.84%	4,413	↑ 3.01%	\$909	↑ 7.83%
Accommodation and Food Services	7,775	↑ 6.90%	435	↑ 1.40%	\$323	↑ 6.60%
Admin. & Support & Waste Mgt. & Rem. Services	2,342	↑ 0.21%	187	↑ 8.72%	\$622	↑ 5.96%
Agriculture, Forestry, Fishing and Hunting	368	↑ 4.84%	89	○ 0.00%	\$674	↓ -4.13%
Arts, Entertainment, and Recreation*	449	↑ 7.42%	68	↑ 9.68%	\$404	↑ 18.48%
Construction	3,537	↑ 6.70%	400	↑ 4.44%	\$1,173	↑ 3.08%
Educational Services*	7,831	↓ -0.36%	97	↑ 1.04%	\$817	↓ -3.88%
Finance and Insurance	1,850	↓ -2.06%	275	↑ 3.00%	\$1,381	↑ 8.23%
Health Care and Social Services	12,149	↓ -2.17%	489	↑ 4.94%	\$1,040	↑ 12.68%
Information	854	↑ 15.88%	53	↑ 8.16%	\$963	↑ 4.79%
Management of Companies and Enterprises*	299	↓ -2.61%	28	↑ 12.00%	\$1,833	↑ 4.92%
Manufacturing	11,679	↑ 2.21%	211	↑ 3.43%	\$1,177	↑ 14.72%
Mining*	109	↓ -4.39%	20	○ 0.00%	\$1,103	↑ 19.37%
Other Services (Except Public Administration)	2,112	↑ 7.10%	370	↑ 6.32%	\$621	↑ 7.63%
Professional, Scientific, and Technical Services	1,558	↓ -0.70%	299	↑ 3.82%	\$925	↑ 6.44%
Public Administration	5,444	↓ -2.84%	181	↑ 1.12%	\$983	↑ 3.04%
Real Estate and Rental and Leasing*	810	↓ -2.17%	133	↓ -0.75%	\$1,334	↑ 5.87%
Retail Trade	9,892	↑ 1.69%	655	↓ -0.76%	\$605	↑ 10.40%
Transportation & Warehousing	4,174	↑ 2.61%	227	○ 0.00%	\$983	↑ 24.90%
Utilities*	544	↓ -7.01%	30	○ 0.00%	\$2,278	↑ 13.62%
Wholesale Trade	1,819	↑ 6.00%	166	↑ 6.41%	\$1,333	↑ 4.14%

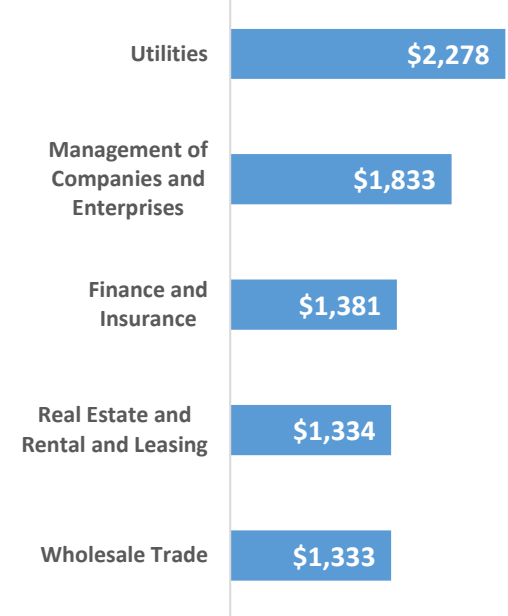
* These industries exclude county data (jobs and wages) that are not available due to non-disclosure requirements.

D = This item is not available due to non-disclosure requirements.

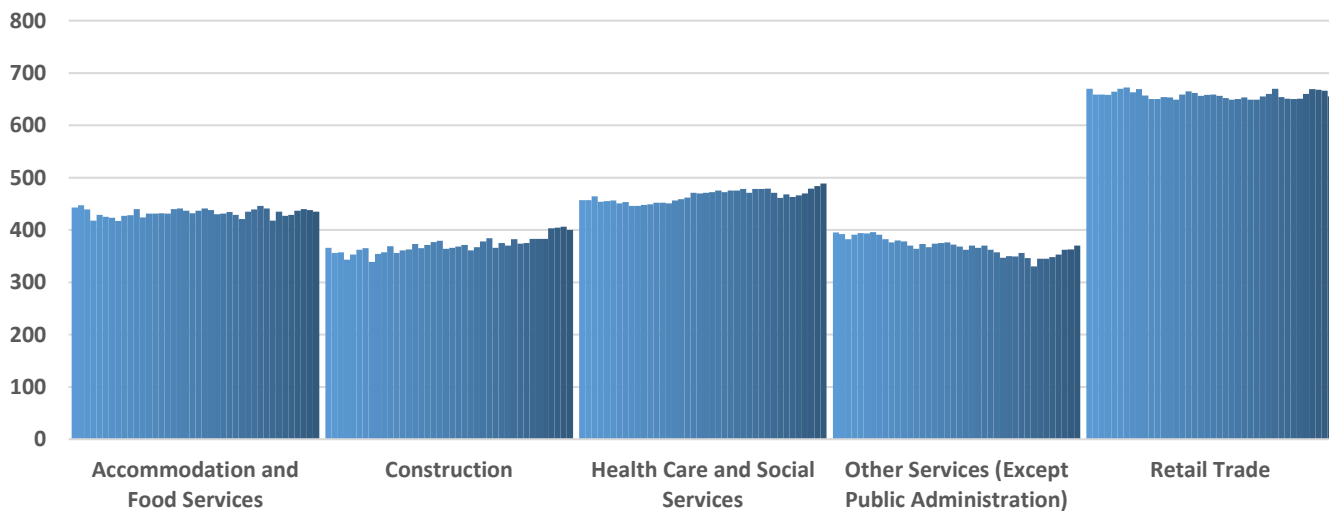
Top 5 Largest Industries by Jobs (past 10 years)



Top 5 Paying Industries by Average Weekly Wage



Top 5 Largest Industries by Establishments (past 10 years)



Source:

Quarterly Census of Employment and Wages, Indiana Dept. of Workforce Development

For more information, contact:

Kim Stevenson

Workforce Analyst Manager

(812) 250-9349

kstevenson@dwd.in.gov



INDIANA DEPARTMENT OF
WORKFORCE
DEVELOPMENT