



# HOOSIERS BY THE NUMBERS

Your premier source for labor market information for Indiana.



## INDUSTRY SECTOR SNAPSHOT

Quarter 2 2021

### Economic Growth Region 7

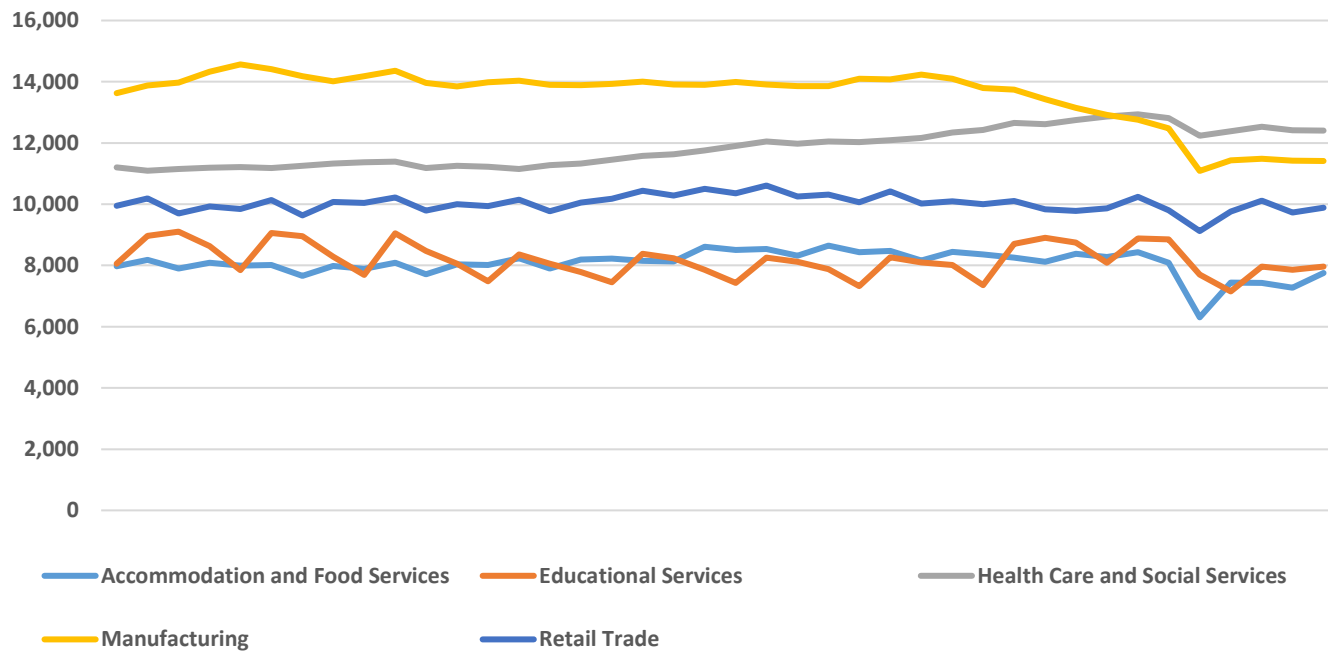
Clay, Parke, Putnam, Sullivan, Vermillion and Vigo Counties

Industry	Jobs	Previous Year	Establishments	Previous Year	Average Weekly Wage	Previous Year
<b>Total</b>	<b>78,243</b>	<b>↑ 5.52%</b>	<b>4,368</b>	<b>↑ 2.56%</b>	<b>\$838</b>	<b>↑ 2.20%</b>
Accommodation and Food Services	7,755	↑ 23.00%	437	↑ 4.55%	\$336	↑ 13.51%
Admin. & Support & Waste Mgt. & Rem. Services	2,521	↑ 12.85%	189	↑ 6.18%	\$621	↑ 4.72%
Agriculture, Forestry, Fishing and Hunting	371	↓ -9.95%	89	↓ -2.20%	\$719	↓ -1.64%
Arts, Entertainment, and Recreation*	586	↑ 22.59%	70	↑ 20.69%	\$323	↑ 4.19%
Construction	3,788	↑ 8.98%	403	↑ 7.47%	\$1,097	↑ 0.73%
Educational Services*	7,967	↑ 3.51%	97	↑ 3.19%	\$905	↑ 0.33%
Finance and Insurance	1,875	↓ -0.95%	266	↓ -2.92%	\$1,100	↓ -4.43%
Health Care and Social Services	12,403	↑ 1.36%	471	↑ 2.17%	\$900	↑ 9.89%
Information	745	↓ -5.34%	49	○ 0.00%	\$936	↑ 7.96%
Management of Companies and Enterprises*	302	↓ -4.73%	25	↓ -7.41%	\$1,131	↓ -2.67%
Manufacturing	11,415	↑ 2.95%	209	○ 0.00%	\$1,052	↑ 4.89%
Mining*	111	↓ -5.13%	20	○ 0.00%	\$1,088	↑ 13.33%
Other Services (Except Public Administration)	2,071	↑ 19.64%	352	↑ 6.67%	\$620	↑ 2.82%
Professional, Scientific, and Technical Services	1,558	↑ 9.64%	292	↑ 6.96%	\$934	↑ 3.55%
Public Administration	5,803	↓ -0.87%	181	↓ -6.22%	\$908	↓ -0.77%
Real Estate and Rental and Leasing*	889	↓ -1.88%	135	↓ -2.17%	\$1,098	↑ 21.46%
Retail Trade	9,888	↑ 8.39%	670	↑ 2.92%	\$582	↑ 4.86%
Transportation & Warehousing	3,946	↑ 0.64%	225	↓ -2.17%	\$914	↑ 1.56%
Utilities*	584	↓ -5.35%	30	↓ -3.23%	\$1,835	↑ 2.97%
Wholesale Trade	1,791	↑ 5.11%	158	↓ -0.63%	\$982	↑ 2.72%

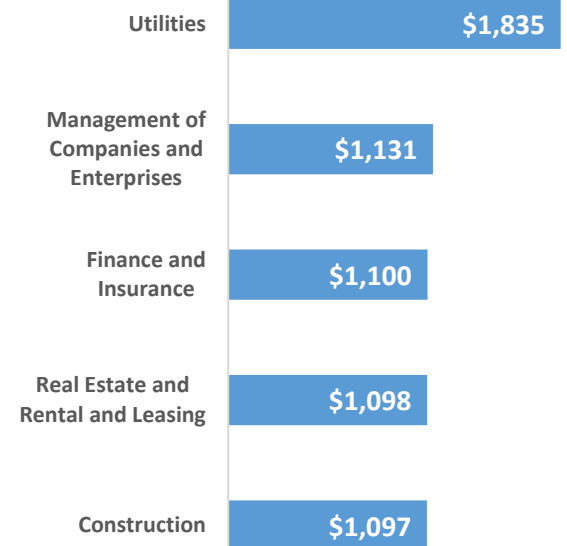
\* These industries exclude county data (jobs and wages) that are not available due to non-disclosure requirements.

D = This item is not available due to non-disclosure requirements.

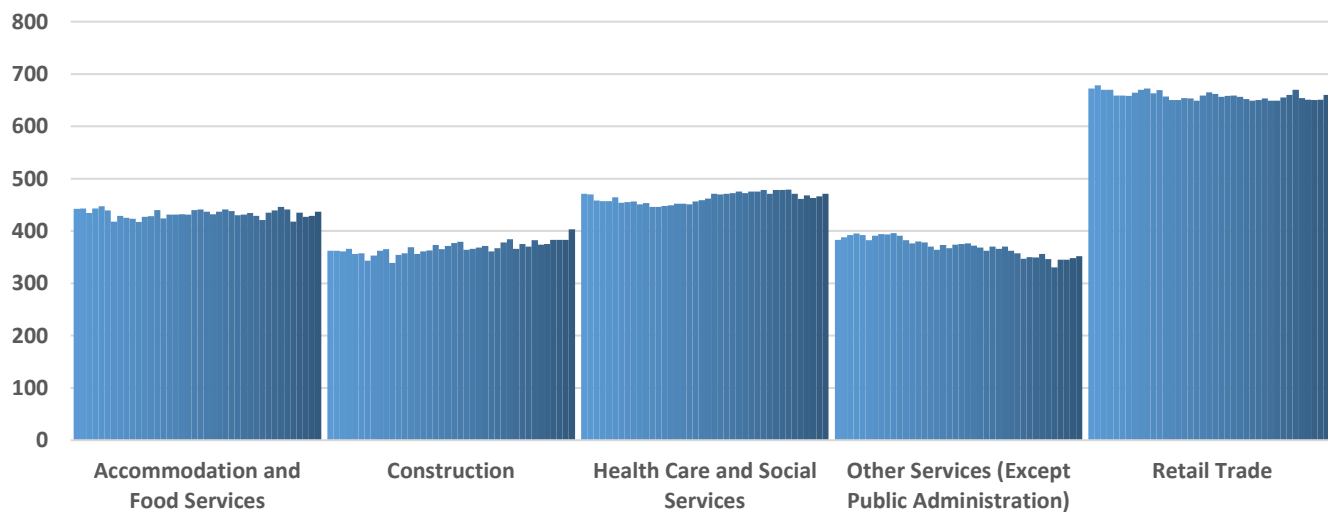
### Top 5 Largest Industries by Jobs (past 10 years)



### Top 5 Paying Industries by Average Weekly Wage



### Top 5 Largest Industries by Establishments (past 10 years)



Source:

*Quarterly Census of Employment and Wages,  
Indiana Dept. of Workforce Development*

For more information, contact:

**Kim Stevenson**

Regional Workforce Analyst

(812) 242-6427

[kstevenson@dwd.in.gov](mailto:kstevenson@dwd.in.gov)



INDIANA  
DEPARTMENT OF  
**WORKFORCE**  
DEVELOPMENT