



# HOOSIERS BY THE NUMBERS

Your premier source for labor market information for Indiana.



## INDUSTRY SECTOR SNAPSHOT

### Economic Growth Region 6

Quarter 4 2024

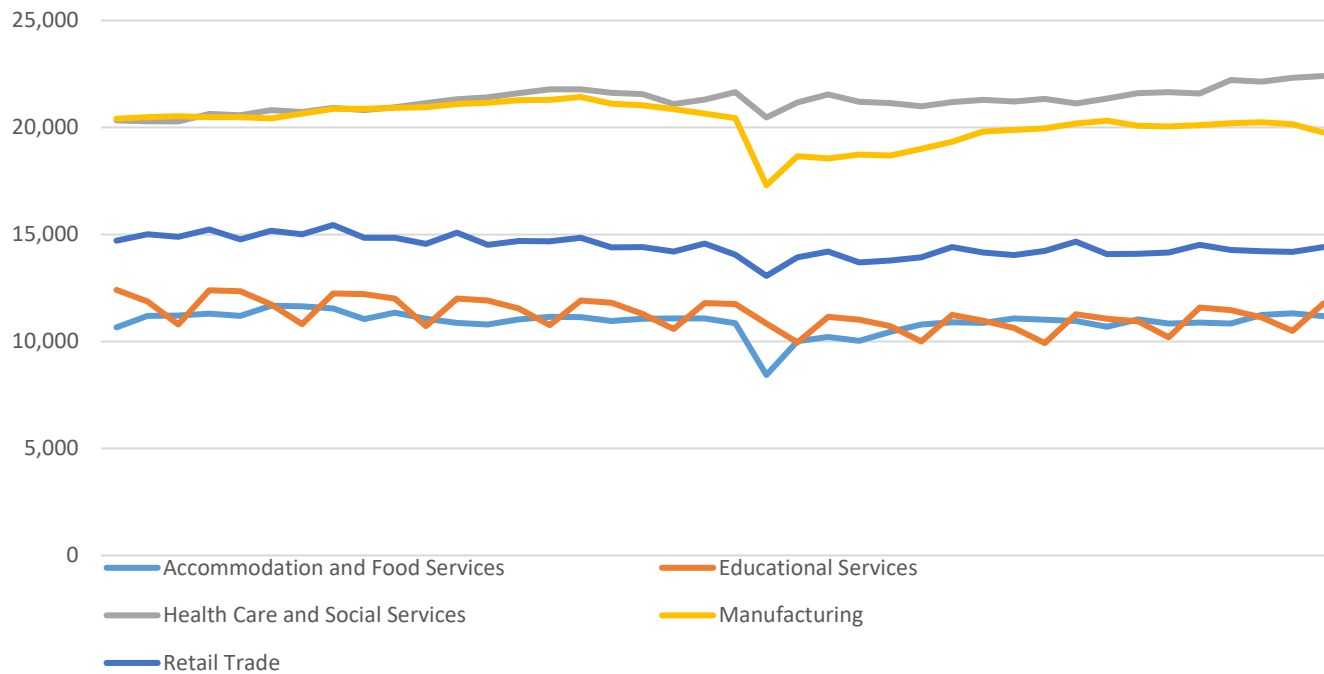
Blackford, Delaware, Fayette, Henry, Jay, Randolph, Rush, Union, and Wayne Counties

Industry	Jobs	Previous Year	Establishments	Previous Year	Average Weekly Wage	Previous Year
<b>Total</b>	<b>118,099</b>	<b>↑ 0.56%</b>	<b>6,493</b>	<b>↑ 0.15%</b>	<b>\$993</b>	<b>↑ 3.01%</b>
Accommodation and Food Services	11,175	↑ 2.72%	585	↑ 2.45%	\$390	↑ 4.56%
Admin. & Support & Waste Mgt. & Rem. Services	4,460	↓ -8.02%	296	↑ 3.14%	\$944	↑ 7.64%
Agriculture, Forestry, Fishing and Hunting	1,450	↑ 12.75%	152	↑ 0.66%	\$1,010	↑ 3.70%
Arts, Entertainment, and Recreation*	743	↑ 10.40%	85	↓ -7.61%	\$460	↓ -3.36%
Construction	4,737	↓ -4.03%	563	↓ -3.43%	\$1,373	↑ 10.02%
Educational Services*	11,783	↑ 1.69%	137	↑ 3.79%	\$979	↑ 1.77%
Finance and Insurance	3,297	↑ 7.18%	408	○ 0.00%	\$1,232	↑ 2.67%
Health Care and Social Services	22,406	↑ 3.81%	672	↑ 0.60%	\$1,158	↑ 1.85%
Information*	975	↑ 0.31%	93	↑ 2.20%	\$845	↑ 4.71%
Management of Companies and Enterprises*	363	↓ -53.64%	34	↑ 3.03%	\$1,952	↑ 21.54%
Manufacturing*	19,761	↓ -1.75%	416	↓ -1.19%	\$1,229	↑ 3.71%
Mining*	33	↓ -2.94%	12	○ 0.00%	\$2,550	↑ 7.69%
Other Services (Except Public Administration)	3,207	↓ -0.83%	472	↑ 2.39%	\$697	↑ 7.73%
Professional, Scientific, and Technical Services	2,693	↓ -6.20%	472	↑ 3.28%	\$1,243	↑ 0.08%
Public Administration	5,086	↑ 0.12%	150	↓ -0.66%	\$933	↑ 3.90%
Real Estate and Rental and Leasing	986	↓ -3.14%	235	↓ -3.69%	\$928	↓ -3.03%
Retail Trade	14,413	↓ -0.69%	1,061	↓ -0.66%	\$623	↑ 2.98%
Transportation & Warehousing	3,696	↓ -2.09%	265	↓ -2.93%	\$1,192	↑ 4.20%
Utilities*	512	↑ 0.99%	35	○ 0.00%	\$1,870	↑ 10.59%
Wholesale Trade	3,100	↓ -1.40%	350	↑ 1.45%	\$1,313	↓ -5.20%

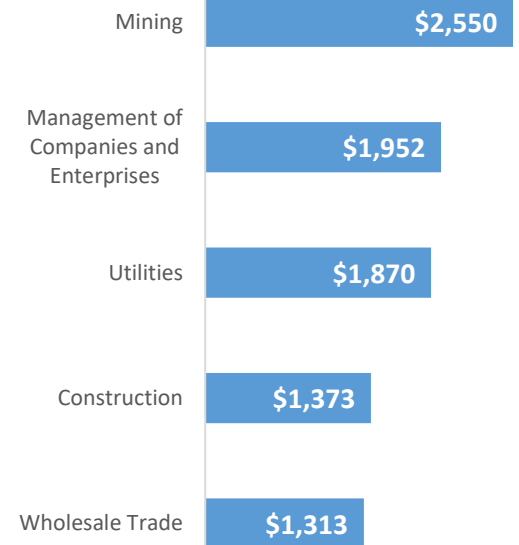
\* These industries exclude county data (jobs and wages) that are not available due to non-disclosure requirements.

D = This item is not available due to non-disclosure requirements.

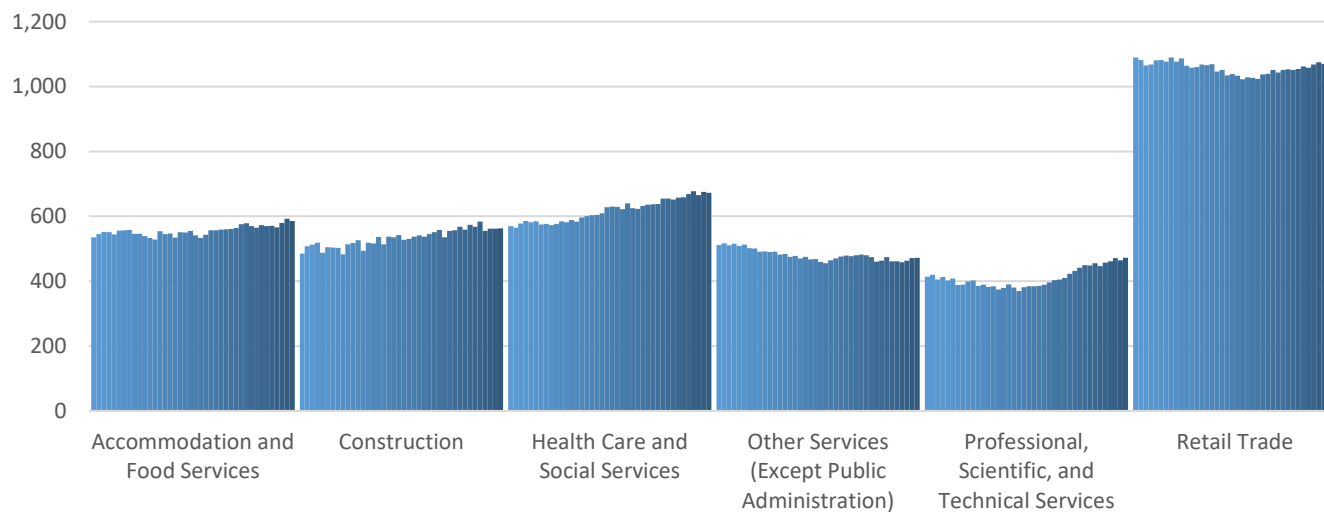
Top 5 Largest Industries by Jobs (past 10 years)



Top 5 Paying Industries by Average Weekly Wage



Top 5 Largest Industries by Establishments (past 10 years)



Source:

Quarterly Census of Employment and Wages,  
Indiana Dept. of Workforce Development

For more information, contact:

**Alex Corn**

Senior Regional Workforce Analyst

[dcorn@dwd.in.gov](mailto:dcorn@dwd.in.gov)

