

INDUSTRY SECTOR SNAPSHOT

## Economic Growth Region 6

Quarter 2 2023

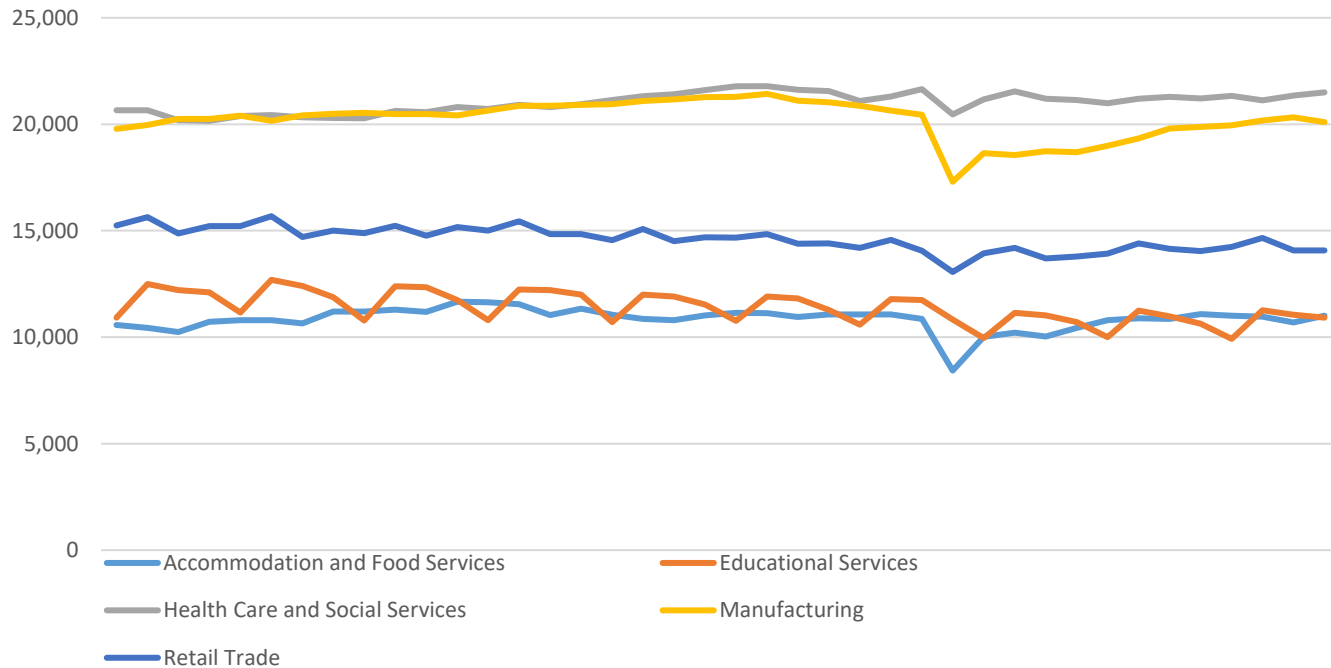
Blackford, Delaware, Fayette, Henry, Jay, Randolph, Rush, Union, and Wayne Counties

Industry	Jobs	Previous Year	Establishments	Previous Year	Average Weekly Wage	Previous Year
<b>Total</b>	<b>116,352</b>	<b>↑ 0.95%</b>	<b>6,445</b>	<b>↑ 0.61%</b>	<b>\$909</b>	<b>↑ 3.18%</b>
Accommodation and Food Services	11,003	↓ -0.70%	572	↓ -0.69%	\$357	↑ 3.18%
Admin. & Support & Waste Mgt. & Rem. Services	4,999	↑ 6.52%	299	↑ 3.82%	\$845	↑ 8.19%
Agriculture, Forestry, Fishing and Hunting*	1,251	↑ 15.73%	142	↑ 0.71%	\$840	↑ 8.53%
Arts, Entertainment, and Recreation*	1,007	↓ -7.02%	88	↓ -4.35%	\$398	↑ 13.07%
Construction	4,775	↑ 2.71%	573	↑ 3.24%	\$1,154	↑ 9.49%
Educational Services*	10,920	↑ 2.71%	131	↑ 0.77%	\$914	↓ -0.65%
Finance and Insurance	3,042	↑ 4.61%	408	↑ 3.55%	\$1,114	↑ 0.72%
Health Care and Social Services	21,493	↑ 1.32%	656	↑ 2.82%	\$1,078	↓ -0.37%
Information*	967	↓ -4.16%	87	↓ -5.43%	\$779	↑ 4.42%
Management of Companies and Enterprises*	752	↑ 11.08%	34	○ 0.00%	\$1,652	↓ -2.77%
Manufacturing	20,099	↑ 1.08%	427	↑ 0.47%	\$1,104	↑ 3.56%
Mining*	35	D	12	↑ 9.09%	\$1,986	D
Other Services (Except Public Administration)	3,274	↑ 4.13%	473	↓ -1.46%	\$603	↑ 3.43%
Professional, Scientific, and Technical Services	2,965	↓ -2.47%	454	↑ 5.09%	\$1,167	↑ 6.48%
Public Administration	5,192	↓ -0.06%	155	↓ -26.54%	\$850	↑ 7.73%
Real Estate and Rental and Leasing*	1,061	↓ -15.79%	224	↑ 4.19%	\$774	↑ 1.84%
Retail Trade	14,081	↑ 0.28%	1,062	↑ 1.05%	\$604	↑ 0.67%
Transportation & Warehousing	3,602	↑ 2.04%	277	↓ -0.36%	\$1,104	↑ 4.55%
Utilities*	511	↓ -2.11%	36	○ 0.00%	\$1,719	↑ 15.76%
Wholesale Trade	3,079	↓ -1.66%	335	↑ 2.76%	\$1,252	↑ 9.92%

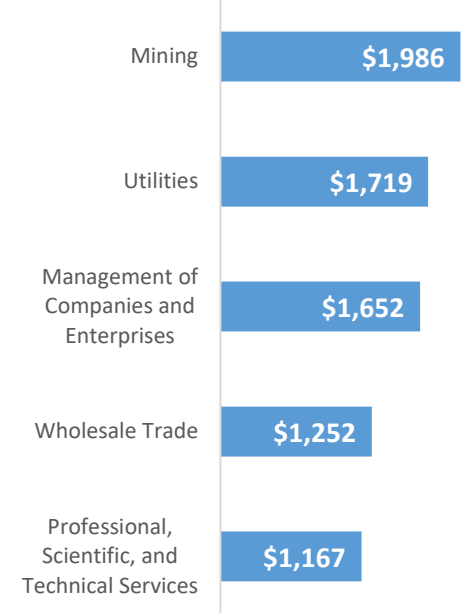
\* These industries exclude county data (jobs and wages) that are not available due to non-disclosure requirements.

D = This item is not available due to non-disclosure requirements.

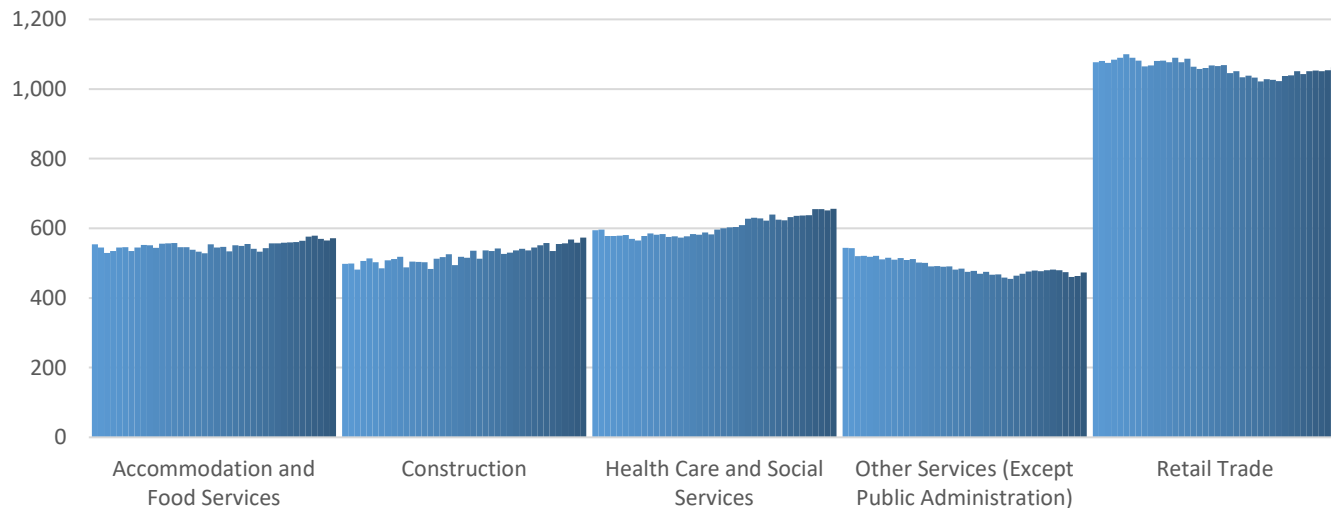
Top 5 Largest Industries by Jobs (past 10 years)



Top 5 Paying Industries by Average Weekly Wage



Top 5 Largest Industries by Establishments (past 10 years)



Source:

Quarterly Census of Employment and Wages, Indiana Dept. of Workforce Development

For more information, contact:

**Alex Corn**

Regional Workforce Analyst

(260) 255-5098

[dcorn@dwd.in.gov](mailto:dcorn@dwd.in.gov)

