



HOOSIERS BY THE NUMBERS

Your premier source for labor market information for Indiana.



INDUSTRY SECTOR SNAPSHOT

Economic Growth Region 6

Quarter 2 2022

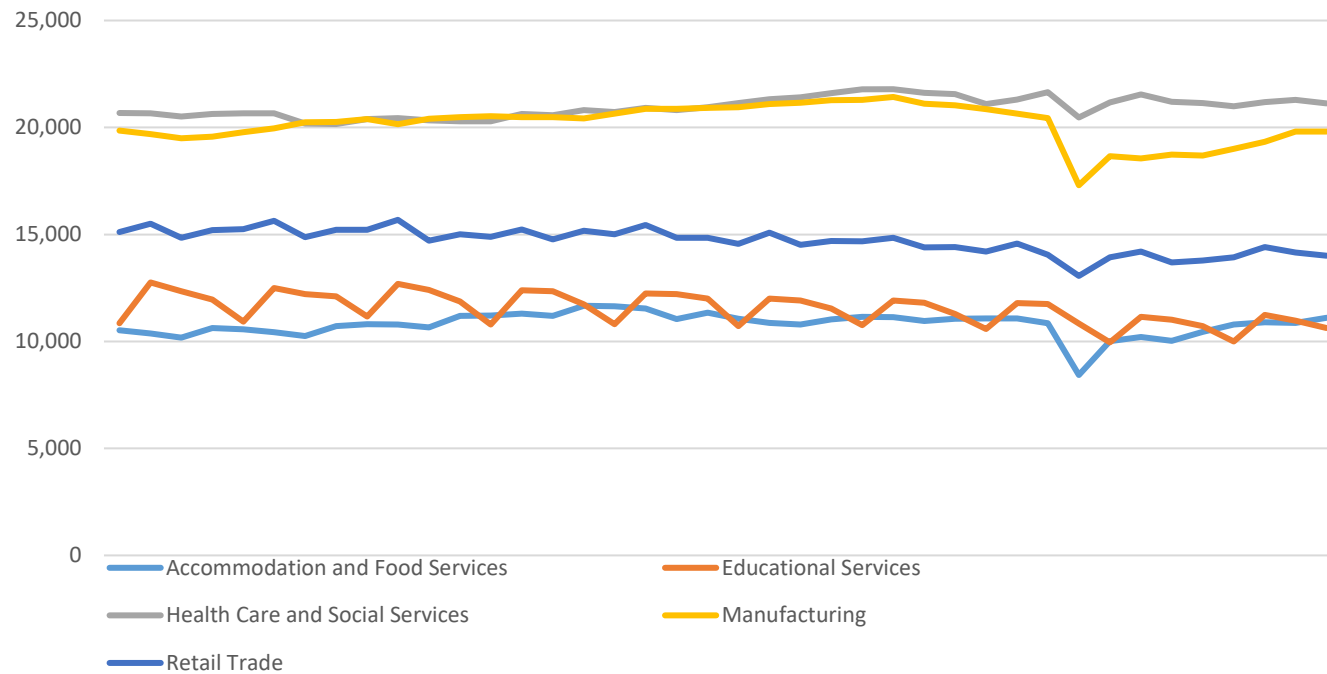
Blackford, Delaware, Fayette, Henry, Jay, Randolph, Rush, Union, and Wayne Counties

Industry	Jobs	Previous Year	Establishments	Previous Year	Average Weekly Wage	Previous Year
Total	114,962	↑ 1.76%	6,381	↑ 1.79%	\$883	↑ 6.90%
Accommodation and Food Services	11,105	↑ 6.33%	575	↑ 2.86%	\$346	↑ 2.98%
Admin. & Support & Waste Mgt. & Rem. Services	4,668	↓ -1.91%	284	↑ 1.07%	\$781	↑ 13.35%
Agriculture, Forestry, Fishing and Hunting*	1,081	↓ -3.22%	141	↑ 4.44%	\$774	↑ 3.06%
Arts, Entertainment, and Recreation*	1,069	↑ 11.24%	91	↓ -2.15%	\$357	↓ -3.25%
Construction	4,642	↓ -5.13%	554	↑ 1.65%	\$1,057	↑ 6.98%
Educational Services*	10,632	↓ -0.74%	130	↑ 2.36%	\$920	↑ 13.16%
Finance and Insurance	2,894	↓ -7.78%	394	↓ -1.25%	\$1,111	↓ -2.11%
Health Care and Social Services	21,121	↓ -0.12%	635	↑ 1.93%	\$1,087	↑ 12.64%
Information*	1,008	↑ 8.50%	91	↑ 4.60%	\$746	↓ -4.73%
Management of Companies and Enterprises*	676	↑ 79.31%	34	↑ 9.68%	\$1,703	↓ -4.86%
Manufacturing	19,813	↑ 5.99%	425	↓ -0.70%	\$1,069	↑ 3.29%
Mining*	D	D	11	○ 0.00%	D	D
Other Services (Except Public Administration)	3,135	↑ 5.80%	479	○ 0.00%	\$585	↑ 7.34%
Professional, Scientific, and Technical Services	3,025	↑ 0.13%	426	↑ 5.71%	\$1,099	↑ 8.38%
Public Administration	5,205	↓ -1.35%	213	↓ -1.39%	\$790	↑ 6.04%
Real Estate and Rental and Leasing	1,225	↑ 19.98%	212	↑ 1.92%	\$774	↑ 8.25%
Retail Trade	14,010	↑ 1.63%	1,049	↑ 1.16%	\$600	↑ 3.09%
Transportation & Warehousing	3,520	↑ 2.74%	275	↑ 5.36%	\$1,057	↑ 6.98%
Utilities*	522	↑ 4.40%	36	↑ 5.88%	\$1,485	↑ 3.99%
Wholesale Trade	3,127	↑ 4.09%	325	↑ 4.17%	\$1,140	↑ 9.83%

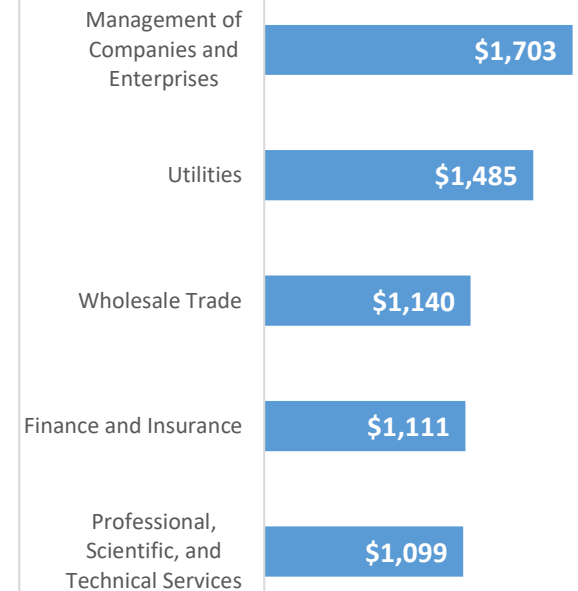
* These industries exclude county data (jobs and wages) that are not available due to non-disclosure requirements.

D = This item is not available due to non-disclosure requirements.

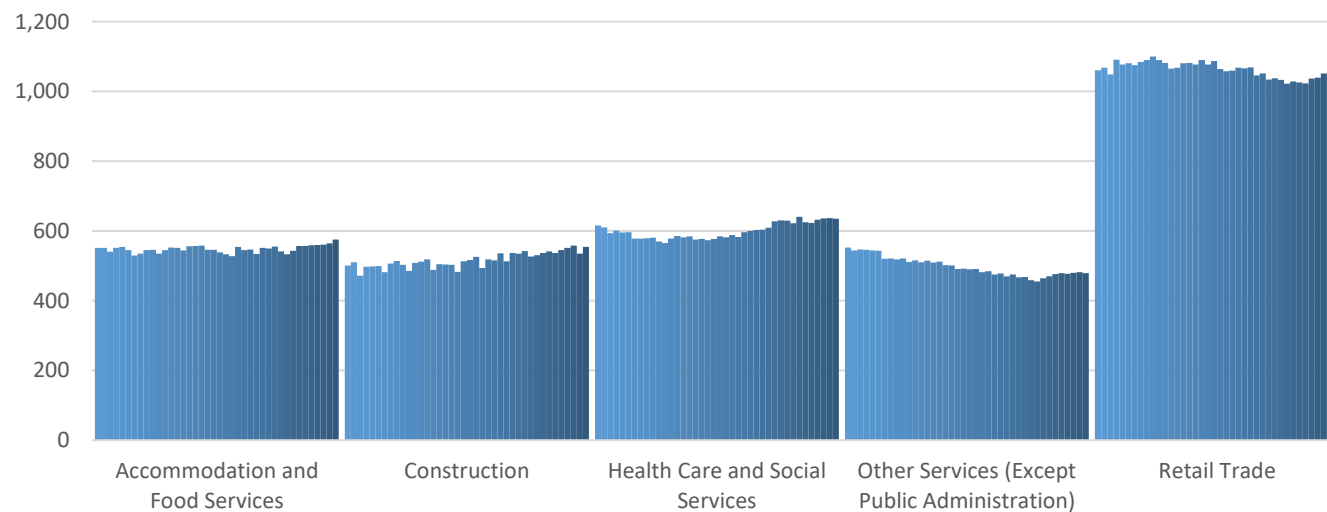
Top 5 Largest Industries by Jobs (past 10 years)



Top 5 Paying Industries by Average Weekly Wage



Top 5 Largest Industries by Establishments (past 10 years)



Source:

Quarterly Census of Employment and Wages,
Indiana Dept. of Workforce Development

For more information, contact:

Alex Corn

Regional Workforce Analyst

(260) 255-5098

dcorn@dwd.in.gov

