



HOOSIERS BY THE NUMBERS

Your premier source for labor market information for Indiana.



INDUSTRY SECTOR SNAPSHOT

Quarter 3 2021

Economic Growth Region 6

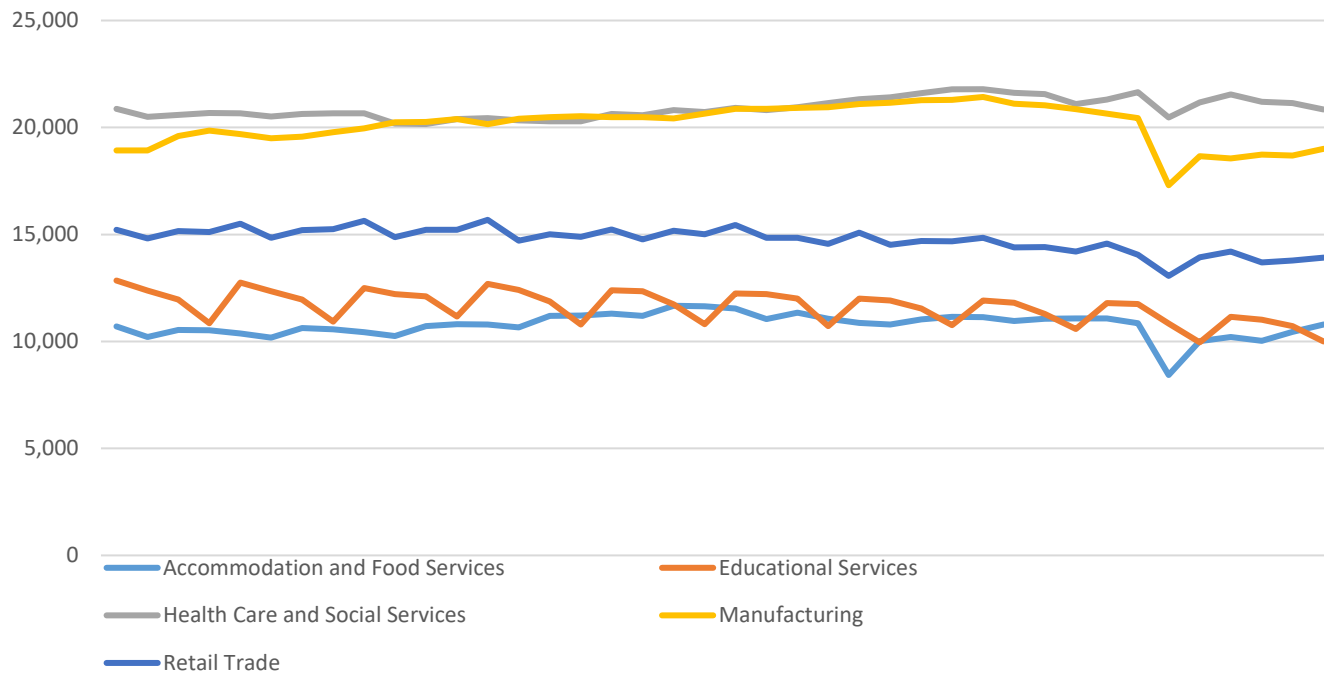
Blackford, Delaware, Fayette, Henry, Jay, Randolph, Rush, Union, and Wayne Counties

Industry	Jobs	Previous Year	Establishments	Previous Year	Average Weekly Wage	Previous Year
Total	113,176	↑ 2.04%	6,285	↑ 1.73%	\$864	↑ 7.60%
Accommodation and Food Services	10,784	↑ 7.66%	560	↑ 3.13%	\$345	↑ 11.65%
Admin. & Support & Waste Mgt. & Rem. Services	4,751	↓ -1.68%	285	↑ 8.78%	\$750	↑ 6.84%
Agriculture, Forestry, Fishing and Hunting*	1,180	↑ 2.61%	141	↑ 6.02%	\$765	↑ 5.96%
Arts, Entertainment, and Recreation*	1,061	↑ 33.80%	89	↓ -1.11%	\$389	↑ 8.06%
Construction	5,369	↑ 22.61%	549	↑ 2.23%	\$1,097	↑ 10.58%
Educational Services*	10,000	↑ 0.44%	127	↑ 2.42%	\$885	↑ 2.43%
Finance and Insurance	3,132	↓ -2.49%	389	↓ -2.51%	\$1,127	↑ 9.10%
Health Care and Social Services	20,836	↓ -1.60%	632	↑ 1.61%	\$1,045	↑ 9.42%
Information*	965	↑ 2.88%	86	↓ -1.15%	\$757	↓ -0.39%
Management of Companies and Enterprises*	378	↓ -3.08%	31	↓ -6.06%	\$2,192	↑ 17.47%
Manufacturing*	18,999	↑ 1.87%	427	↑ 0.47%	\$1,042	↑ 7.87%
Mining*	D	D	11	○ 0.00%	D	D
Other Services (Except Public Administration)	2,998	↑ 3.99%	476	↑ 2.59%	\$572	↑ 10.42%
Professional, Scientific, and Technical Services	2,884	↑ 2.41%	406	↑ 5.45%	\$1,057	↑ 5.59%
Public Administration	5,319	↓ -3.83%	214	↓ -2.73%	\$795	↑ 6.14%
Real Estate and Rental and Leasing	1,091	↑ 7.28%	206	↑ 4.04%	\$743	↑ 10.24%
Retail Trade	13,911	↓ -0.19%	1,041	↑ 1.26%	\$589	↑ 10.51%
Transportation & Warehousing	3,449	↑ 2.65%	261	↓ -2.61%	\$1,011	↑ 4.98%
Utilities*	486	↓ -17.63%	35	↓ -2.78%	\$1,538	↓ -0.32%
Wholesale Trade	3,014	↑ 2.73%	319	↑ 1.92%	\$1,085	↑ 9.82%

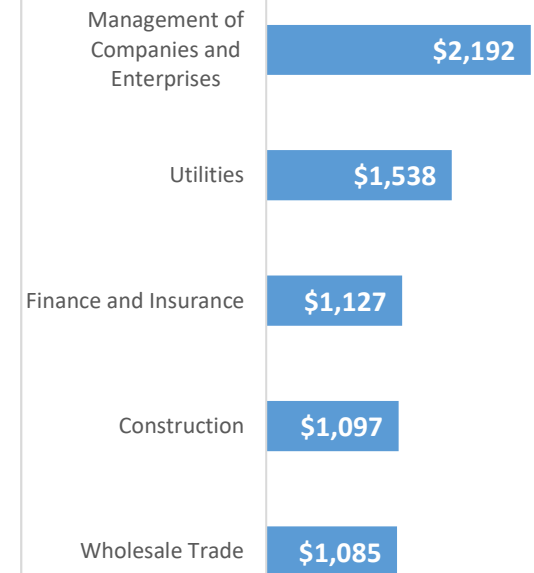
* These industries exclude county data (jobs and wages) that are not available due to non-disclosure requirements.

D = This item is not available due to non-disclosure requirements.

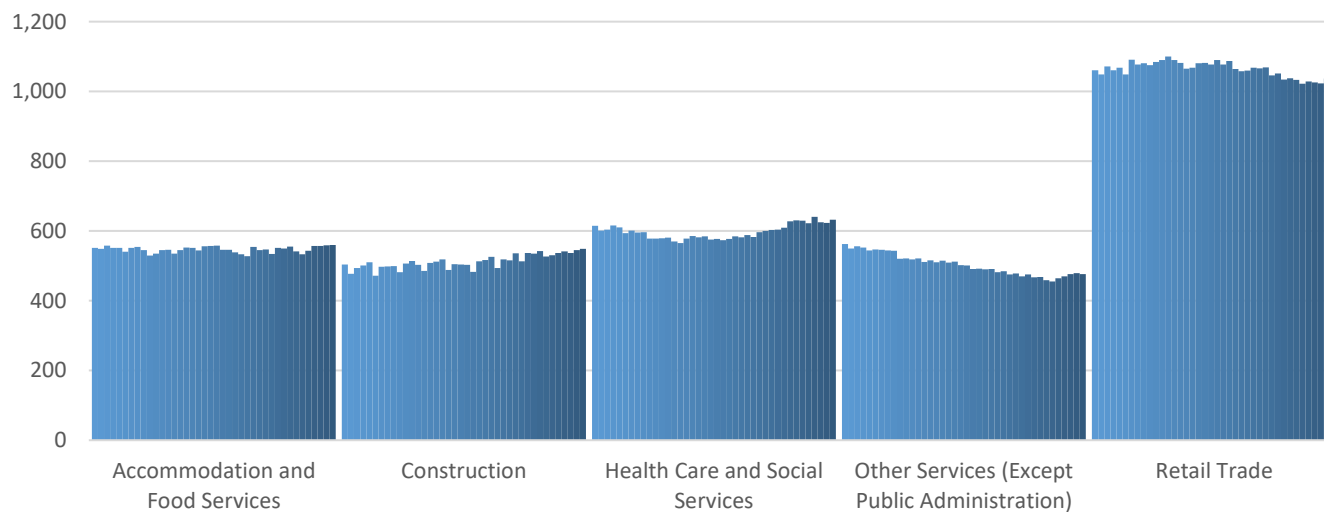
Top 5 Largest Industries by Jobs (past 10 years)



Top 5 Paying Industries by Average Weekly Wage



Top 5 Largest Industries by Establishments (past 10 years)



Source:

Quarterly Census of Employment and Wages,
Indiana Dept. of Workforce Development

For more information, contact:

Alex Corn

Regional Workforce Analyst

(260) 255-5098

dcorn@dwd.in.gov

