



HOOSIERS BY THE NUMBERS

Your premier source for labor market information for Indiana.



INDUSTRY SECTOR SNAPSHOT

Quarter 2 2021

Economic Growth Region 6

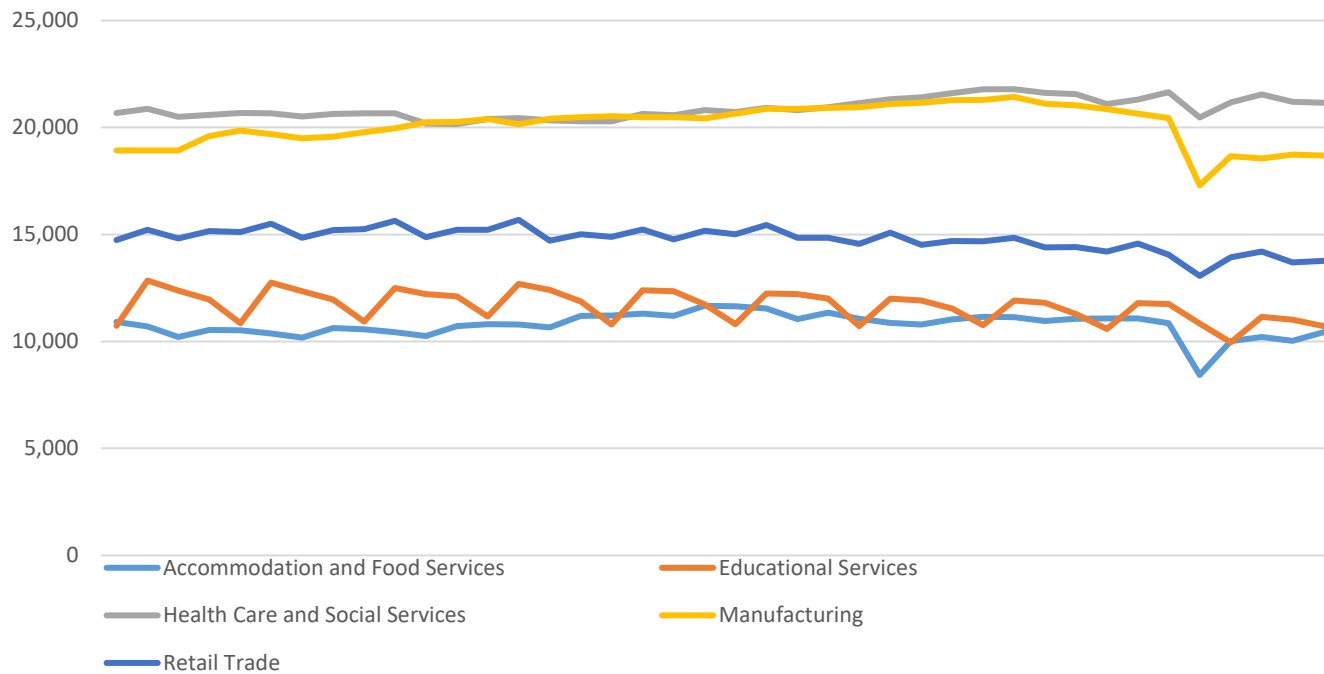
Blackford, Delaware, Fayette, Henry, Jay, Randolph, Rush, Union, and Wayne Counties

Industry	Jobs	Previous Year	Establishments	Previous Year	Average Weekly Wage	Previous Year
Total	112,859	↑ 6.72%	6,266	↑ 2.04%	\$825	↑ 1.98%
Accommodation and Food Services	10,439	↑ 23.80%	560	↑ 5.07%	\$337	↑ 13.09%
Admin. & Support & Waste Mgt. & Rem. Services	4,689	↑ 6.40%	279	↑ 8.98%	\$684	↑ 3.32%
Agriculture, Forestry, Fishing and Hunting*	1,117	↓ -0.45%	135	↑ 1.50%	\$751	↑ 2.60%
Arts, Entertainment, and Recreation*	963	↑ 50.00%	93	↑ 5.68%	\$368	↑ 5.44%
Construction	4,893	↑ 18.62%	545	↑ 2.83%	\$988	↑ 7.39%
Educational Services*	10,711	↓ -1.11%	127	↑ 3.25%	\$813	↑ 3.04%
Finance and Insurance	3,114	↓ -3.83%	400	↓ -1.96%	\$1,136	↓ -22.62%
Health Care and Social Services	21,156	↑ 3.40%	624	↓ -0.79%	\$965	↑ 2.33%
Information*	929	↓ -4.23%	86	● 0.00%	\$783	↑ 6.68%
Management of Companies and Enterprises*	377	↓ -2.08%	31	↓ -3.13%	\$1,790	↑ 3.11%
Manufacturing*	18,694	↑ 8.05%	427	↑ 1.67%	\$1,035	↑ 8.15%
Mining*	D	D	11	● 0.00%	D	D
Other Services (Except Public Administration)	2,963	↑ 19.72%	479	↑ 5.27%	\$541	↓ -0.37%
Professional, Scientific, and Technical Services	3,019	↑ 5.74%	403	↑ 4.95%	\$1,013	↑ 3.47%
Public Administration	5,264	↓ -0.27%	215	↓ -1.83%	\$745	↓ -2.87%
Real Estate and Rental and Leasing	1,018	↑ 4.95%	208	↑ 2.97%	\$717	↑ 10.48%
Retail Trade	13,775	↑ 5.45%	1,036	↑ 1.37%	\$582	↑ 7.58%
Transportation & Warehousing	3,426	↑ 4.58%	261	↓ -0.76%	\$988	↑ 6.35%
Utilities*	500	↓ -5.30%	34	↓ -5.56%	\$1,428	↑ 1.56%
Wholesale Trade	3,005	↑ 0.77%	312	↑ 0.32%	\$1,038	↑ 6.24%

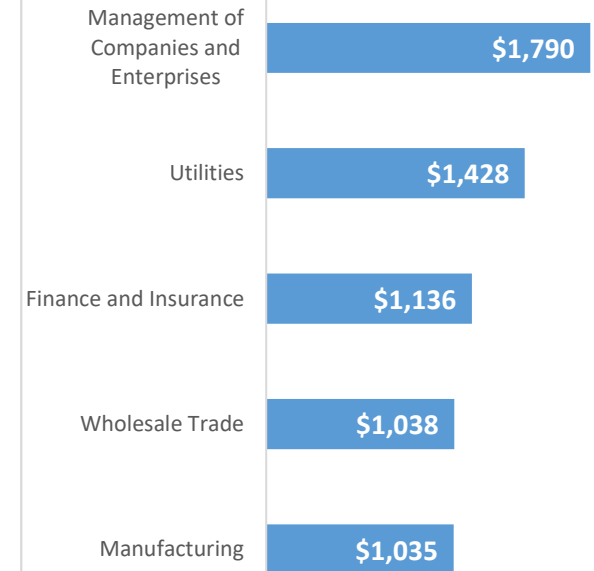
* These industries exclude county data (jobs and wages) that are not available due to non-disclosure requirements.

D = This item is not available due to non-disclosure requirements.

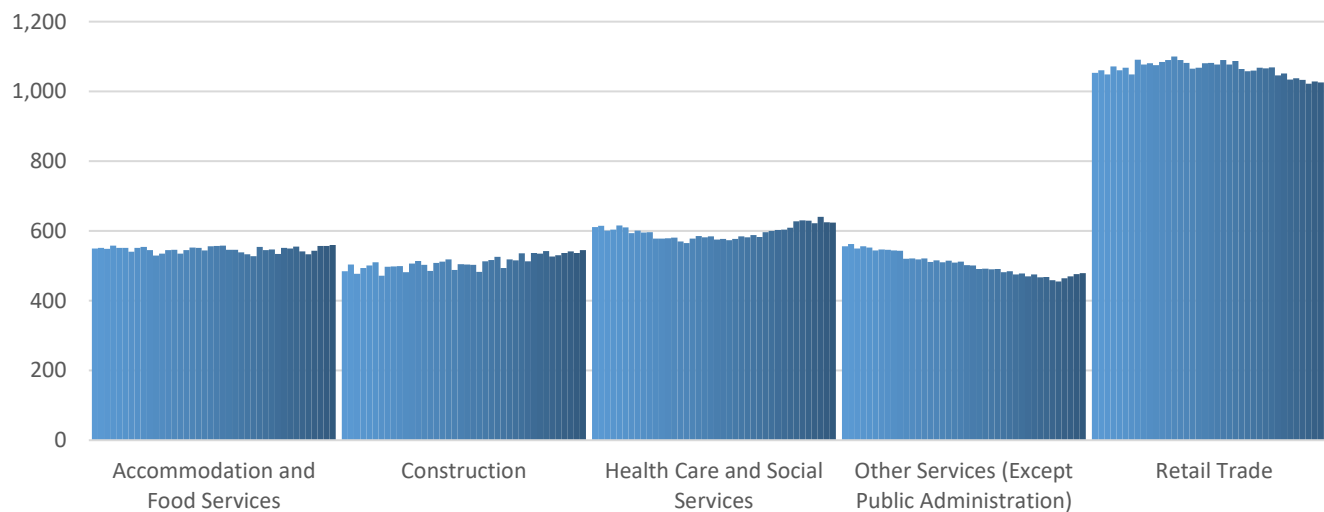
Top 5 Largest Industries by Jobs (past 10 years)



Top 5 Paying Industries by Average Weekly Wage



Top 5 Largest Industries by Establishments (past 10 years)



Source:

Quarterly Census of Employment and Wages,
Indiana Dept. of Workforce Development

For more information, contact:

Alex Corn

Regional Workforce Analyst

(260) 255-5098

dcorn@dwd.in.gov



INDIANA
DEPARTMENT OF
WORKFORCE
DEVELOPMENT