



HOOSIERS BY THE NUMBERS

Your premier source for labor market information for Indiana.



INDUSTRY SECTOR SNAPSHOT

Economic Growth Region 5

Quarter 3 2024

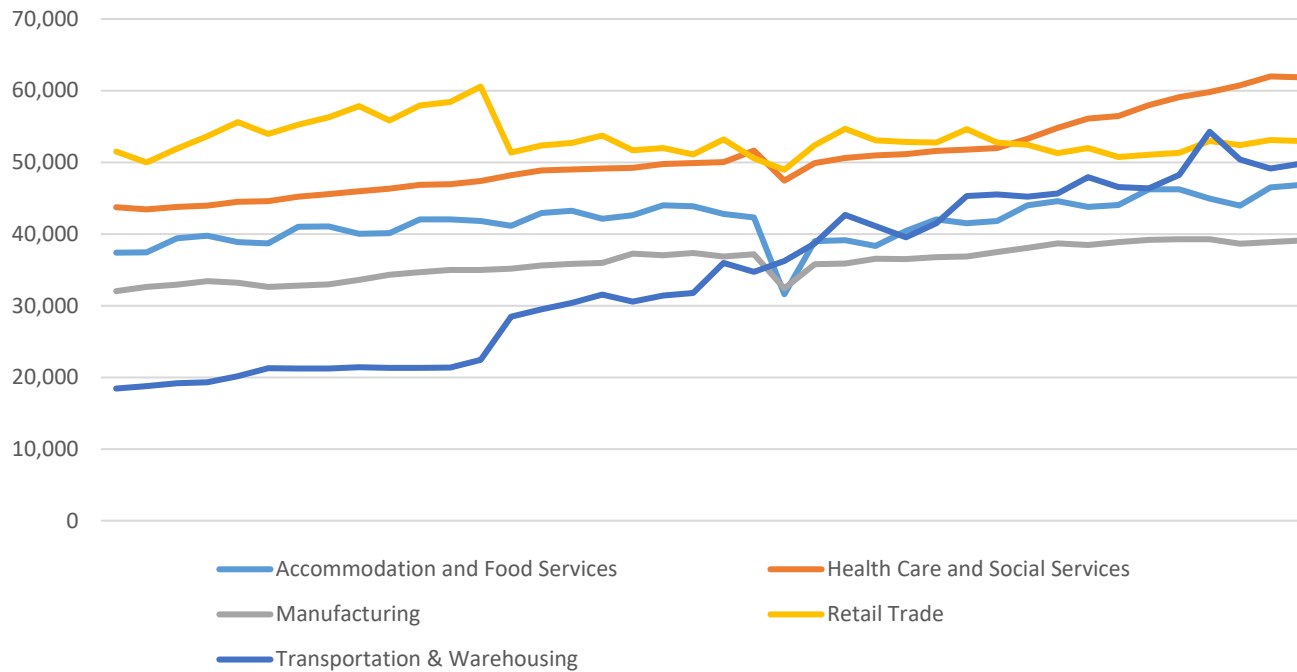
Boone, Hamilton, Hancock, Hendricks, Johnson, Madison, Marion, Morgan, and Shelby Counties

Industry	Jobs	Previous Year	Establishments	Previous Year	Average Weekly Wage	Previous Year
Total	461,243	↑ 1.80%	27,316	↑ 3.28%	\$1,105	↑ 3.56%
Accommodation and Food Services	46,850	↑ 1.35%	2,123	↑ 2.26%	\$456	↑ 3.87%
Admin. & Support & Waste Mgt. & Rem. Services	26,050	↓ -2.13%	1,730	↑ 3.28%	\$928	↓ -0.64%
Agriculture, Forestry, Fishing and Hunting	1,956	↑ 0.67%	183	↓ -3.17%	\$1,090	↑ 4.41%
Arts, Entertainment, and Recreation*	8,422	↑ 0.92%	500	↑ 6.61%	\$556	↑ 8.17%
Construction	28,154	↑ 8.30%	2,356	↓ -0.46%	\$1,498	↑ 8.32%
Educational Services	29,636	↑ 2.86%	635	↑ 2.92%	\$938	↑ 3.30%
Finance and Insurance	21,154	↓ -2.74%	1,861	↑ 2.20%	\$1,828	↑ 4.70%
Health Care and Social Services	61,872	↑ 4.72%	2,692	↑ 5.44%	\$1,132	↑ 5.50%
Information	3,927	↓ -2.72%	453	↑ 3.19%	\$1,390	↑ 4.91%
Management of Companies and Enterprises*	4,617	↑ 5.65%	178	↑ 2.89%	\$1,656	↓ -3.16%
Manufacturing	39,079	↓ -0.46%	944	↓ -3.08%	\$1,335	↑ 1.91%
Mining*	412	↑ 6.46%	32	↑ 3.23%	\$1,787	↑ 9.83%
Other Services (Except Public Administration)	13,065	↑ 1.78%	2,150	↑ 1.22%	\$814	↑ 4.49%
Professional, Scientific, and Technical Services	27,019	↑ 3.68%	4,203	↑ 10.31%	\$1,661	↑ 6.27%
Public Administration	17,218	↓ -3.00%	207	↓ -2.36%	\$1,132	↑ 1.62%
Real Estate and Rental and Leasing	5,874	↓ -16.61%	1,304	↑ 1.95%	\$1,218	↑ 6.84%
Retail Trade	52,975	↑ 3.23%	2,771	↑ 1.84%	\$743	↑ 0.95%
Transportation & Warehousing	49,809	↑ 3.20%	1,033	↓ -1.15%	\$1,025	↑ 1.08%
Utilities*	2,391	↑ 1.66%	70	↓ -1.41%	\$2,203	↑ 4.06%
Wholesale Trade	19,764	↑ 1.26%	1,891	↑ 4.94%	\$1,710	↑ 3.39%

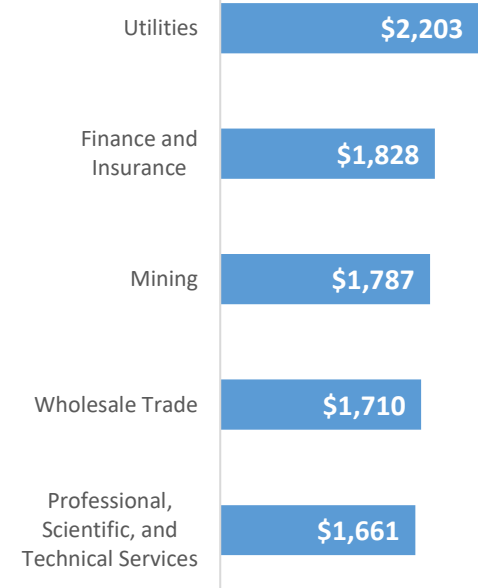
* These industries exclude county data (jobs and wages) that are not available due to non-disclosure requirements.

D = This item is not available due to non-disclosure requirements.

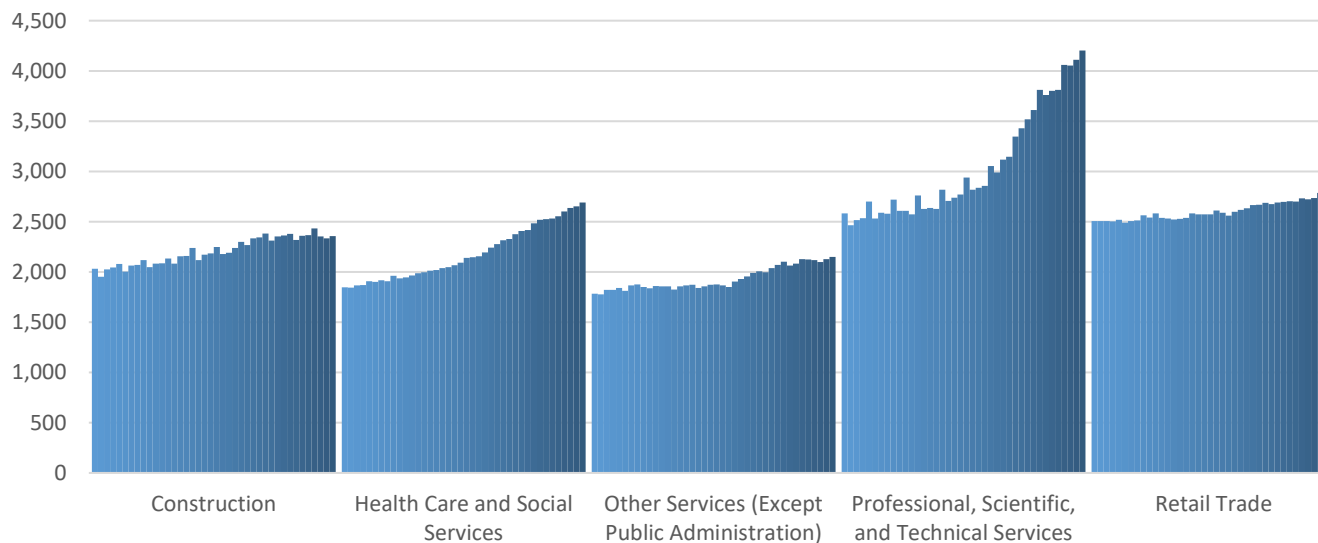
Top 5 Largest Industries by Jobs (past 10 years)



Top 5 Paying Industries by Average Weekly Wage



Top 5 Largest Industries by Establishments (past 10 years)



Source:

*Quarterly Census of Employment and Wages,
Indiana Dept. of Workforce Development*

For more information, contact:

Alex Corn, MPA

Senior Regional Workforce Analyst

260-255-5098

dcorn@dwd.in.gov

