

INDUSTRY SECTOR SNAPSHOT

Economic Growth Region 5

Quarter 4 2022

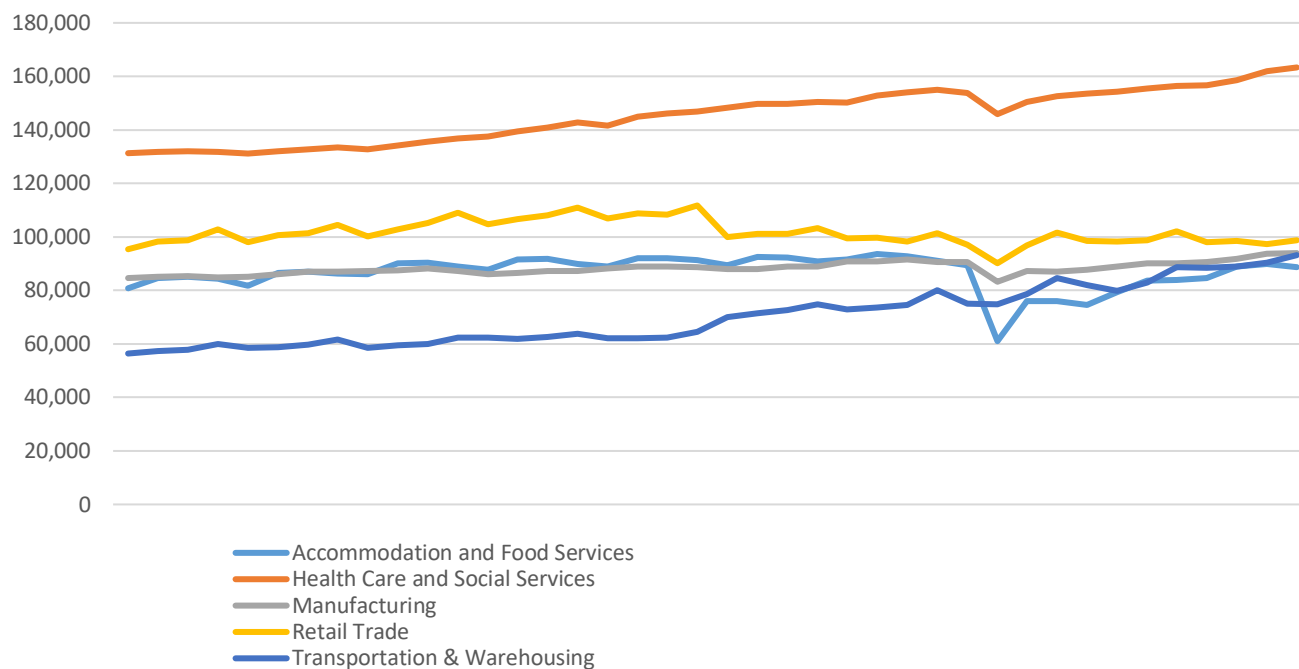
Boone, Hamilton, Hancock, Hendricks, Johnson, Madison, Marion, Morgan, and Shelby Counties

Industry	Jobs	Previous Year	Establishments	Previous Year	Average Weekly Wage	Previous Year
Total	1,062,770	↑ 2.87%	51,477	↑ 4.81%	\$1,243	↓ -1.11%
Accommodation and Food Services	88,709	↑ 5.76%	4,184	↑ 2.95%	\$486	↑ 2.10%
Admin. & Support & Waste Mgt. & Rem. Services	85,747	↓ -1.89%	3,705	↑ 17.69%	\$918	↑ 2.11%
Agriculture, Forestry, Fishing and Hunting	2,482	↑ 10.41%	231	○ 0.00%	\$1,071	↓ -1.02%
Arts, Entertainment, and Recreation*	15,809	↑ 7.36%	811	↑ 2.14%	\$1,309	↓ -0.08%
Construction	57,741	↑ 3.29%	4,217	↑ 1.10%	\$1,584	↑ 3.80%
Educational Services	71,435	↑ 1.69%	1,115	↑ 7.31%	\$940	↓ -1.05%
Finance and Insurance	48,662	↑ 0.73%	3,332	↓ -2.86%	\$1,730	↓ -7.34%
Health Care and Social Services	163,340	↑ 4.36%	4,933	↑ 5.77%	\$1,311	↓ -7.68%
Information	12,040	↓ -1.54%	861	↑ 17.95%	\$1,460	↓ -7.83%
Management of Companies and Enterprises*	13,709	↑ 6.98%	386	↑ 3.49%	\$2,075	↑ 8.24%
Manufacturing	93,946	↑ 4.11%	1,903	↑ 1.98%	\$1,630	↑ 0.68%
Mining*	504	↓ -16.14%	45	↓ -6.25%	\$1,845	↑ 8.34%
Other Services (Except Public Administration)	31,276	↑ 3.62%	4,089	↑ 1.79%	\$939	↑ 0.86%
Professional, Scientific, and Technical Services	70,762	↑ 7.21%	7,447	↑ 10.92%	\$1,909	↓ -0.68%
Public Administration	44,742	↑ 0.33%	453	↑ 0.22%	\$1,303	↑ 1.88%
Real Estate and Rental and Leasing	16,989	↑ 4.04%	2,724	↑ 4.17%	\$1,567	↑ 13.14%
Retail Trade	98,781	↓ -3.29%	5,448	↓ -0.58%	\$772	↓ -1.78%
Transportation & Warehousing	93,183	↑ 5.14%	1,920	↑ 7.08%	\$1,091	↓ -3.96%
Utilities*	4,493	↓ -1.81%	101	↑ 4.12%	\$1,958	↓ -2.68%
Wholesale Trade	47,372	↑ 6.55%	3,561	↑ 5.08%	\$1,730	↓ -0.23%

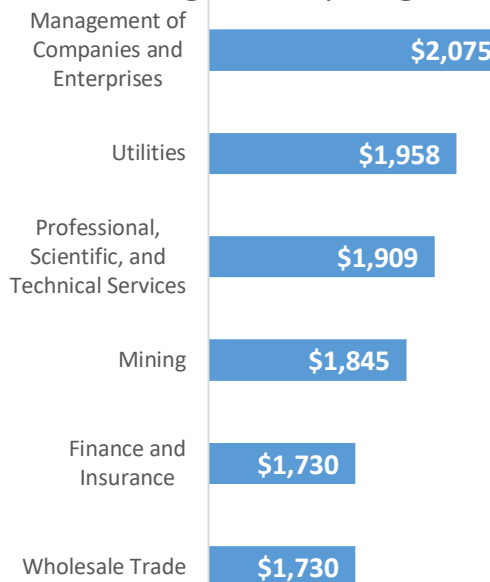
* These industries exclude county data (jobs and wages) that are not available due to non-disclosure requirements.

D = This item is not available due to non-disclosure requirements.

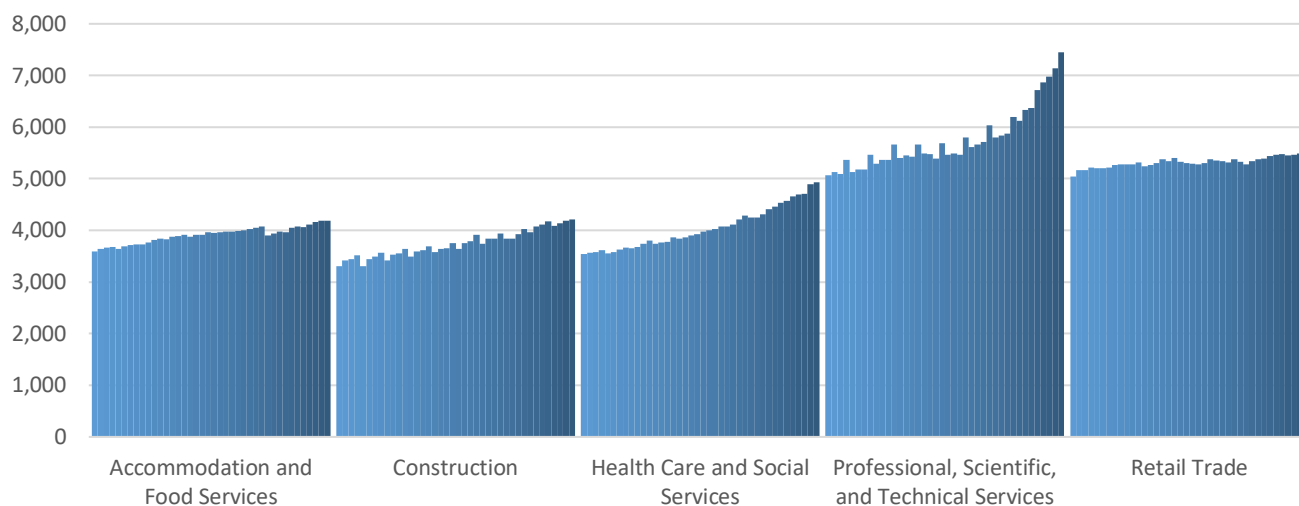
Top 5 Largest Industries by Jobs (past 10 years)



Top 5 Paying Industries by Average Weekly Wage



Top 5 Largest Industries by Establishments (past 10 years)



Source:

*Quarterly Census of Employment and Wages,
Indiana Dept. of Workforce Development*

For more information, contact:

Mike Petro

Regional Workforce Analyst

317.537.1316

gpetro@dwd.in.gov

