



HOOSIERS BY THE NUMBERS

Your premier source for labor market information for Indiana.



INDUSTRY SECTOR SNAPSHOT

Economic Growth Region 5

Quarter 2 2022

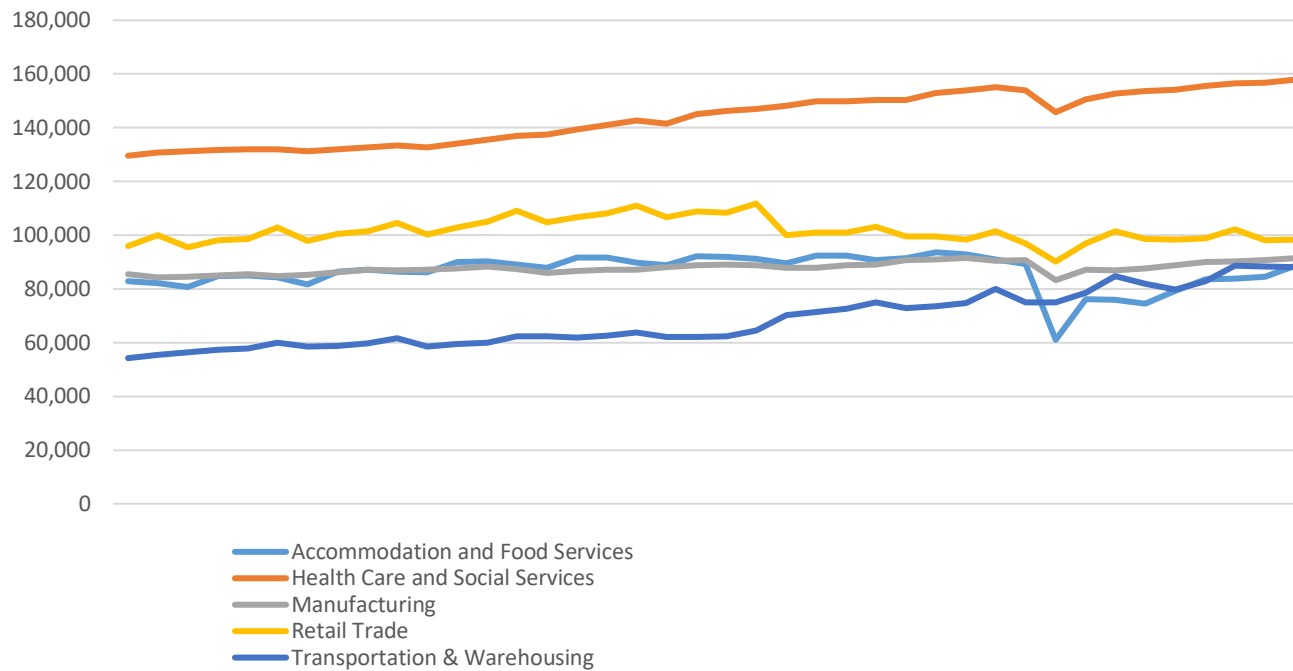
Boone, Hamilton, Hancock, Hendricks, Johnson, Madison, Marion, Morgan, and Shelby Counties

Industry	Jobs	Previous Year	Establishments	Previous Year	Average Weekly Wage	Previous Year
Total	1,039,524	↑ 4.26%	49,624	↑ 4.48%	\$1,175	↑ 6.05%
Accommodation and Food Services	88,567	↑ 11.59%	4,146	↑ 2.47%	\$459	↑ 7.24%
Admin. & Support & Waste Mgt. & Rem. Services	85,194	↑ 3.86%	3,272	↑ 8.42%	\$875	↑ 12.47%
Agriculture, Forestry, Fishing and Hunting*	2,234	↑ 4.93%	216	↓ -3.14%	\$960	↓ -1.34%
Arts, Entertainment, and Recreation*	16,650	↑ 17.31%	774	↑ 4.74%	\$1,071	↑ 18.74%
Construction	56,626	↑ 2.78%	4,127	↑ 1.28%	\$1,356	↑ 6.77%
Educational Services	67,985	↑ 1.14%	1,076	↑ 6.22%	\$987	↑ 3.46%
Finance and Insurance	48,170	↑ 1.50%	3,283	↑ 2.31%	\$1,704	↑ 1.07%
Health Care and Social Services	157,892	↑ 2.40%	4,694	↑ 3.53%	\$1,335	↑ 11.25%
Information	11,973	↓ -4.01%	789	↑ 14.18%	\$1,434	↑ 1.41%
Management of Companies and Enterprises*	13,139	↑ 9.36%	383	↑ 6.39%	\$1,927	↑ 4.22%
Manufacturing	91,518	↑ 2.97%	1,890	↑ 2.22%	\$1,491	↑ 4.27%
Mining*	125	↓ -67.19%	47	↓ -2.08%	\$1,109	↓ -22.45%
Other Services (Except Public Administration)	31,223	↑ 5.29%	4,093	↑ 1.89%	\$871	↑ 6.87%
Professional, Scientific, and Technical Services	68,204	↑ 8.16%	6,943	↑ 9.60%	\$1,725	↑ 5.18%
Public Administration	45,202	↓ -1.05%	458	↓ -0.22%	\$1,237	↑ 4.30%
Real Estate and Rental and Leasing	16,369	↑ 3.36%	2,507	↑ 5.96%	\$1,233	↑ 9.80%
Retail Trade	98,256	↓ -0.08%	5,461	↑ 0.31%	\$738	↑ 2.50%
Transportation & Warehousing	88,184	↑ 10.42%	1,905	↑ 10.69%	\$1,064	↑ 5.56%
Utilities*	4,427	↓ -1.73%	101	↑ 6.32%	\$2,169	↑ 1.78%
Wholesale Trade	45,868	↑ 5.81%	3,451	↑ 6.09%	\$1,558	↑ 6.93%

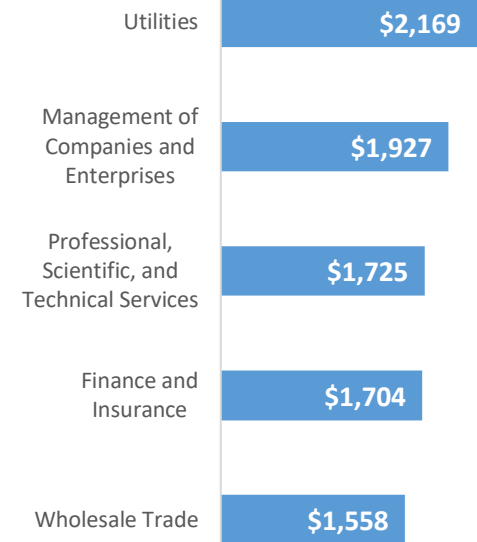
* These industries exclude county data (jobs and wages) that are not available due to non-disclosure requirements.

D = This item is not available due to non-disclosure requirements.

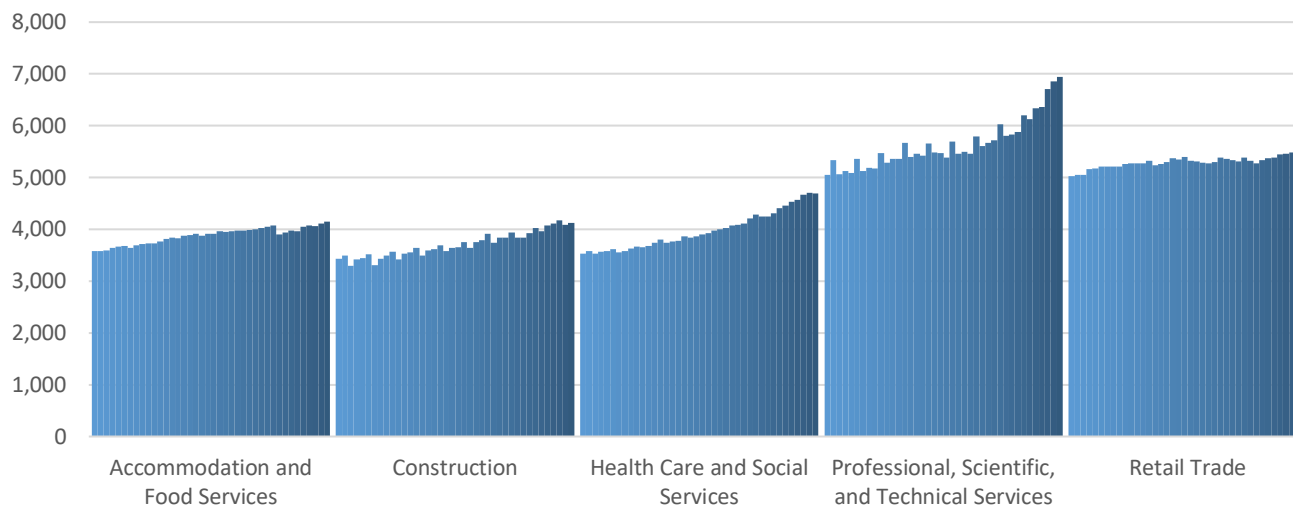
Top 5 Largest Industries by Jobs (past 10 years)



Top 5 Paying Industries by Average Weekly Wage



Top 5 Largest Industries by Establishments (past 10 years)



Source:

*Quarterly Census of Employment and Wages,
Indiana Dept. of Workforce Development*

For more information, contact:

Mike Petro

Regional Workforce Analyst

317.537.1316

gpetro@dwd.in.gov

