



HOOSIERS BY THE NUMBERS

Your premier source for labor market information for Indiana.



INDUSTRY SECTOR SNAPSHOT

Economic Growth Region 5

Quarter 4 2021

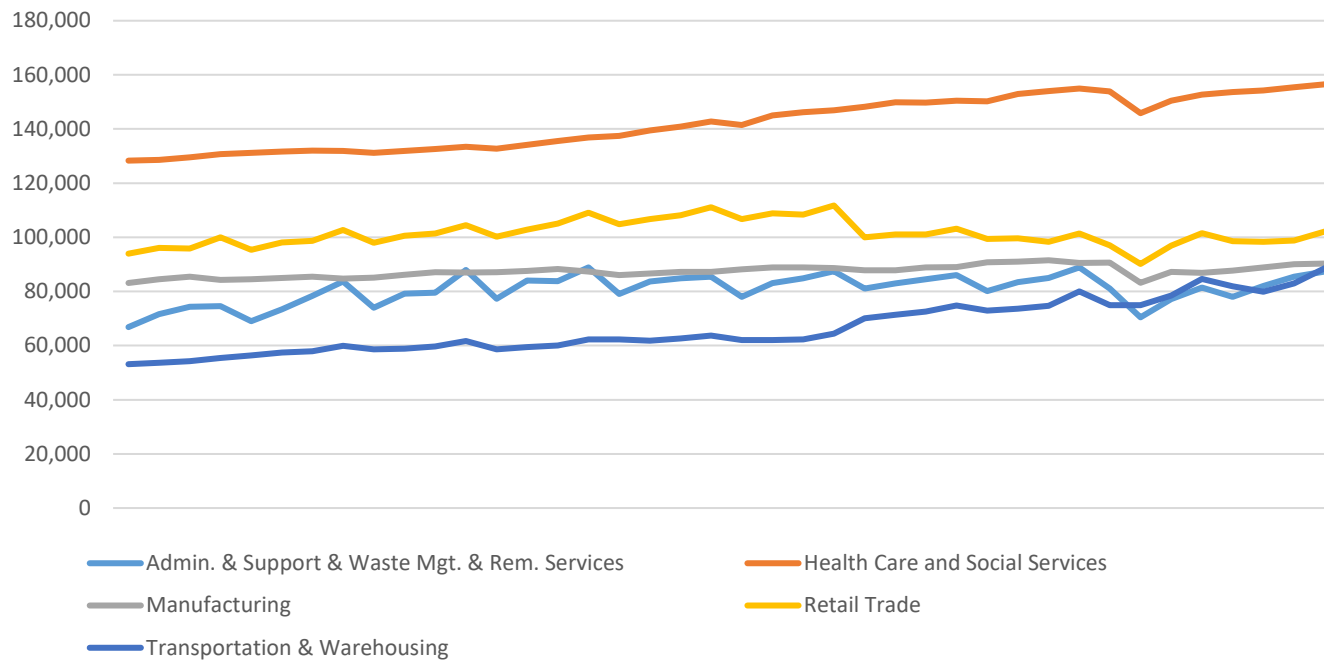
Boone, Hamilton, Hancock, Hendricks, Johnson, Madison, Marion, Morgan, and Shelby Counties

Industry	Jobs	Previous Year	Establishments	Previous Year	Average Weekly Wage	Previous Year
Total	1,032,669	↑ 4.21%	49,076	↑ 5.09%	\$1,257	↑ 5.81%
Accommodation and Food Services	83,705	↑ 10.29%	4,058	↑ 2.22%	\$476	↑ 18.11%
Admin. & Support & Waste Mgt. & Rem. Services	87,338	↑ 7.29%	3,147	↑ 8.22%	\$897	↑ 10.74%
Agriculture, Forestry, Fishing and Hunting*	2,246	↑ 9.19%	230	↓ -1.71%	\$1,082	↓ -0.46%
Arts, Entertainment, and Recreation*	14,645	↑ 27.30%	790	↑ 10.34%	\$1,314	↓ -18.18%
Construction	55,893	↑ 3.31%	4,170	↑ 3.47%	\$1,526	↑ 4.23%
Educational Services	70,236	↑ 2.82%	1,036	↑ 5.39%	\$950	↑ 5.32%
Finance and Insurance	48,325	↑ 1.11%	3,431	↑ 6.95%	\$1,867	↑ 7.11%
Health Care and Social Services	156,505	↑ 2.49%	4,668	↑ 5.83%	\$1,420	↑ 7.74%
Information	12,227	↑ 0.28%	731	↑ 7.82%	\$1,584	↑ 6.52%
Management of Companies and Enterprises*	12,848	↑ 5.61%	374	↑ 7.16%	\$1,920	↑ 1.86%
Manufacturing	90,262	↑ 3.84%	1,862	↑ 1.75%	\$1,617	↑ 1.76%
Mining*	601	↑ 11.92%	48	↑ 14.29%	\$1,703	○ 0.00%
Other Services (Except Public Administration)	30,174	↑ 5.37%	4,019	↑ 2.32%	\$931	↑ 5.68%
Professional, Scientific, and Technical Services	65,965	↑ 8.41%	6,706	↑ 8.20%	\$1,921	↑ 2.95%
Public Administration	44,593	↓ -1.42%	452	↓ -2.59%	\$1,279	↑ 4.07%
Real Estate and Rental and Leasing	16,342	↑ 3.29%	2,613	↑ 7.05%	\$1,385	↑ 8.46%
Retail Trade	102,069	↑ 0.55%	5,480	↑ 1.99%	\$786	↑ 10.55%
Transportation & Warehousing	88,575	↑ 4.64%	1,790	↑ 13.29%	\$1,136	↑ 8.50%
Utilities*	4,577	↑ 1.80%	97	↑ 6.59%	\$2,012	↓ -2.28%
Wholesale Trade	44,433	↑ 3.76%	3,374	↑ 3.28%	\$1,734	↑ 7.90%

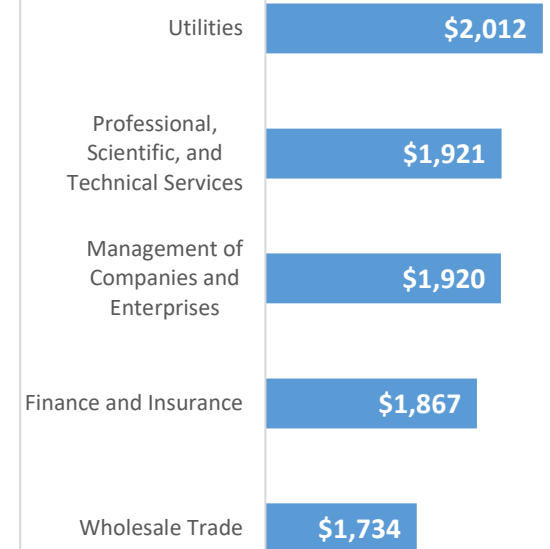
* These industries exclude county data (jobs and wages) that are not available due to non-disclosure requirements.

D = This item is not available due to non-disclosure requirements.

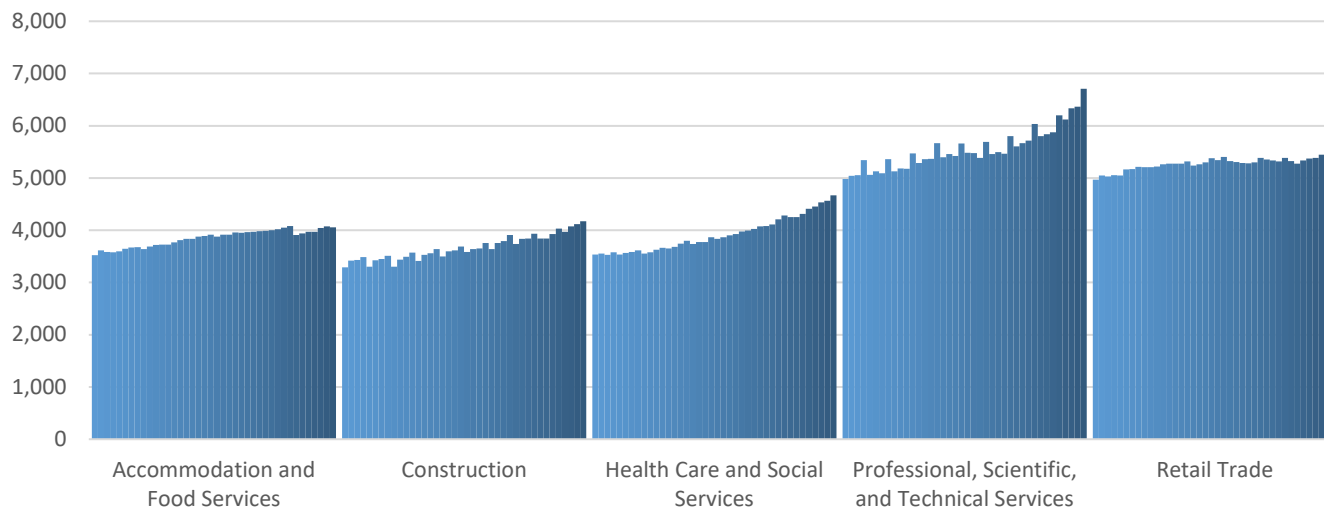
Top 5 Largest Industries by Jobs (past 10 years)



Top 5 Paying Industries by Average Weekly Wage



Top 5 Largest Industries by Establishments (past 10 years)



Source:

*Quarterly Census of Employment and Wages,
Indiana Dept. of Workforce Development*

For more information, contact:

Mike Petro

Regional Workforce Analyst

(317) 232-8539

gpetro@dwd.in.gov

