



## INDUSTRY SECTOR SNAPSHOT

## Quarter 3 2021

### Economic Growth Region 5

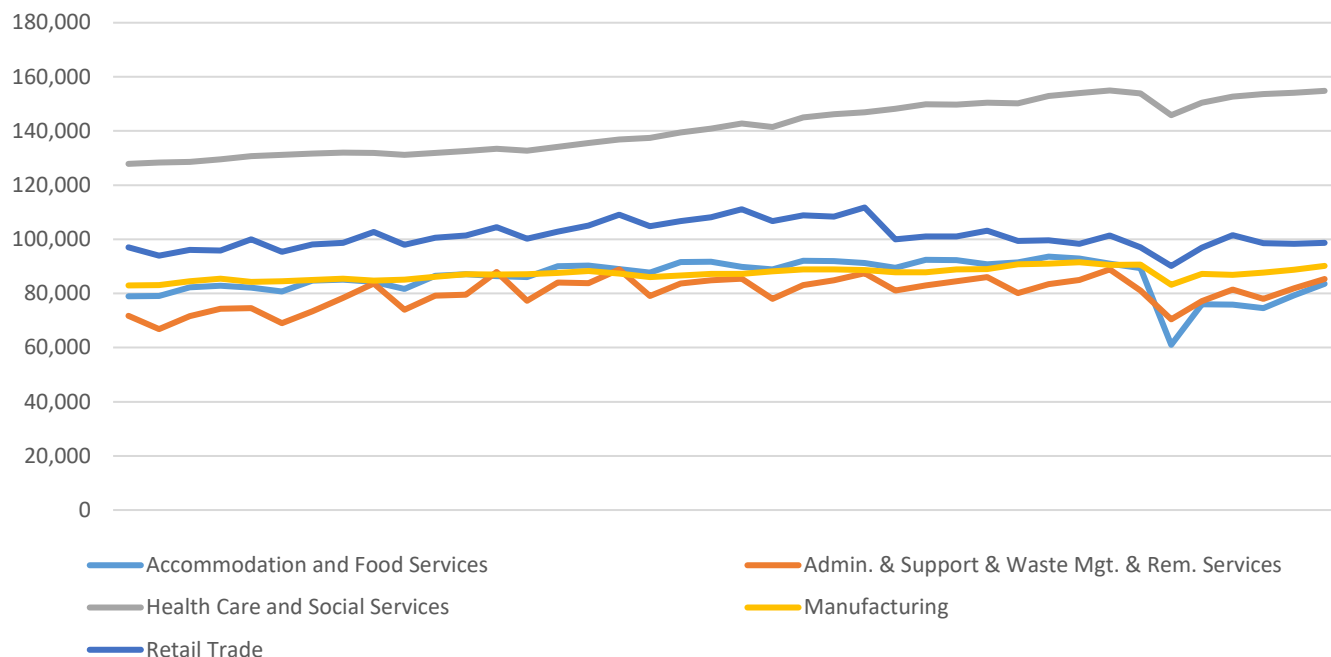
Boone, Hamilton, Hancock, Hendricks, Johnson, Madison, Marion, Morgan, and Shelby Counties

Industry	Jobs	Previous Year	Establishments	Previous Year	Average Weekly Wage	Previous Year
<b>Total</b>	<b>1,013,403</b>	<b>↑ 4.52%</b>	<b>47,813</b>	<b>↑ 4.95%</b>	<b>\$1,122</b>	<b>↑ 6.45%</b>
Accommodation and Food Services	83,517	↑ 9.81%	4,067	↑ 3.28%	\$447	↑ 16.41%
Admin. & Support & Waste Mgt. & Rem. Services	85,373	↑ 10.68%	3,083	↑ 8.10%	\$791	↑ 5.89%
Agriculture, Forestry, Fishing and Hunting*	2,367	↑ 7.06%	221	↑ 1.84%	\$919	↑ 1.55%
Arts, Entertainment, and Recreation*	15,937	↑ 21.71%	740	↑ 5.56%	\$972	↓ -1.72%
Construction	56,631	↑ 4.35%	4,127	↑ 5.09%	\$1,328	↑ 4.65%
Educational Services	64,173	↑ 2.85%	1,015	↑ 4.96%	\$945	↑ 1.72%
Finance and Insurance	47,648	↑ 0.67%	3,199	↑ 2.86%	\$1,609	↑ 6.56%
Health Care and Social Services	154,807	↑ 2.85%	4,554	↑ 5.54%	\$1,216	↑ 5.46%
Information	12,470	↑ 1.56%	705	↑ 9.13%	\$1,438	↑ 5.66%
Management of Companies and Enterprises*	12,205	↑ 1.85%	365	↑ 7.04%	\$1,758	↑ 1.44%
Manufacturing	90,224	↑ 3.46%	1,848	↑ 2.84%	\$1,480	↑ 6.40%
Mining*	401	↓ -26.69%	47	↑ 14.63%	\$1,476	↑ 7.50%
Other Services (Except Public Administration)	29,871	↑ 3.99%	4,031	↑ 3.41%	\$851	↑ 6.51%
Professional, Scientific, and Technical Services	64,559	↑ 7.81%	6,351	↑ 8.10%	\$1,676	↑ 4.82%
Public Administration	45,606	↓ -1.51%	462	↓ -1.07%	\$1,211	↑ 5.76%
Real Estate and Rental and Leasing	16,261	↑ 3.28%	2,412	↑ 4.92%	\$1,111	↑ 7.34%
Retail Trade	98,732	↑ 1.91%	5,457	↑ 2.25%	\$736	↑ 13.41%
Transportation & Warehousing	82,876	↑ 5.54%	1,745	↑ 13.16%	\$1,028	↑ 13.72%
Utilities*	4,495	↓ -0.27%	97	↑ 8.99%	\$2,131	↑ 25.65%
Wholesale Trade	43,890	↑ 2.97%	3,286	↑ 2.72%	\$1,467	↑ 6.92%

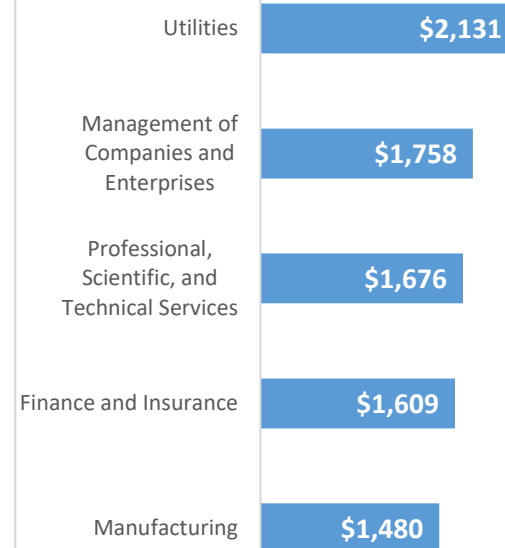
\* These industries exclude county data (jobs and wages) that are not available due to non-disclosure requirements.

D = This item is not available due to non-disclosure requirements.

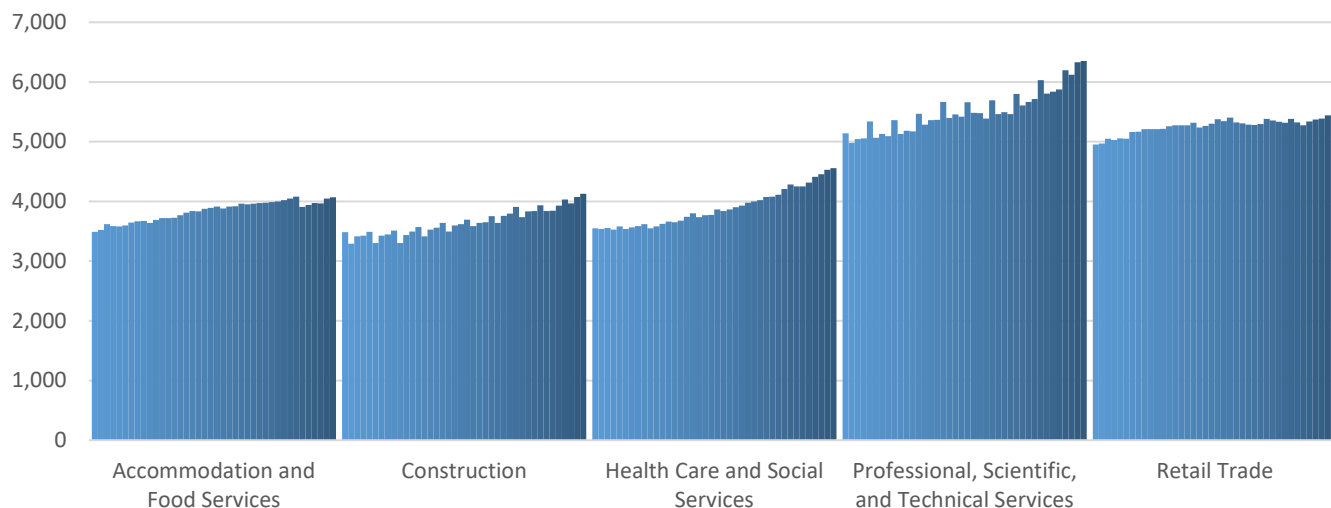
### Top 5 Largest Industries by Jobs (past 10 years)



### Top 5 Paying Industries by Average Weekly Wage



### Top 5 Largest Industries by Establishments (past 10 years)



Source:

*Quarterly Census of Employment and Wages,  
Indiana Dept. of Workforce Development*

For more information, contact:

**Mike Petro**

Regional Workforce Analyst

(317) 232-8539

[gpetro@dwd.in.gov](mailto:gpetro@dwd.in.gov)

