



HOOSIERS BY THE NUMBERS

Your premier source for labor market information for Indiana.

INDUSTRY SECTOR SNAPSHOT

Economic Growth Region 4

Quarter 2 2025

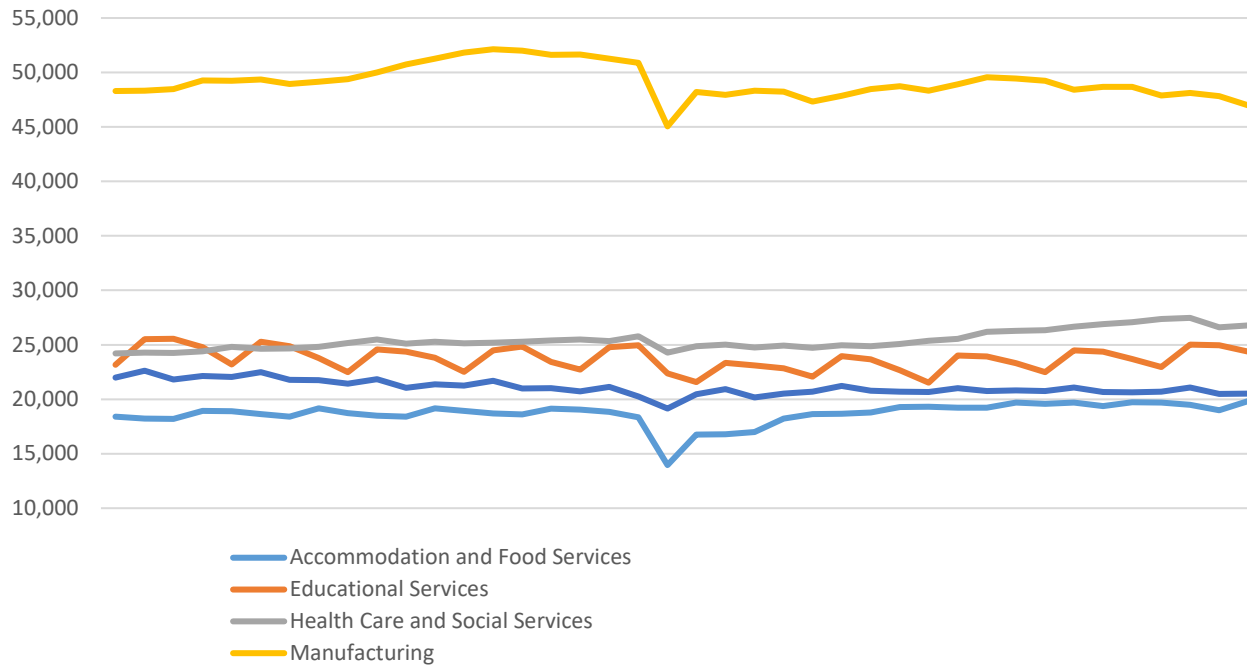
Benton, Carroll, Cass, Clinton, Fountain, Howard, Miami, Montgomery, Tippecanoe, Tipton, Warren, and White Counties

Industry	Jobs	Previous Year	Establishments	Previous Year	Average Weekly Wage	Previous Year
Total	206,248	-0.83%	10,459	0.81%	\$1,113	3.53%
Accommodation and Food Services	19,837	0.61%	1,031	1.18%	\$399	2.57%
Admin. & Support & Waste Mgt. & Rem. Services	7,052	-7.26%	514	2.59%	\$782	4.13%
Agriculture, Forestry, Fishing and Hunting	2,582	3.53%	328	3.80%	\$986	3.25%
Arts, Entertainment, and Recreation*	1,520	-3.68%	134	3.08%	\$377	8.96%
Construction	9,800	-1.96%	934	1.41%	\$1,417	3.20%
Educational Services*	24,378	2.90%	195	3.17%	\$1,294	2.94%
Finance and Insurance	4,115	-0.15%	647	1.57%	\$1,437	6.92%
Health Care and Social Services	26,769	-1.13%	1,016	2.21%	\$1,011	-0.30%
Information*	1,815	2.02%	164	5.13%	\$929	7.77%
Management of Companies and Enterprises*	235	-12.31%	40	-6.98%	\$1,856	-0.48%
Manufacturing*	46,989	-3.49%	504	0.00%	\$1,524	5.83%
Mining*	83	-1.19%	19	11.76%	\$1,394	-7.62%
Other Services (Except Public Administration)*	5,562	-0.64%	773	-2.28%	\$785	2.35%
Professional, Scientific, and Technical Services	5,402	6.28%	952	0.85%	\$1,598	-1.78%
Public Administration	9,732	-0.37%	220	-0.90%	\$1,062	4.42%
Real Estate and Rental and Leasing*	1,991	0.61%	447	4.20%	\$946	-3.37%
Retail Trade	20,520	-0.61%	1,453	-1.36%	\$633	2.26%
Transportation & Warehousing	6,905	-2.65%	486	-4.89%	\$1,130	0.80%
Utilities*	459	5.52%	39	8.33%	\$2,344	6.74%
Wholesale Trade	6,144	4.54%	563	3.87%	\$1,401	7.11%

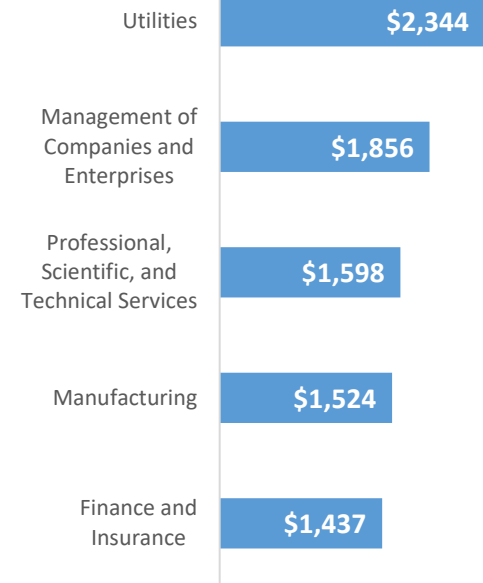
* These industries exclude county data (jobs and wages) that are not available due to non-disclosure requirements.

D = This item is not available due to non-disclosure requirements.

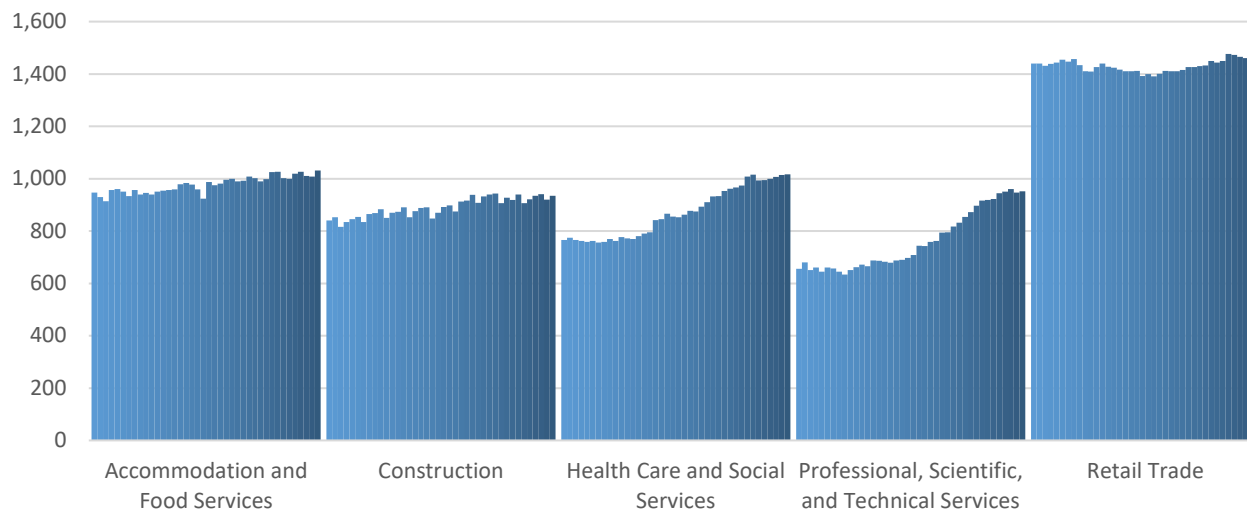
Top 5 Largest Industries by Jobs (past 10 years)



Top 5 Paying Industries by Average Weekly Wage



Top 5 Largest Industries by Establishments (past 10 years)



Source:

*Quarterly Census of Employment and Wages,
Indiana Dept. of Workforce Development*

For more information, contact:

Cassie Janes

Regional Workforce Analyst

cjan@dw.d.in.gov

