

HOOSIERS BY THE NUMBERS

Your premier source for labor market information for Indiana.

INDUSTRY SECTOR SNAPSHOT

Economic Growth Region 4

Quarter 3 2023

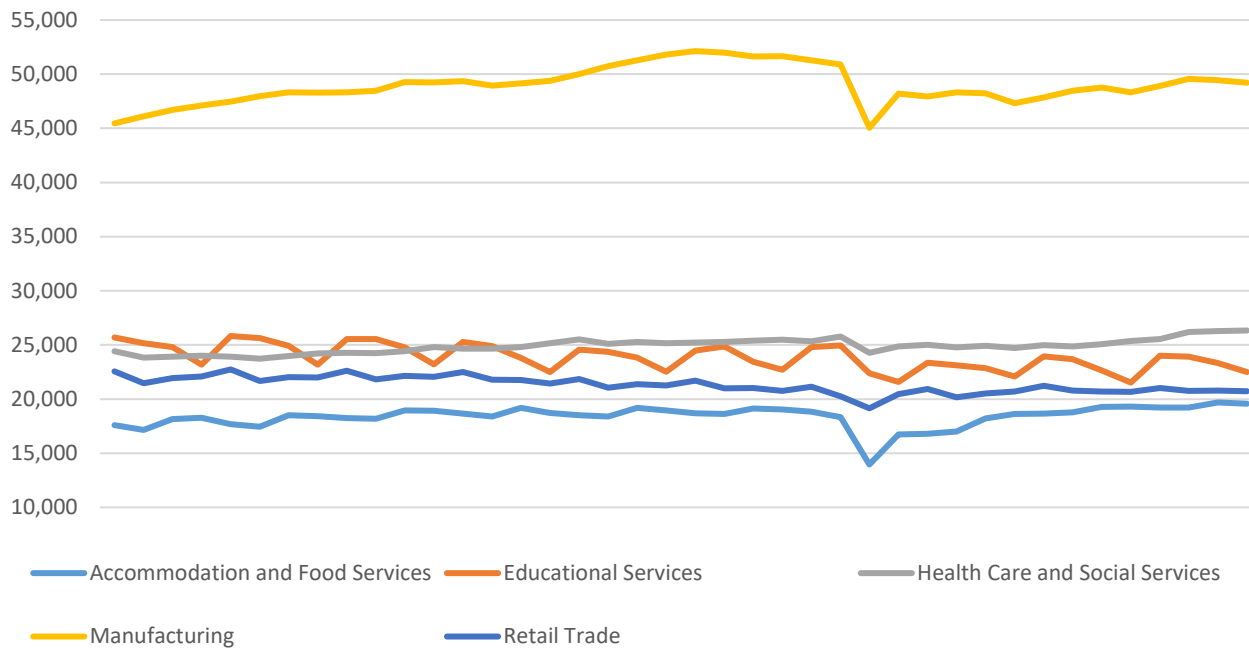
Benton, Carroll, Cass, Clinton, Fountain, Howard, Miami, Montgomery, Tippecanoe, Tipton, Warren, and White Counties

Industry	Jobs	Previous Year	Establishments	Previous Year	Average Weekly Wage	Previous Year
Total	205,975	↑ 1.88%	10,263	↓ -0.62%	\$1,033	↑ 1.77%
Accommodation and Food Services	19,563	↑ 1.29%	1,025	↑ 2.30%	\$374	↑ 0.54%
Admin. & Support & Waste Mgt. & Rem. Services	8,155	↓ -9.88%	495	↓ -1.98%	\$686	↑ 3.78%
Agriculture, Forestry, Fishing and Hunting	2,497	↑ 1.13%	314	↑ 0.96%	\$883	↓ -1.12%
Arts, Entertainment, and Recreation*	1,562	↑ 2.97%	128	↓ -3.03%	\$333	↑ 3.42%
Construction	9,632	↑ 6.06%	908	↓ -3.40%	\$1,303	↑ 1.64%
Educational Services*	22,492	↑ 4.50%	181	↑ 4.02%	\$1,220	↑ 1.50%
Finance and Insurance	4,193	● 0.00%	647	↓ -19.02%	\$1,306	↑ 1.24%
Health Care and Social Services	26,332	↑ 3.76%	1,005	↑ 5.46%	\$1,025	↓ -2.66%
Information*	1,773	↑ 2.43%	157	↓ -2.48%	\$852	↓ -0.81%
Management of Companies and Enterprises*	321	↑ 41.41%	39	↑ 5.41%	\$1,944	↑ 13.42%
Manufacturing*	49,216	↑ 1.81%	511	↑ 0.79%	\$1,371	↑ 3.01%
Mining*	88	↓ -8.33%	17	● 0.00%	\$1,524	↑ 0.99%
Other Services (Except Public Administration)*	5,553	↓ -1.47%	776	↓ -0.77%	\$732	↑ 6.86%
Professional, Scientific, and Technical Services	5,012	↑ 2.20%	910	↑ 9.38%	\$1,423	↑ 6.43%
Public Administration	9,433	↑ 0.82%	221	↓ -24.32%	\$962	↑ 0.73%
Real Estate and Rental and Leasing*	1,985	↓ -0.70%	426	↑ 3.90%	\$881	↓ -4.76%
Retail Trade	20,714	↑ 0.24%	1,441	↑ 1.05%	\$620	↓ -3.43%
Transportation & Warehousing	7,042	↑ 2.67%	509	↑ 1.60%	\$1,062	↓ -0.09%
Utilities*	389	↓ -7.60%	34	● 0.00%	\$1,875	↓ -5.73%
Wholesale Trade	5,648	↑ 8.49%	519	↑ 2.57%	\$1,303	↑ 1.16%

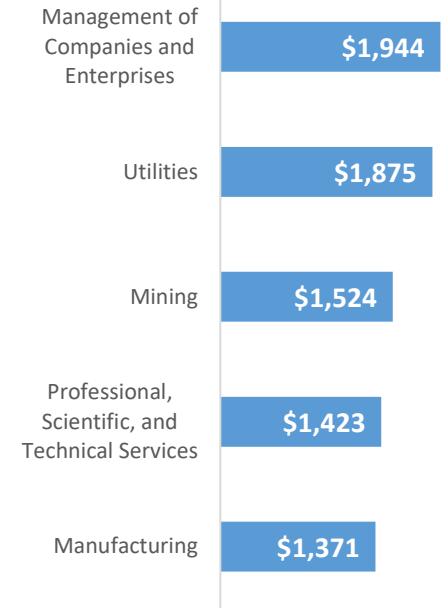
* These industries exclude county data (jobs and wages) that are not available due to non-disclosure requirements.

D = This item is not available due to non-disclosure requirements.

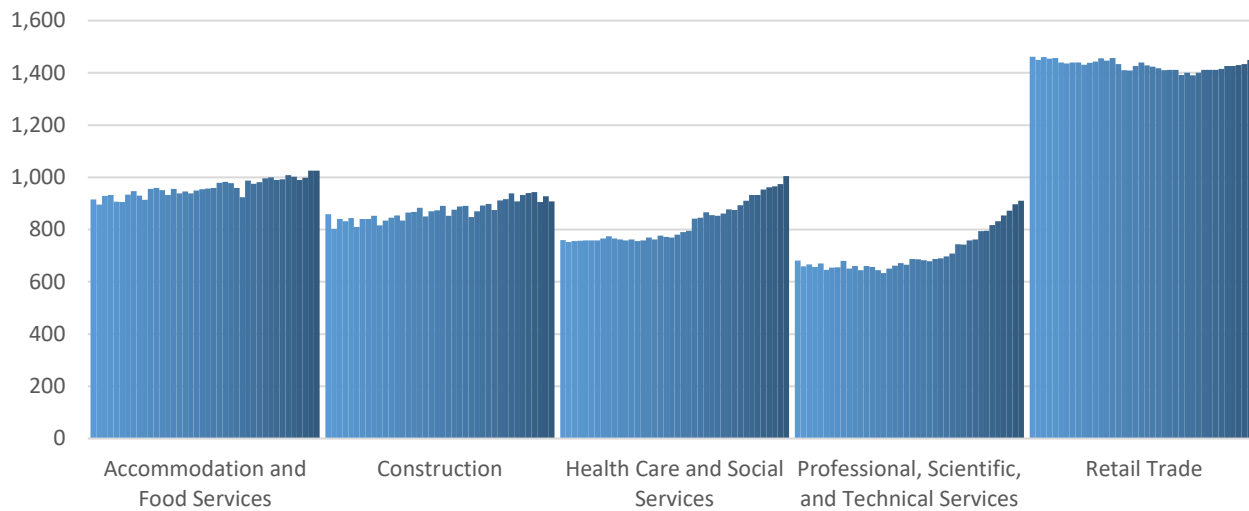
Top 5 Largest Industries by Jobs (past 10 years)



Top 5 Paying Industries by Average Weekly Wage



Top 5 Largest Industries by Establishments (past 10 years)



Source:

Quarterly Census of Employment and Wages, Indiana Dept. of Workforce Development

For more information, contact:

Cassie Janes

Regional Workforce Analyst

cjan@dw.in.gov

