

HOOSIERS BY THE NUMBERS

Your premier source for labor market information for Indiana.

INDUSTRY SECTOR SNAPSHOT

Economic Growth Region 4

Quarter 4 2022

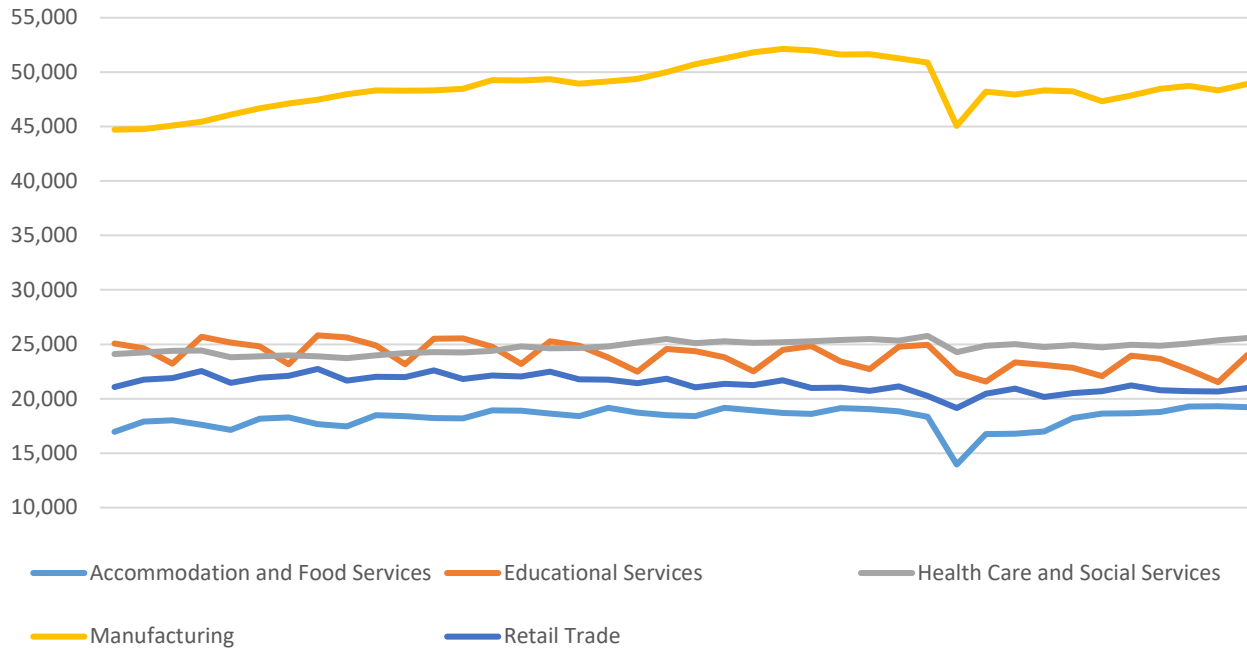
Benton, Carroll, Cass, Clinton, Fountain, Howard, Miami, Montgomery, Tippecanoe, Tipton, Warren, and White Counties

Industry	Jobs	Previous Year	Establishments	Previous Year	Average Weekly Wage	Previous Year
Total	205,505	↑ 2.78%	10,210	↑ 0.25%	\$1,036	↓ -0.58%
Accommodation and Food Services*	19,223	↑ 2.99%	988	↓ -0.20%	\$367	↑ 1.66%
Admin. & Support & Waste Mgt. & Rem. Services	9,088	↑ 17.55%	502	↑ 3.08%	\$669	↑ 0.15%
Agriculture, Forestry, Fishing and Hunting	2,588	↑ 0.58%	321	↑ 0.63%	\$1,025	↑ 4.91%
Arts, Entertainment, and Recreation*	1,417	↑ 20.19%	127	↓ -0.78%	\$364	↑ 1.39%
Construction	8,896	↑ 7.87%	941	↑ 0.32%	\$1,348	↑ 3.77%
Educational Services*	24,014	↑ 0.23%	170	↓ -4.49%	\$1,212	↑ 2.62%
Finance and Insurance	4,209	↓ -0.09%	645	↓ -20.07%	\$1,296	↓ -3.07%
Health Care and Social Services	25,577	↑ 2.43%	961	↑ 5.60%	\$1,017	↓ -8.05%
Information*	1,741	↑ 2.41%	159	↑ 7.43%	\$879	↑ 1.74%
Management of Companies and Enterprises*	211	↓ -20.38%	37	○ 0.00%	\$2,240	↓ -15.34%
Manufacturing*	48,904	↑ 2.20%	503	↓ -2.14%	\$1,360	○ 0.00%
Mining*	91	↑ 1.11%	17	↓ -5.56%	\$1,622	↓ -8.05%
Other Services (Except Public Administration)	5,723	↑ 9.51%	778	↑ 0.65%	\$703	↓ -0.28%
Professional, Scientific, and Technical Services	4,973	↑ 1.41%	851	↑ 7.18%	\$1,451	↓ -0.34%
Public Administration	9,072	↑ 0.68%	294	↑ 2.80%	\$965	↑ 1.79%
Real Estate and Rental and Leasing*	1,950	↑ 0.15%	431	↑ 3.86%	\$941	↑ 0.86%
Retail Trade	20,997	↓ -1.06%	1,426	↑ 1.06%	\$625	↑ 0.32%
Transportation & Warehousing	7,134	↓ -0.63%	507	↑ 1.20%	\$1,048	↑ 1.95%
Utilities*	423	↓ -1.86%	34	↑ 9.68%	\$1,944	↓ -1.77%
Wholesale Trade	5,291	↑ 3.95%	512	↑ 2.40%	\$1,487	↑ 4.20%

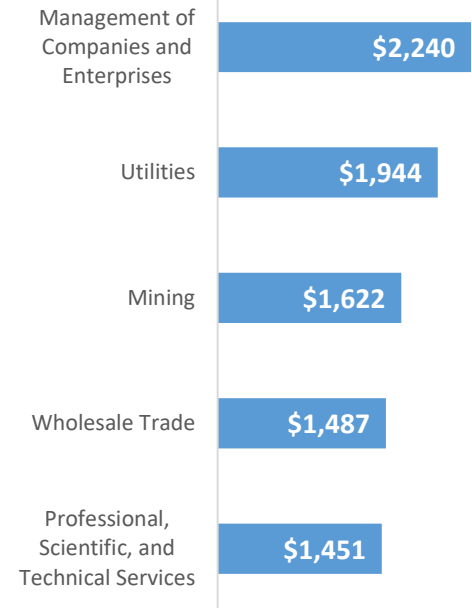
* These industries exclude county data (jobs and wages) that are not available due to non-disclosure requirements.

D = This item is not available due to non-disclosure requirements.

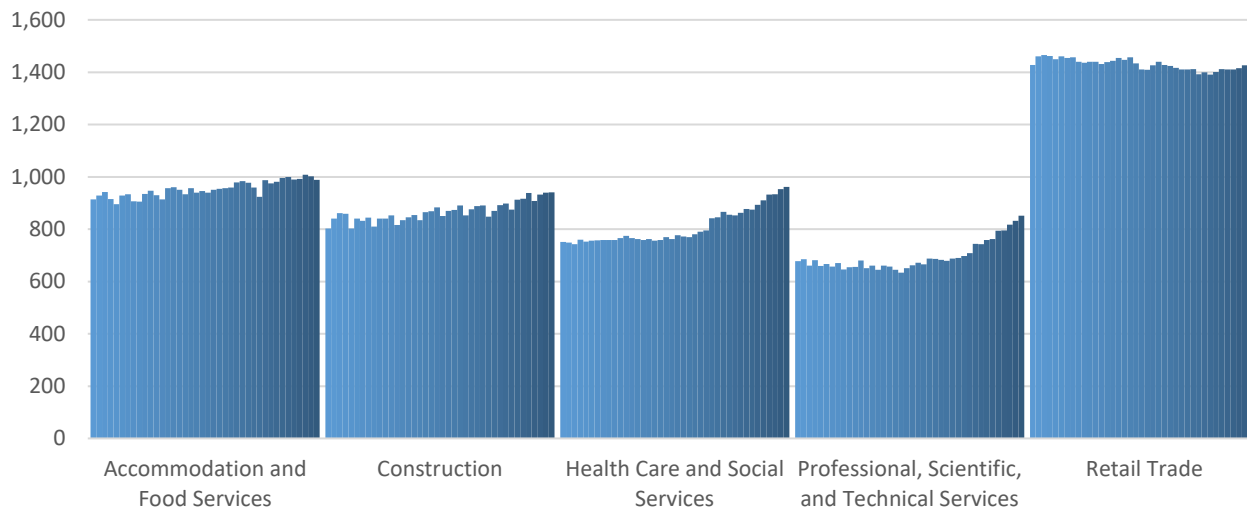
Top 5 Largest Industries by Jobs (past 10 years)



Top 5 Paying Industries by Average Weekly Wage



Top 5 Largest Industries by Establishments (past 10 years)



Source:

*Quarterly Census of Employment and Wages,
Indiana Dept. of Workforce Development*

For more information, contact:

Cassie Janes

Regional Workforce Analyst

cjan@dw.d.in.gov

