

HOOSIERS BY THE NUMBERS

Your premier source for labor market information for Indiana.

INDUSTRY SECTOR SNAPSHOT

Economic Growth Region 4

Quarter 1 2022

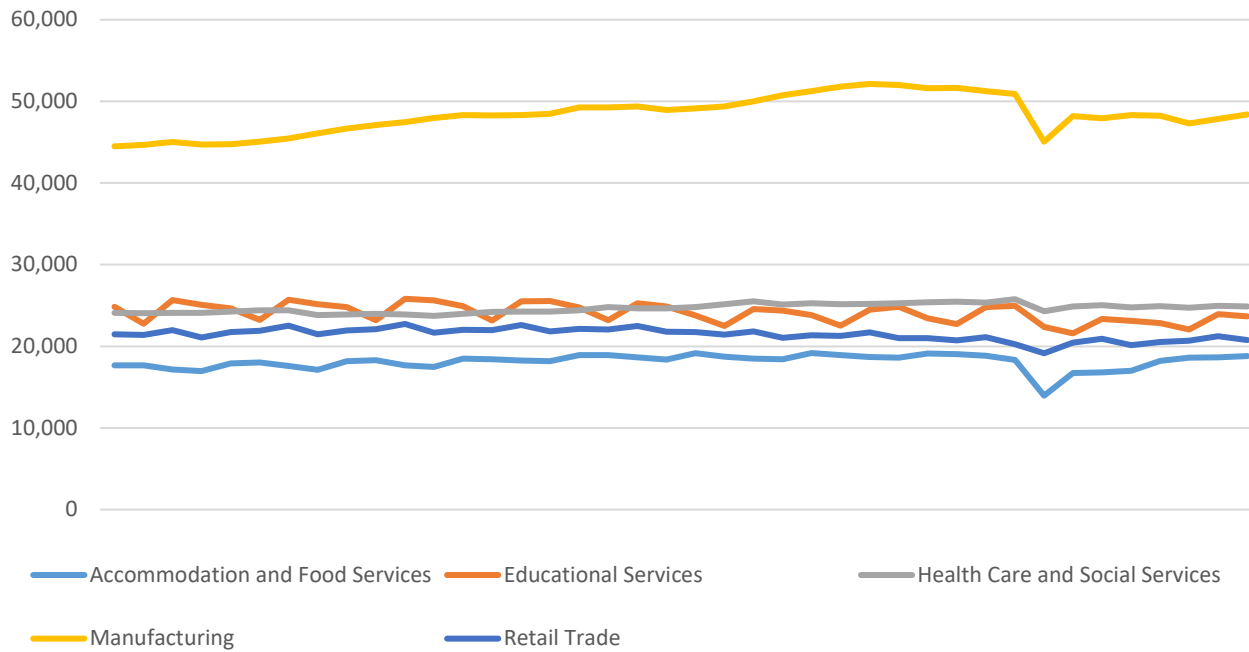
Benton, Carroll, Cass, Clinton, Fountain, Howard, Miami, Montgomery, Tippecanoe, Tipton, Warren, and White Counties

Industry	Jobs	Previous Year	Establishments	Previous Year	Average Weekly Wage	Previous Year
Total	198,772	↑ 2.79%	10,095	↑ 4.27%	\$999	↑ 9.54%
Accommodation and Food Services	18,793	↑ 10.60%	990	↑ 0.92%	\$323	↑ 6.25%
Admin. & Support & Waste Mgt. & Rem. Services	8,289	↑ 24.57%	468	↑ 3.31%	\$580	↑ 6.03%
Agriculture, Forestry, Fishing and Hunting	2,312	↓ -4.19%	306	↑ 0.99%	\$877	↑ 7.48%
Arts, Entertainment, and Recreation*	923	↑ 12.97%	124	↑ 13.76%	\$338	○ 0.00%
Construction	7,828	↑ 5.26%	905	↑ 3.43%	\$1,077	↑ 3.26%
Educational Services*	23,665	↑ 2.37%	181	↑ 0.56%	\$1,107	↑ 1.65%
Finance and Insurance	4,169	↓ -0.38%	786	↑ 24.17%	\$1,428	↑ 5.23%
Health Care and Social Services	24,880	↑ 0.48%	924	↑ 5.36%	\$999	↑ 13.14%
Information*	1,707	↑ 5.63%	150	↑ 8.70%	\$822	↑ 10.34%
Management of Companies and Enterprises*	253	↓ -9.64%	38	↑ 8.57%	\$1,539	↑ 1.92%
Manufacturing*	48,411	↑ 0.19%	511	↑ 1.79%	\$1,425	↑ 16.42%
Mining*	84	↑ 2.44%	17	○ 0.00%	\$1,171	↑ 14.13%
Other Services (Except Public Administration)	5,193	↓ -1.05%	770	↑ 0.52%	\$618	↑ 5.64%
Professional, Scientific, and Technical Services	5,011	↑ 2.50%	792	↑ 6.59%	\$1,282	↑ 14.46%
Public Administration	8,642	↓ -3.37%	292	↑ 0.34%	\$931	↑ 6.40%
Real Estate and Rental and Leasing*	1,894	↑ 2.16%	402	↑ 2.03%	\$875	↑ 12.47%
Retail Trade	20,782	↑ 3.12%	1,413	↑ 0.86%	\$602	↑ 11.07%
Transportation & Warehousing	7,010	↑ 5.10%	499	↑ 5.27%	\$897	↑ 7.81%
Utilities*	427	↓ -3.83%	33	↑ 13.79%	\$2,152	↑ 5.80%
Wholesale Trade	5,068	↑ 3.62%	494	↑ 3.13%	\$1,271	↑ 13.38%

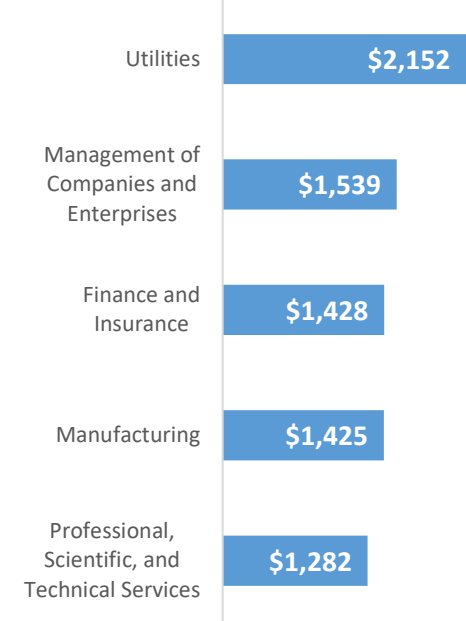
* These industries exclude county data (jobs and wages) that are not available due to non-disclosure requirements.

D = This item is not available due to non-disclosure requirements.

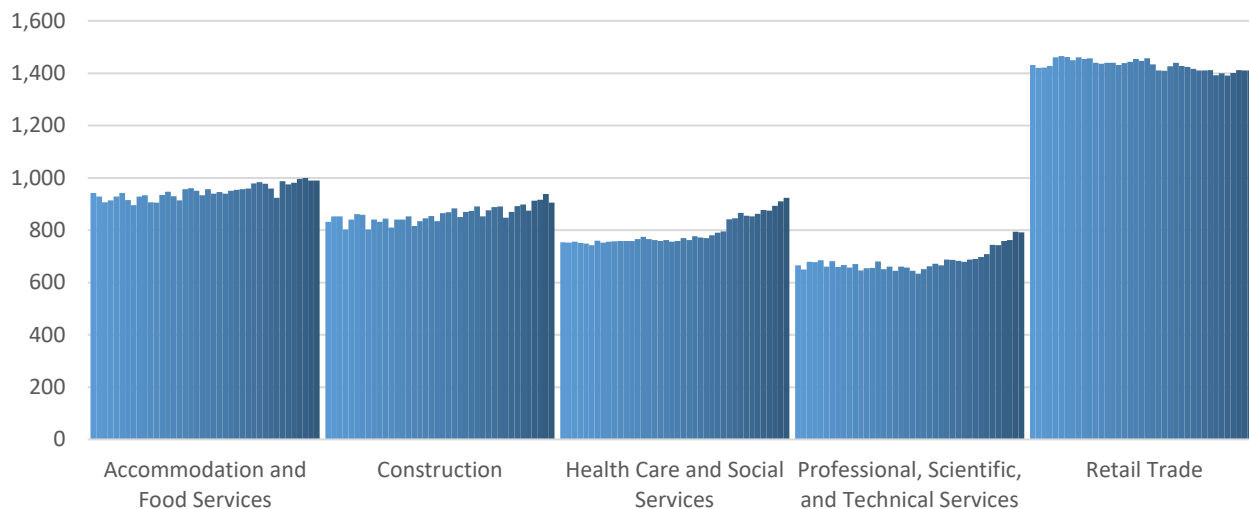
Top 5 Largest Industries by Jobs (past 10 years)



Top 5 Paying Industries by Average Weekly Wage



Top 5 Largest Industries by Establishments (past 10 years)



Source:

Quarterly Census of Employment and Wages, Indiana Dept. of Workforce Development

For more information, contact:

Cassie Janes

Regional Workforce Analyst

765.507.9710

cjan@dwf.in.gov

