



# HOOSIERS BY THE NUMBERS

Your premier source for labor market information for Indiana.



## INDUSTRY SECTOR SNAPSHOT

Quarter 3 2021

### Economic Growth Region 4

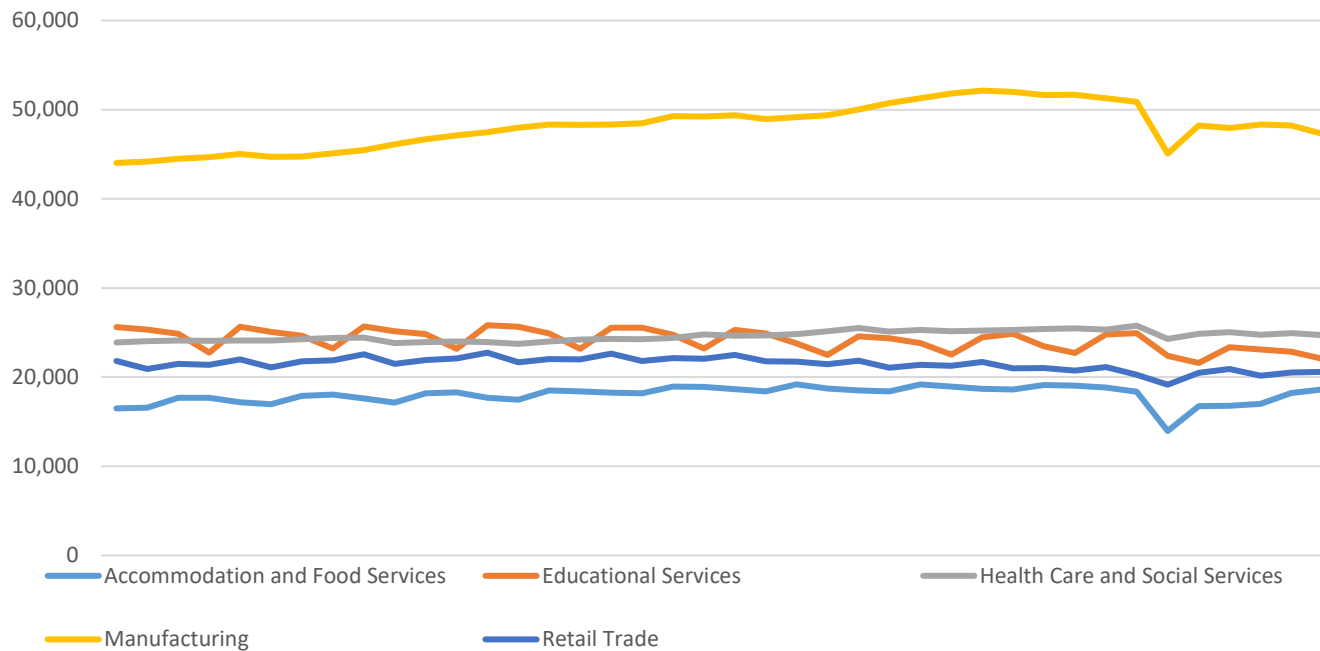
*Benton, Carroll, Cass, Clinton, Fountain, Howard, Miami, Montgomery, Tippecanoe, Tipton, Warren, and White Counties*

Industry	Jobs	Previous Year	Establishments	Previous Year	Average Weekly Wage	Previous Year
<b>Total</b>	<b>195,835</b>	<b>↑ 1.33%</b>	<b>10,018</b>	<b>↑ 4.01%</b>	<b>\$923</b>	<b>↑ 2.67%</b>
Accommodation and Food Services	18,625	↑ 11.22%	1,001	↑ 1.42%	\$345	↑ 8.15%
Admin. & Support & Waste Mgt. & Rem. Services	6,859	↑ 2.27%	476	↑ 7.94%	\$650	↑ 10.36%
Agriculture, Forestry, Fishing and Hunting	2,499	↓ -5.27%	300	↑ 3.09%	\$839	↑ 6.74%
Arts, Entertainment, and Recreation*	1,209	↑ 11.63%	121	↑ 5.22%	\$303	↑ 4.48%
Construction	8,329	↑ 5.85%	914	↑ 2.47%	\$1,134	↑ 6.58%
Educational Services*	22,062	↑ 2.21%	180	○ 0.00%	\$1,069	↓ -2.29%
Finance and Insurance	4,165	↓ -1.47%	781	↑ 21.27%	\$1,246	↑ 5.24%
Health Care and Social Services	24,705	↓ -0.67%	890	↑ 4.34%	\$942	↑ 6.20%
Information*	1,619	↑ 1.76%	147	↑ 5.76%	\$816	↑ 3.82%
Management of Companies and Enterprises*	260	↓ -9.72%	36	↑ 5.88%	\$1,441	↓ -10.99%
Manufacturing*	47,304	↓ -1.88%	508	↑ 2.01%	\$1,184	↑ 0.85%
Mining*	94	↑ 3.30%	18	↑ 5.88%	\$1,303	↓ -20.93%
Other Services (Except Public Administration)	5,206	↓ -0.44%	774	↑ 2.93%	\$660	↑ 5.94%
Professional, Scientific, and Technical Services	4,726	↑ 5.99%	760	↑ 7.34%	\$1,197	↑ 6.59%
Public Administration	9,399	↓ -0.62%	293	↓ -2.01%	\$899	↑ 5.52%
Real Estate and Rental and Leasing*	1,953	↑ 2.09%	398	↑ 1.27%	\$817	↑ 3.94%
Retail Trade	20,599	↑ 0.62%	1,410	↑ 0.71%	\$596	↑ 10.37%
Transportation & Warehousing	6,861	↑ 4.70%	497	↑ 3.97%	\$940	↑ 3.30%
Utilities*	382	↑ 0.26%	30	↑ 7.14%	\$1,847	↑ 2.16%
Wholesale Trade	5,038	↑ 1.39%	484	↑ 0.21%	\$1,165	↑ 8.88%

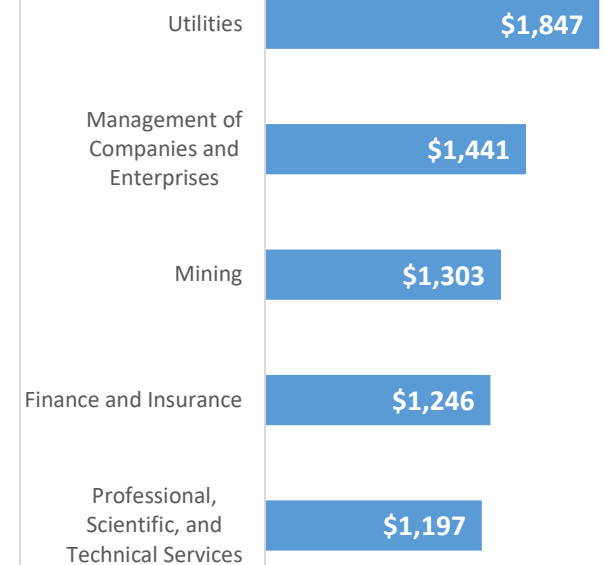
\* These industries exclude county data (jobs and wages) that are not available due to non-disclosure requirements.

D = This item is not available due to non-disclosure requirements.

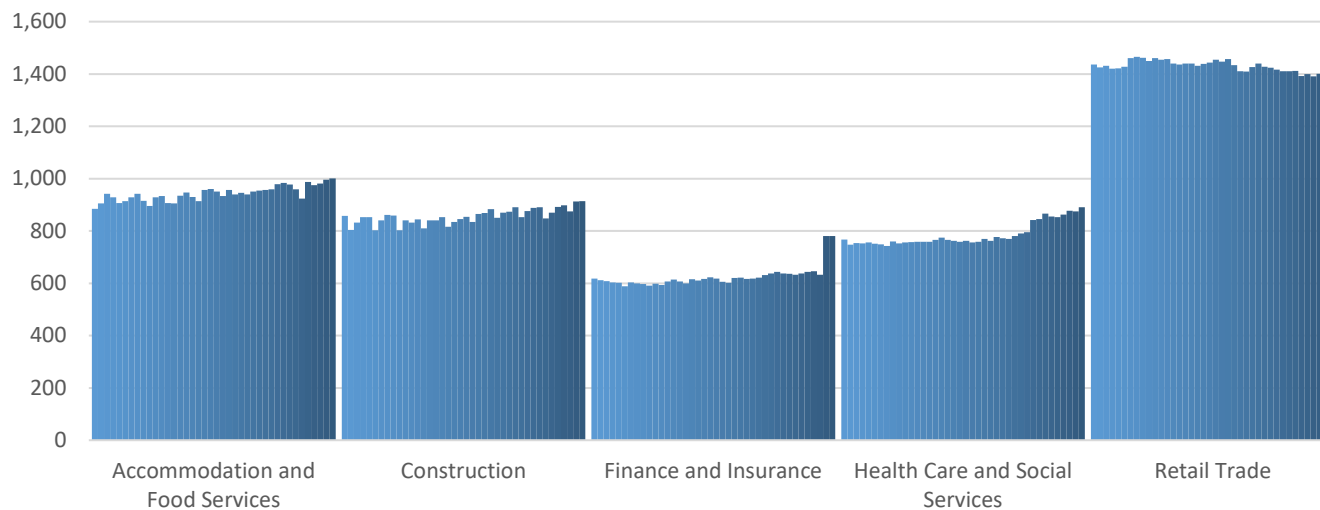
Top 5 Largest Industries by Jobs (past 10 years)



Top 5 Paying Industries by Average Weekly Wage



Top 5 Largest Industries by Establishments (past 10 years)



Source:

*Quarterly Census of Employment and Wages,  
Indiana Dept. of Workforce Development*

For more information, contact:

**Cassie Janes**

Regional Workforce Analyst

765.507.9710

[cjanes@dwd.in.gov](mailto:cjanes@dwd.in.gov)

