



HOOSIERS BY THE NUMBERS

Your premier source for labor market information for Indiana.



INDUSTRY SECTOR SNAPSHOT

Economic Growth Region 3

Quarter 2 2025

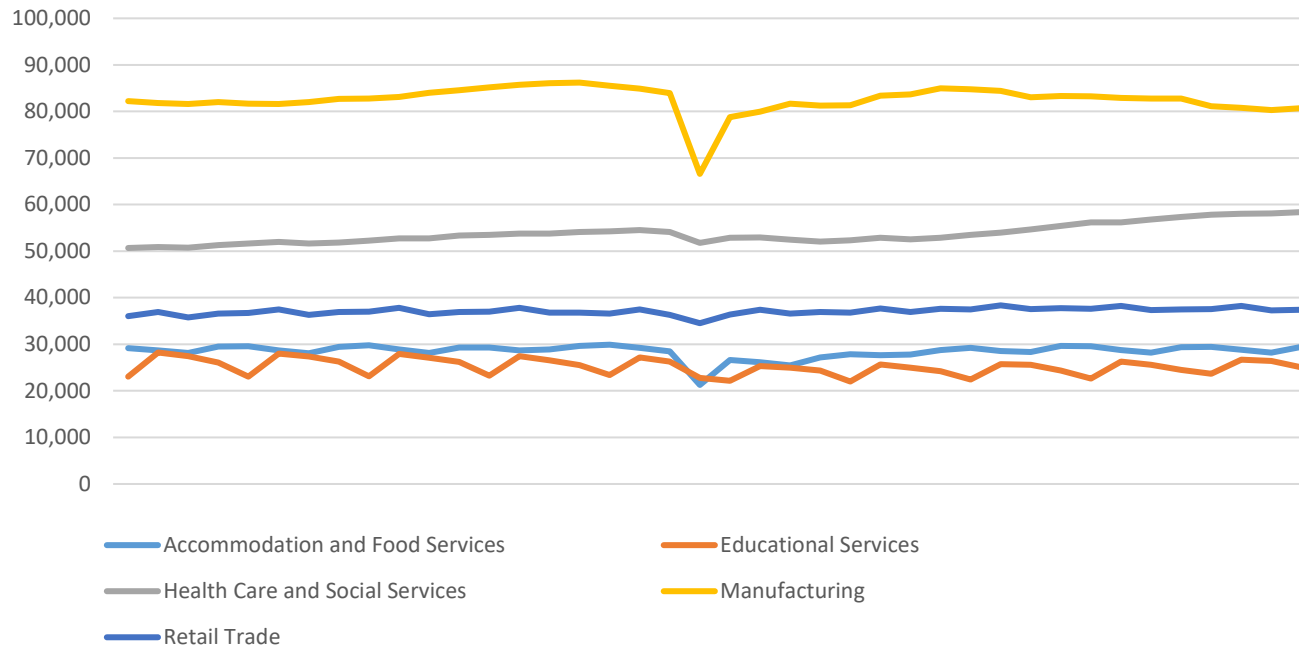
Adams, Allen, DeKalb, Grant, Huntington, LaGrange, Noble, Steuben, Wabash, Wells, and Whitley Counties

Industry	Jobs	Previous Year	Establishments	Previous Year	Average Weekly Wage	Previous Year
Total	361,741	↑ 0.22%	18,383	↑ 1.57%	\$1,080	↑ 3.75%
Accommodation and Food Services	29,438	↑ 0.30%	1,548	↑ 2.11%	\$409	↑ 2.00%
Admin. & Support & Waste Mgt. & Rem. Services	16,295	↑ 4.39%	998	↑ 0.40%	\$829	↑ 3.11%
Agriculture, Forestry, Fishing and Hunting	2,260	↑ 4.29%	299	↑ 3.10%	\$882	↑ 0.34%
Arts, Entertainment, and Recreation*	4,210	↑ 4.16%	250	↑ 2.88%	\$433	↑ 3.59%
Construction	18,908	↑ 4.08%	1,851	↑ 1.54%	\$1,392	↑ 5.78%
Educational Services	25,032	↑ 2.08%	409	↑ 4.07%	\$886	↑ 2.55%
Finance and Insurance	10,868	↓ -3.47%	1,173	↑ 1.12%	\$1,611	↑ 8.85%
Health Care and Social Services	58,385	↑ 1.80%	1,682	↑ 6.39%	\$1,166	↑ 2.73%
Information	3,233	↓ -4.74%	240	↑ 1.69%	\$1,148	↑ 6.49%
Management of Companies and Enterprises*	3,084	↑ 0.33%	116	↓ -1.69%	\$1,923	↓ -1.79%
Manufacturing	80,727	↓ -2.48%	1,367	↓ -1.51%	\$1,323	↑ 5.76%
Mining*	176	↑ 70.87%	29	↓ -6.45%	\$1,570	↑ 19.30%
Other Services (Except Public Administration)	11,500	↑ 0.56%	1,439	↑ 0.63%	\$725	↑ 3.87%
Professional, Scientific, and Technical Services	10,502	↑ 3.46%	1,697	↑ 4.88%	\$1,579	↑ 0.19%
Public Administration	11,821	↑ 1.69%	227	↑ 1.79%	\$1,093	↑ 2.73%
Real Estate and Rental and Leasing	3,756	↑ 2.99%	763	↑ 0.53%	\$967	↑ 3.64%
Retail Trade	37,419	↓ -0.15%	2,358	↓ -0.25%	\$713	↑ 2.44%
Transportation & Warehousing	18,050	↓ -2.16%	744	↓ -3.00%	\$1,103	↑ 2.41%
Utilities*	1,031	↓ -7.62%	60	↑ 3.45%	\$1,867	↑ 5.18%
Wholesale Trade	14,549	↓ -0.22%	1,133	↑ 2.44%	\$1,360	↑ 3.74%

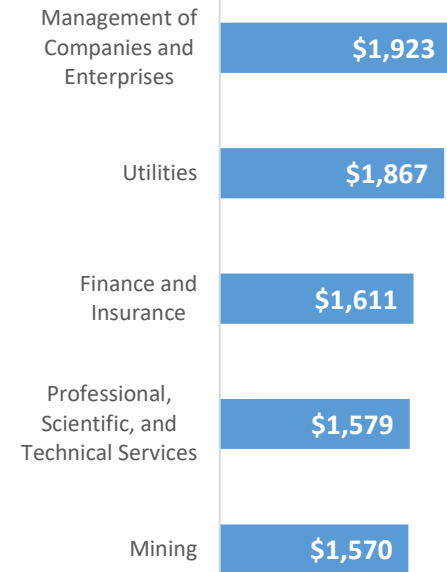
* These industries exclude county data (jobs and wages) that are not available due to non-disclosure requirements.

D = This item is not available due to non-disclosure requirements.
Indiana Department of Workforce Development

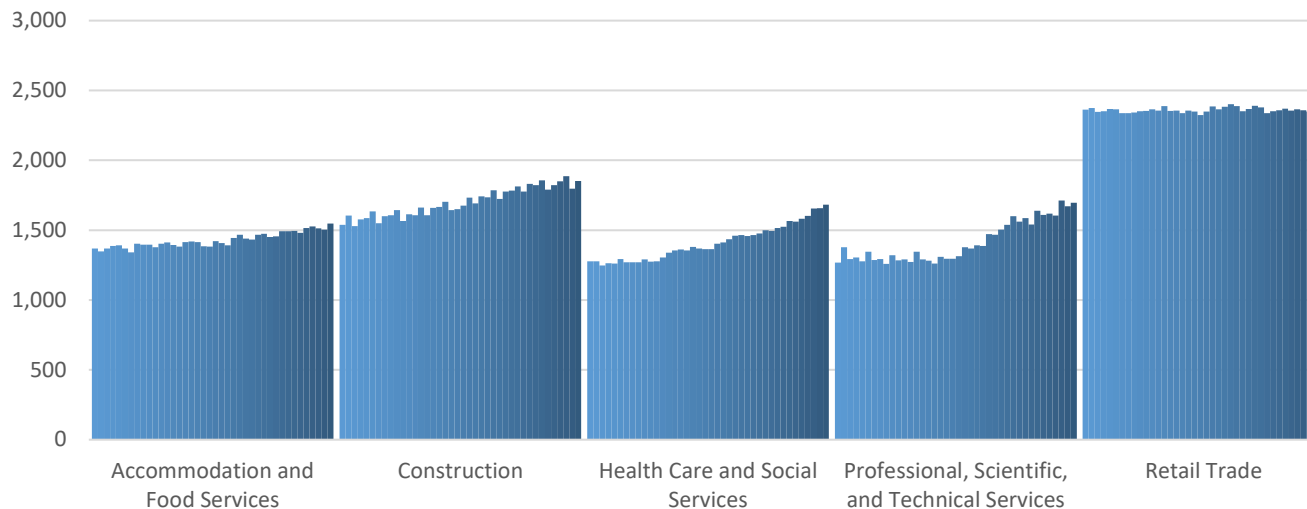
Top 5 Largest Industries by Jobs (past 10 years)



Top 5 Paying Industries by Average Weekly Wage



Top 5 Largest Industries by Establishments (past 10 years)



Source:

Quarterly Census of Employment and Wages,
Indiana Dept. of Workforce Development

For more information, contact:

Kathy Jaworski

Senior Regional Workforce Analyst

kjaworski@dwd.in.gov

