

HOOSIERS BY THE NUMBERS

Your premier source for labor market information for Indiana.

INDUSTRY SECTOR SNAPSHOT

Economic Growth Region 3

Quarter 1 2024

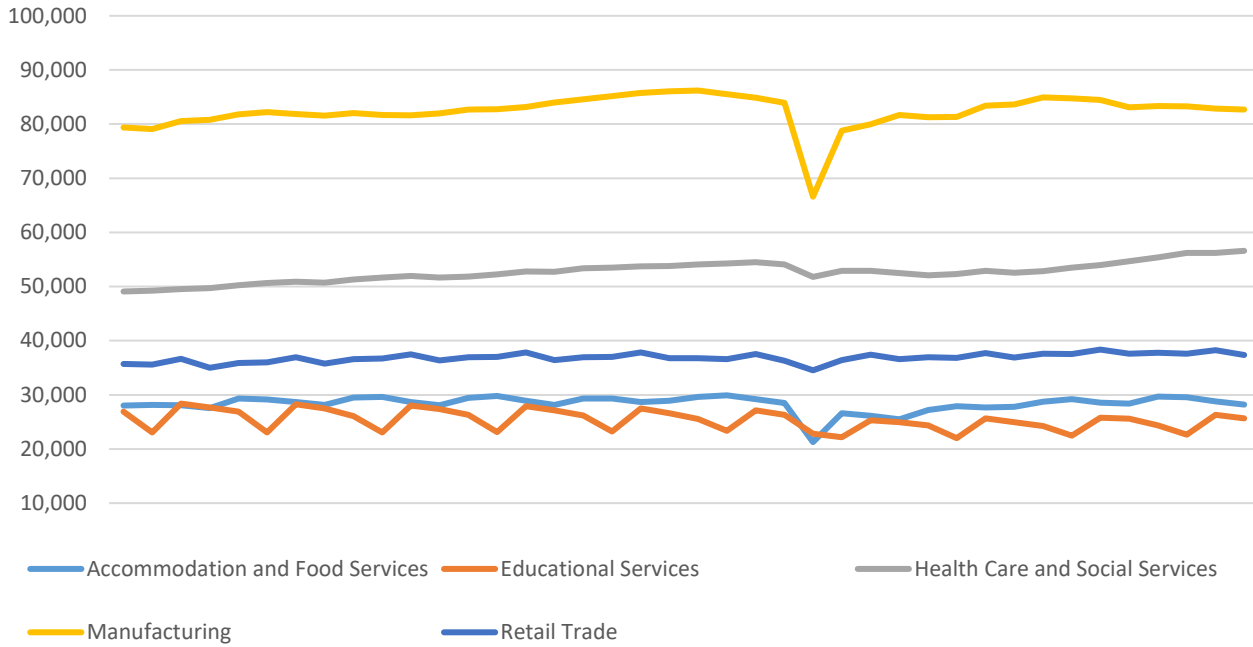
Adams, Allen, DeKalb, Grant, Huntington, LaGrange, Noble, Steuben, Wabash, Wells, and Whitley Counties

Industry	Jobs	Previous Year	Establishments	Previous Year	Average Weekly Wage	Previous Year
Total	355,758	↑ 0.16%	17,867	↑ 1.63%	\$1,149	↑ 3.98%
Accommodation and Food Services	28,208	↓ -0.56%	1,481	↑ 1.72%	\$403	↑ 3.07%
Admin. & Support & Waste Mgt. & Rem. Services	14,789	↓ -11.29%	947	↑ 4.87%	\$811	↑ 7.13%
Agriculture, Forestry, Fishing and Hunting	2,110	↑ 1.01%	290	↑ 1.75%	\$874	↑ 5.81%
Arts, Entertainment, and Recreation*	3,060	↑ 13.42%	227	↑ 1.79%	\$492	↓ -0.61%
Construction	16,820	↑ 2.39%	1,794	↑ 1.01%	\$1,409	↑ 8.97%
Educational Services	25,636	↑ 0.15%	395	↑ 2.86%	\$898	↑ 6.40%
Finance and Insurance	11,190	↓ -1.82%	1,162	↑ 2.65%	\$1,871	↑ 7.65%
Health Care and Social Services	56,599	↑ 3.54%	1,539	↑ 3.01%	\$1,300	↑ 3.09%
Information	3,448	↓ -2.93%	242	↑ 0.83%	\$1,184	↑ 4.96%
Management of Companies and Enterprises*	3,032	↑ 6.09%	111	↓ -2.63%	\$2,505	↓ -5.65%
Manufacturing	82,698	↓ -0.46%	1,386	↑ 0.29%	\$1,428	↑ 3.18%
Mining*	159	↓ -13.59%	31	○ 0.00%	\$1,326	↑ 2.00%
Other Services (Except Public Administration)	11,196	↑ 2.58%	1,423	↑ 0.21%	\$719	↑ 6.20%
Professional, Scientific, and Technical Services	10,163	↑ 1.95%	1,611	↑ 3.20%	\$1,486	↑ 5.32%
Public Administration	11,035	↑ 2.62%	224	↓ -0.88%	\$1,122	↑ 7.57%
Real Estate and Rental and Leasing*	3,482	↑ 0.37%	741	↑ 1.09%	\$989	↑ 2.91%
Retail Trade	37,367	↓ -0.59%	2,363	↑ 1.07%	\$735	↑ 1.66%
Transportation & Warehousing	18,754	↓ -0.16%	752	↓ -1.96%	\$1,102	↑ 1.57%
Utilities*	958	↑ 2.35%	56	↓ -3.45%	\$2,119	↓ -2.80%
Wholesale Trade	14,408	↓ -1.42%	1,092	↑ 3.31%	\$1,446	↑ 1.05%

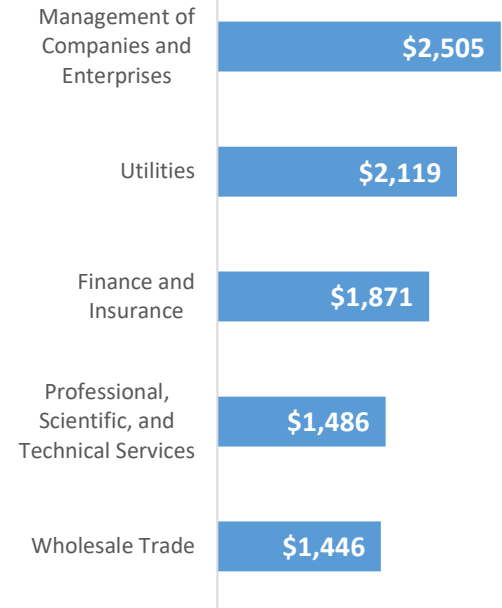
* These industries exclude county data (jobs and wages) that are not available due to non-disclosure requirements.

D = This item is not available due to non-disclosure requirements.

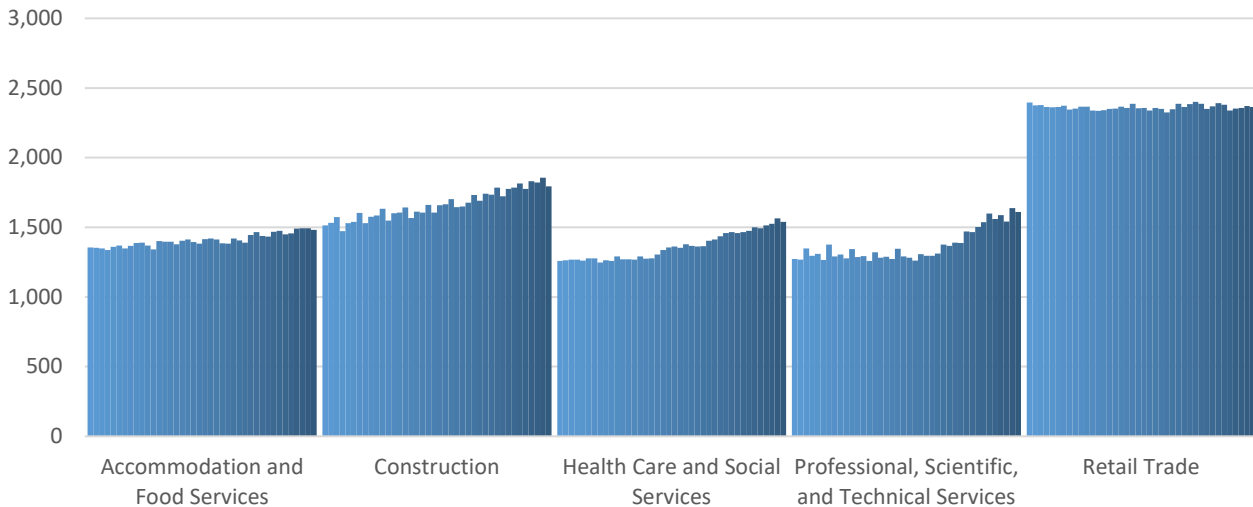
Top 5 Largest Industries by Jobs (past 10 years)



Top 5 Paying Industries by Average Weekly Wage



Top 5 Largest Industries by Establishments (past 10 years)



Source:
*Quarterly Census of Employment and Wages,
 Indiana Dept. of Workforce Development*

For more information, contact:
Alex Corn, MPA
 Senior Regional Workforce Analyst
 (260) 255-5098
dcorn@dwd.in.gov

