



# HOOSIERS BY THE NUMBERS

Your premier source for labor market information for Indiana.



## INDUSTRY SECTOR SNAPSHOT

### Economic Growth Region 3

Quarter 4 2022

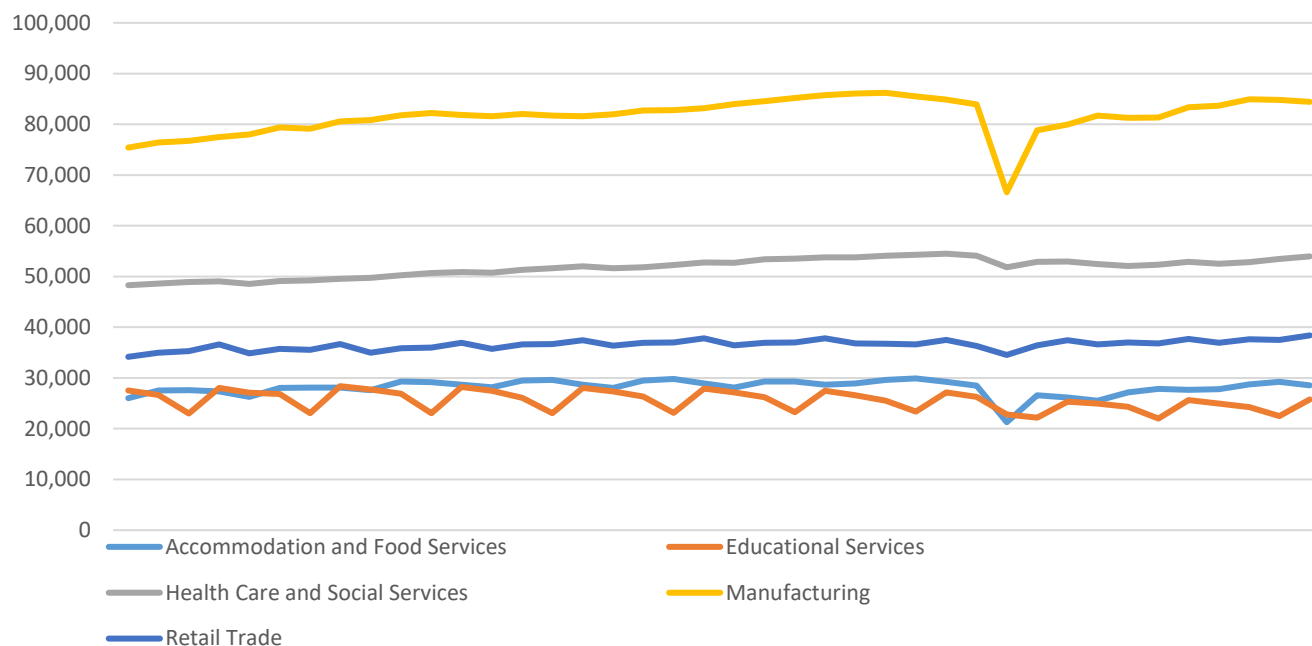
Adams, Allen, DeKalb, Grant, Huntington, LaGrange, Noble, Steuben, Wabash, Wells, and Whitley Counties

Industry	Jobs	Previous Year	Establishments	Previous Year	Average Weekly Wage	Previous Year
<b>Total</b>	<b>360,204</b>	<b>↑ 2.40%</b>	<b>17,933</b>	<b>↑ 2.56%</b>	<b>\$1,037</b>	<b>↓ -1.98%</b>
Accommodation and Food Services	28,565	↑ 3.18%	1,446	↑ 0.49%	\$392	↑ 3.16%
Admin. & Support & Waste Mgt. & Rem. Services	18,198	↑ 3.56%	953	↑ 4.96%	\$767	↓ -0.65%
Agriculture, Forestry, Fishing and Hunting	2,113	↑ 9.48%	291	↑ 3.56%	\$965	↑ 9.91%
Arts, Entertainment, and Recreation*	3,106	↓ -1.21%	234	↑ 3.08%	\$461	↑ 1.10%
Construction	17,078	↑ 3.86%	1,812	↑ 1.51%	\$1,353	↑ 2.19%
Educational Services	25,753	↑ 0.44%	382	↑ 2.14%	\$799	↓ -5.89%
Finance and Insurance	11,702	↑ 1.08%	1,140	↑ 0.53%	\$1,405	↓ -6.08%
Health Care and Social Services	53,945	↑ 1.95%	1,500	↑ 2.39%	\$1,133	↓ -4.87%
Information	3,497	↓ -7.41%	235	↑ 7.80%	\$1,054	↑ 6.14%
Management of Companies and Enterprises*	2,835	↓ -0.67%	117	↑ 2.63%	\$2,021	↓ -3.99%
Manufacturing	84,437	↑ 1.28%	1,403	↑ 2.04%	\$1,269	↓ -2.38%
Mining*	186	↑ 53.72%	30	○ 0.00%	\$1,376	↓ -4.58%
Other Services (Except Public Administration)	10,670	↑ 4.32%	1,422	↑ 1.94%	\$676	↑ 0.60%
Professional, Scientific, and Technical Services	9,990	↑ 6.21%	1,599	↑ 8.70%	\$1,489	↑ 7.51%
Public Administration	11,210	↑ 0.91%	292	↓ -0.34%	\$989	↑ 0.30%
Real Estate and Rental and Leasing*	3,486	↑ 3.26%	780	↑ 5.26%	\$997	↓ -4.41%
Retail Trade	38,389	↑ 1.84%	2,374	↓ -0.59%	\$699	↓ -0.85%
Transportation & Warehousing	18,968	↑ 6.51%	784	↑ 1.03%	\$1,075	↓ -2.98%
Utilities*	977	↓ -3.17%	56	↑ 5.66%	\$1,699	↓ -0.18%
Wholesale Trade	14,539	↑ 7.05%	1,080	↑ 6.09%	\$1,405	↓ -2.84%

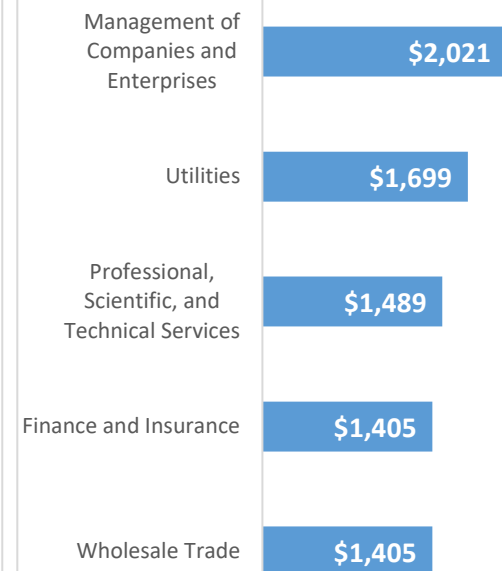
\* These industries exclude county data (jobs and wages) that are not available due to non-disclosure requirements.

D = This item is not available due to non-disclosure requirements.

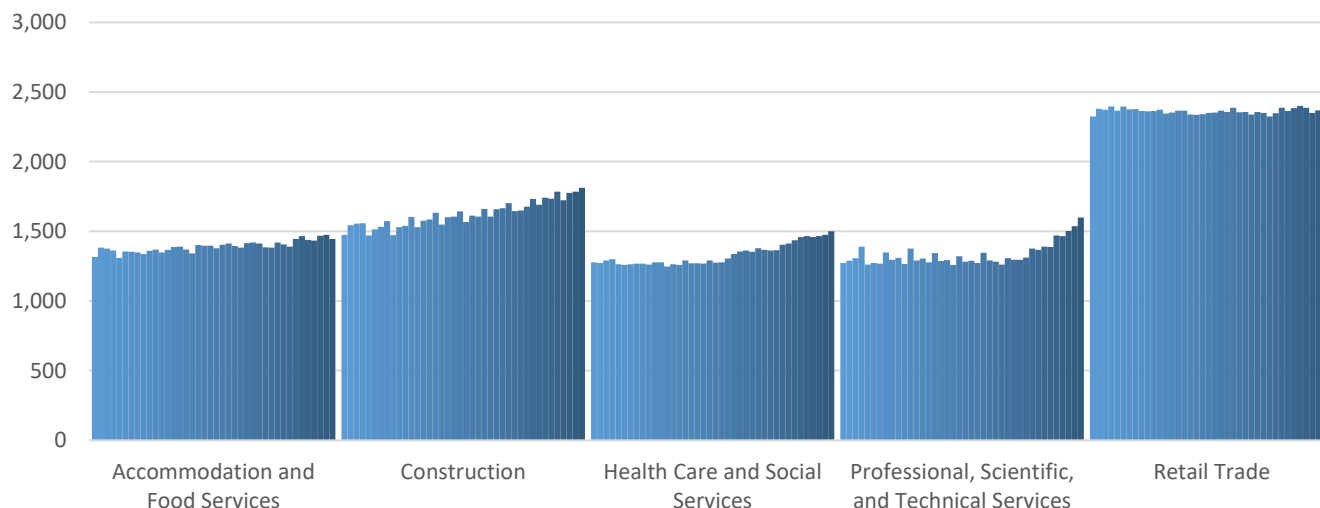
### Top 5 Largest Industries by Jobs (past 10 years)



### Top 5 Paying Industries by Average Weekly Wage



### Top 5 Largest Industries by Establishments (past 10 years)



Source:

*Quarterly Census of Employment and Wages,  
Indiana Dept. of Workforce Development*

For more information, contact:

**Alex Corn**

Regional Workforce Analyst

(260) 255-5098

[dcorn@dwd.in.gov](mailto:dcorn@dwd.in.gov)

