



HOOSIERS BY THE NUMBERS

Your premier source for labor market information for Indiana.



INDUSTRY SECTOR SNAPSHOT

Economic Growth Region 3

Quarter 2 2022

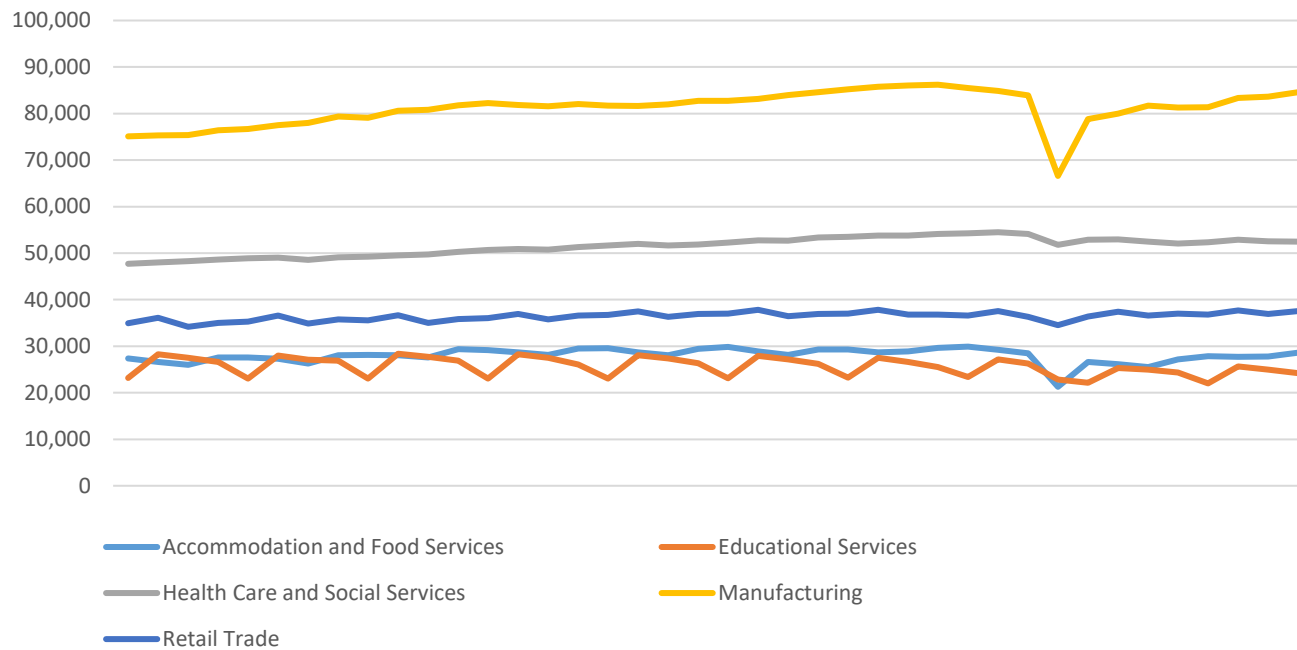
Adams, Allen, DeKalb, Grant, Huntington, LaGrange, Noble, Steuben, Wabash, Wells, and Whitley Counties

Industry	Jobs	Previous Year	Establishments	Previous Year	Average Weekly Wage	Previous Year
Total	355,609	↑ 3.84%	17,568	↑ 2.55%	\$979	↑ 4.04%
Accommodation and Food Services	28,630	↑ 5.39%	1,461	↑ 1.18%	\$372	↑ 7.51%
Admin. & Support & Waste Mgt. & Rem. Services	18,479	↑ 19.15%	928	↑ 6.30%	\$711	↑ 7.08%
Agriculture, Forestry, Fishing and Hunting*	1,944	↑ 0.67%	286	↑ 0.70%	\$797	↑ 8.88%
Arts, Entertainment, and Recreation	3,809	↑ 5.28%	232	↓ -0.85%	\$405	↑ 11.26%
Construction	16,716	↑ 3.27%	1,769	↑ 1.61%	\$1,184	↑ 7.64%
Educational Services	24,235	↓ -0.45%	390	↑ 5.41%	\$837	↓ -0.36%
Finance and Insurance	11,661	↑ 1.03%	1,119	↓ -1.15%	\$1,386	↑ 3.05%
Health Care and Social Services	52,458	↑ 0.72%	1,461	↑ 1.74%	\$1,101	↑ 0.09%
Information	3,670	↓ -4.58%	222	↑ 4.72%	\$1,012	↑ 12.69%
Management of Companies and Enterprises*	2,783	↓ -2.96%	115	↑ 5.50%	\$2,003	↑ 4.32%
Manufacturing	84,625	↑ 4.11%	1,385	↑ 2.90%	\$1,196	↑ 5.75%
Mining*	187	↑ 65.49%	31	○ 0.00%	\$1,452	↓ -13.00%
Other Services (Except Public Administration)	10,554	↑ 5.58%	1,411	↑ 1.36%	\$630	↑ 7.14%
Professional, Scientific, and Technical Services	9,499	↑ 3.13%	1,496	↑ 7.55%	\$1,281	↑ 10.91%
Public Administration	11,363	↑ 0.71%	296	↓ -2.31%	\$953	↑ 4.73%
Real Estate and Rental and Leasing*	3,420	↑ 2.58%	734	↑ 5.31%	\$902	↓ -1.31%
Retail Trade	37,527	↑ 1.51%	2,368	↓ -0.67%	\$676	↑ 3.36%
Transportation & Warehousing	18,440	↑ 12.18%	768	↑ 5.79%	\$1,021	↑ 4.50%
Utilities*	1,013	↓ -1.94%	55	↑ 5.77%	\$1,564	↑ 6.98%
Wholesale Trade	14,042	↑ 6.54%	1,041	↑ 6.88%	\$1,221	↑ 4.99%

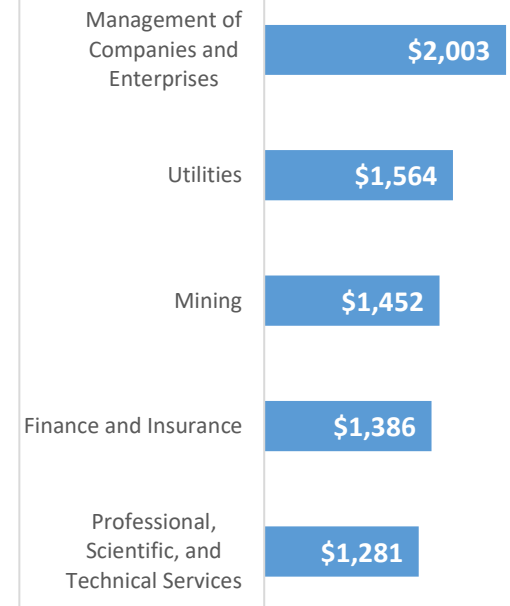
* These industries exclude county data (jobs and wages) that are not available due to non-disclosure requirements.

D = This item is not available due to non-disclosure requirements.

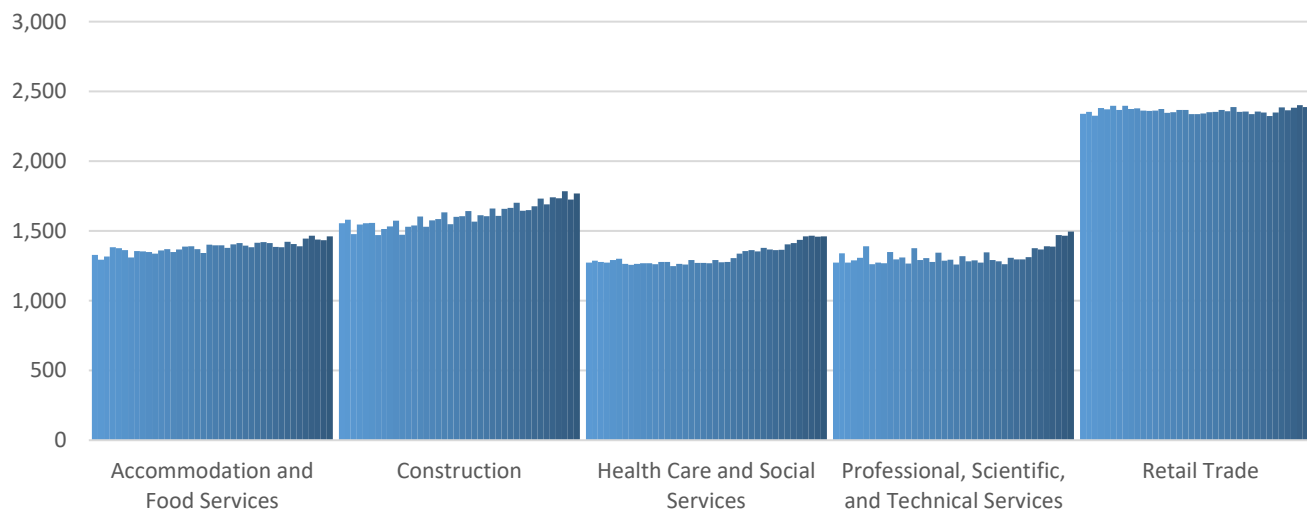
Top 5 Largest Industries by Jobs (past 10 years)



Top 5 Paying Industries by Average Weekly Wage



Top 5 Largest Industries by Establishments (past 10 years)



Source:

*Quarterly Census of Employment and Wages,
Indiana Dept. of Workforce Development*

For more information, contact:

Alex Corn

Regional Workforce Analyst

(260) 255-5098

dcorn@dwd.in.gov

