



HOOSIERS BY THE NUMBERS

Your premier source for labor market information for Indiana.



INDUSTRY SECTOR SNAPSHOT

Quarter 3 2021

Economic Growth Region 3

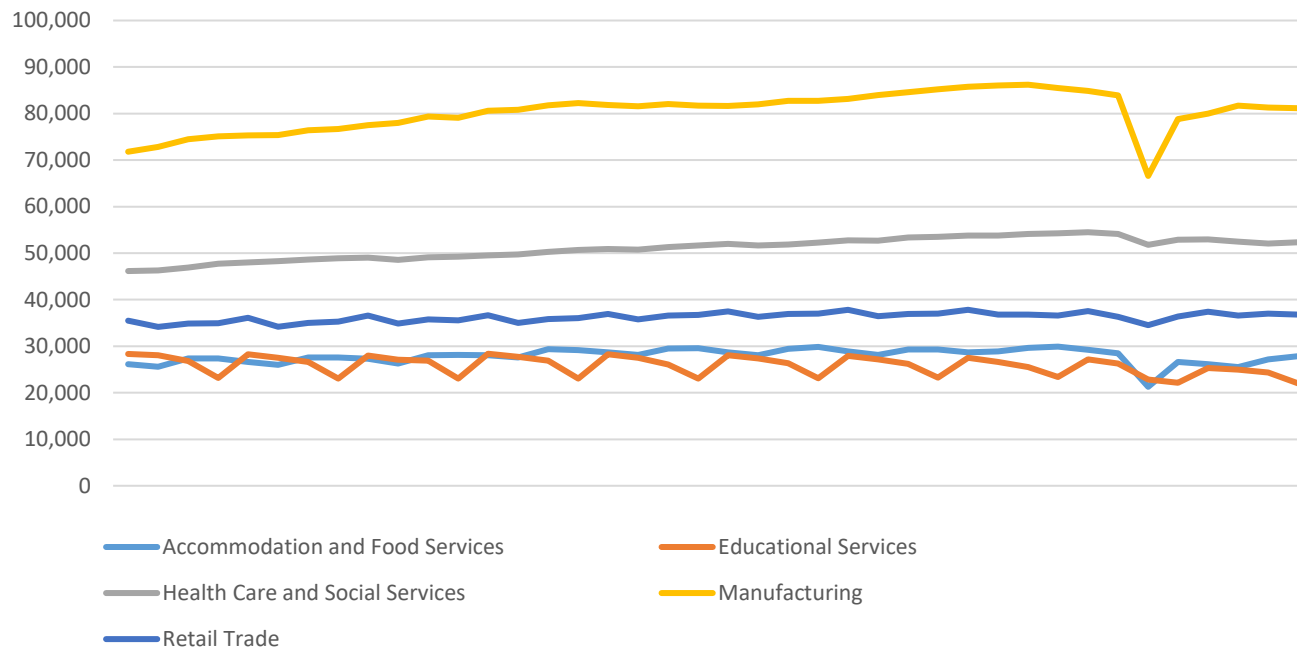
Adams, Allen, DeKalb, Grant, Huntington, LaGrange, Noble, Steuben, Wabash, Wells, and Whitley Counties

Industry	Jobs	Previous Year	Establishments	Previous Year	Average Weekly Wage	Previous Year
Total	342,932	↑ 1.85%	17,168	↑ 2.99%	\$971	↑ 10.72%
Accommodation and Food Services	27,866	↑ 4.79%	1,465	↑ 3.10%	\$363	↑ 14.15%
Admin. & Support & Waste Mgt. & Rem. Services	16,669	↑ 7.45%	873	↑ 2.83%	\$1,113	↑ 81.27%
Agriculture, Forestry, Fishing and Hunting*	1,956	↓ -0.25%	281	↑ 6.04%	\$744	↑ 5.08%
Arts, Entertainment, and Recreation	3,955	↑ 17.46%	232	↑ 0.43%	\$369	↑ 1.65%
Construction	16,656	↑ 2.94%	1,735	↑ 3.52%	\$1,152	↑ 4.44%
Educational Services	22,005	↓ -0.69%	369	↑ 2.50%	\$789	↑ 0.90%
Finance and Insurance	11,560	↓ -0.30%	1,120	↑ 1.91%	\$1,310	↑ 2.18%
Health Care and Social Services	52,325	↓ -1.07%	1,455	↑ 6.67%	\$1,113	↑ 17.78%
Information	3,894	↑ 4.51%	206	↑ 3.00%	\$903	↓ -2.80%
Management of Companies and Enterprises*	2,904	↑ 6.53%	111	↑ 7.77%	\$1,775	↑ 9.98%
Manufacturing	81,140	↑ 2.98%	1,356	↑ 1.57%	\$1,146	↑ 5.82%
Mining*	102	↓ -40.00%	31	↓ -3.13%	\$1,580	↑ 20.52%
Other Services (Except Public Administration)	10,026	↑ 3.20%	1,383	↓ -0.14%	\$610	↑ 9.32%
Professional, Scientific, and Technical Services	9,021	↑ 3.11%	1,388	↑ 5.71%	\$1,180	↑ 5.36%
Public Administration	11,342	↓ -2.89%	304	↓ -1.94%	\$925	↑ 6.08%
Real Estate and Rental and Leasing	3,423	↑ 2.00%	695	↑ 0.87%	\$895	↑ 3.71%
Retail Trade	36,798	↑ 1.07%	2,398	↑ 2.13%	\$650	↑ 10.36%
Transportation & Warehousing	16,402	↑ 0.10%	730	↑ 3.25%	\$1,009	↑ 11.62%
Utilities*	1,028	↓ -0.96%	52	↓ -3.70%	\$1,616	↑ 4.87%
Wholesale Trade	13,323	↑ 1.08%	983	↑ 5.81%	\$1,225	↑ 11.36%

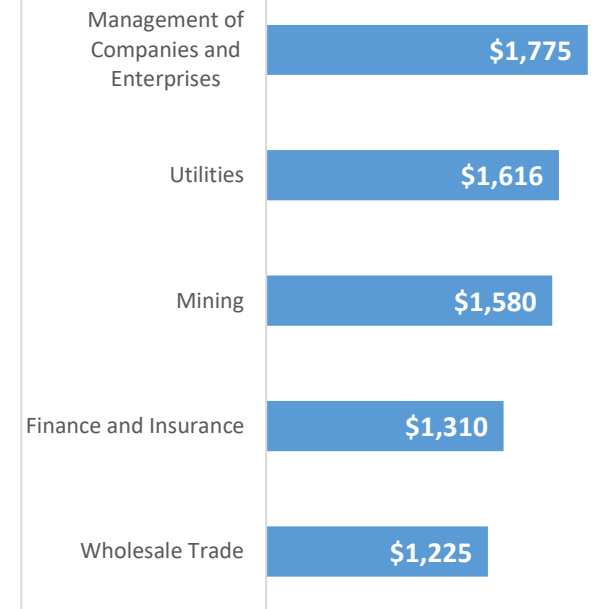
* These industries exclude county data (jobs and wages) that are not available due to non-disclosure requirements.

D = This item is not available due to non-disclosure requirements.

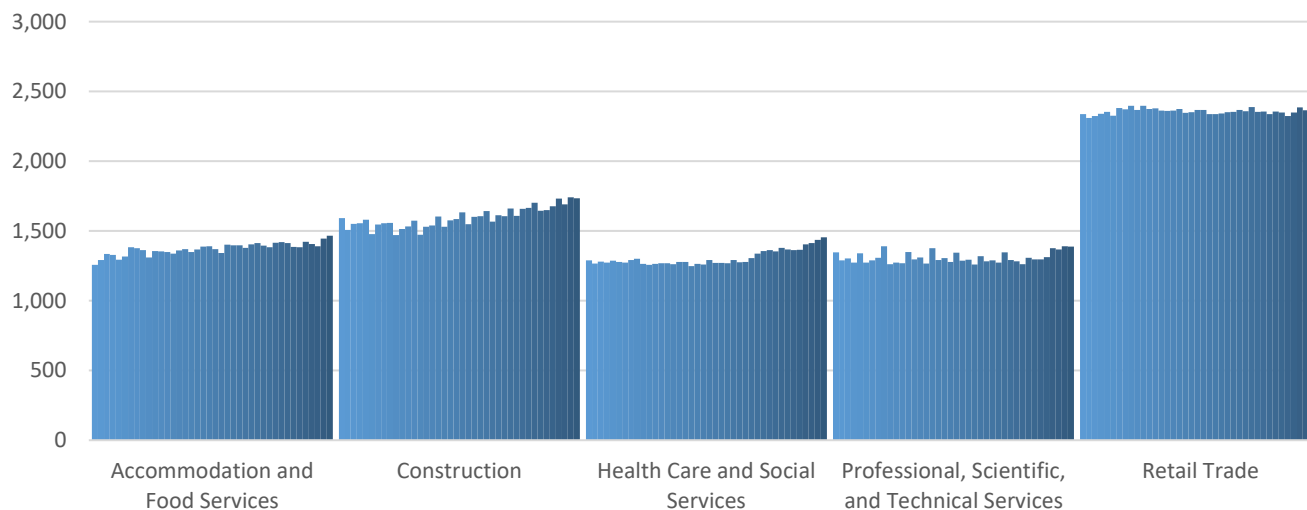
Top 5 Largest Industries by Jobs (past 10 years)



Top 5 Paying Industries by Average Weekly Wage



Top 5 Largest Industries by Establishments (past 10 years)



Source:

*Quarterly Census of Employment and Wages,
Indiana Dept. of Workforce Development*

For more information, contact:

Alex Corn

Regional Workforce Analyst

(260) 255-5098

dcorn@dwd.in.gov

