



INDUSTRY SECTOR SNAPSHOT

Quarter 2 2021

Economic Growth Region 3

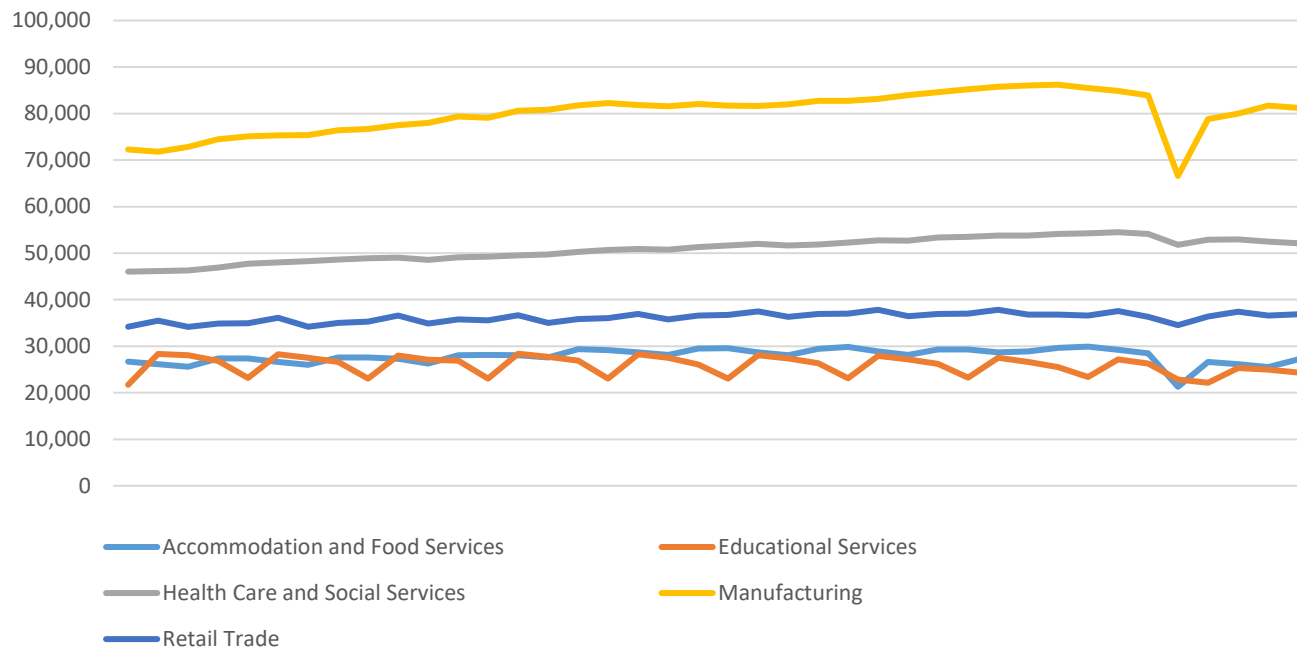
Adams, Allen, DeKalb, Grant, Huntington, LaGrange, Noble, Steuben, Wabash, Wells, and Whitley Counties

Industry	Jobs	Previous Year	Establishments	Previous Year	Average Weekly Wage	Previous Year
Total	342,188	↑ 10.72%	17,121	↑ 3.97%	\$941	↑ 7.30%
Accommodation and Food Services	27,162	↑ 27.68%	1,445	↑ 4.48%	\$346	↑ 10.90%
Admin. & Support & Waste Mgt. & Rem. Services	15,383	↑ 16.85%	872	↑ 6.99%	\$666	↑ 7.07%
Agriculture, Forestry, Fishing and Hunting*	1,929	↓ -5.72%	283	↑ 8.85%	\$731	↑ 5.64%
Arts, Entertainment, and Recreation*	3,618	↑ 45.01%	235	↑ 4.91%	\$364	↓ -11.65%
Construction	16,152	↑ 3.68%	1,737	↑ 5.27%	\$1,101	↑ 2.80%
Educational Services	24,345	↑ 6.76%	370	↑ 5.41%	\$840	↑ 5.53%
Finance and Insurance	11,561	↓ -0.15%	1,128	↑ 2.36%	\$1,345	↑ 3.14%
Health Care and Social Services	52,108	↑ 0.59%	1,436	↑ 5.36%	\$1,099	↑ 11.12%
Information	3,846	↑ 0.84%	212	↑ 7.07%	\$898	↓ -1.54%
Management of Companies and Enterprises*	2,865	↑ 9.35%	108	↑ 5.88%	\$1,921	↑ 18.58%
Manufacturing	81,224	↑ 21.97%	1,346	↑ 1.82%	\$1,131	↑ 11.98%
Mining*	113	↓ -33.53%	31	↓ -3.13%	\$1,669	↑ 29.58%
Other Services (Except Public Administration)	9,994	↑ 24.86%	1,392	↑ 1.53%	\$588	↑ 1.38%
Professional, Scientific, and Technical Services	9,215	↑ 7.97%	1,392	↑ 7.41%	\$1,155	↑ 3.77%
Public Administration	11,283	↑ 2.84%	303	↓ -0.66%	\$910	↓ -1.52%
Real Estate and Rental and Leasing	3,359	↑ 3.64%	703	↑ 2.63%	\$916	↑ 11.98%
Retail Trade	36,885	↑ 6.82%	2,378	↑ 2.32%	\$652	↑ 10.14%
Transportation & Warehousing	16,410	↑ 5.48%	726	↑ 3.86%	\$975	↑ 7.38%
Utilities*	1,033	↓ -1.43%	52	↓ -5.45%	\$1,461	↑ 2.45%
Wholesale Trade	13,175	↑ 3.49%	972	↑ 4.40%	\$1,163	↑ 7.19%

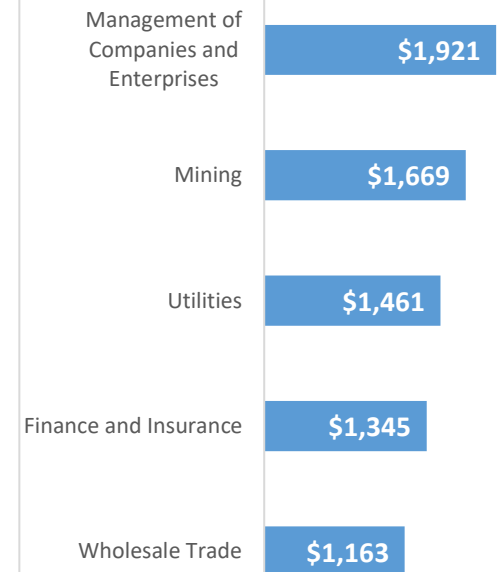
* These industries exclude county data (jobs and wages) that are not available due to non-disclosure requirements.

D = This item is not available due to non-disclosure requirements.

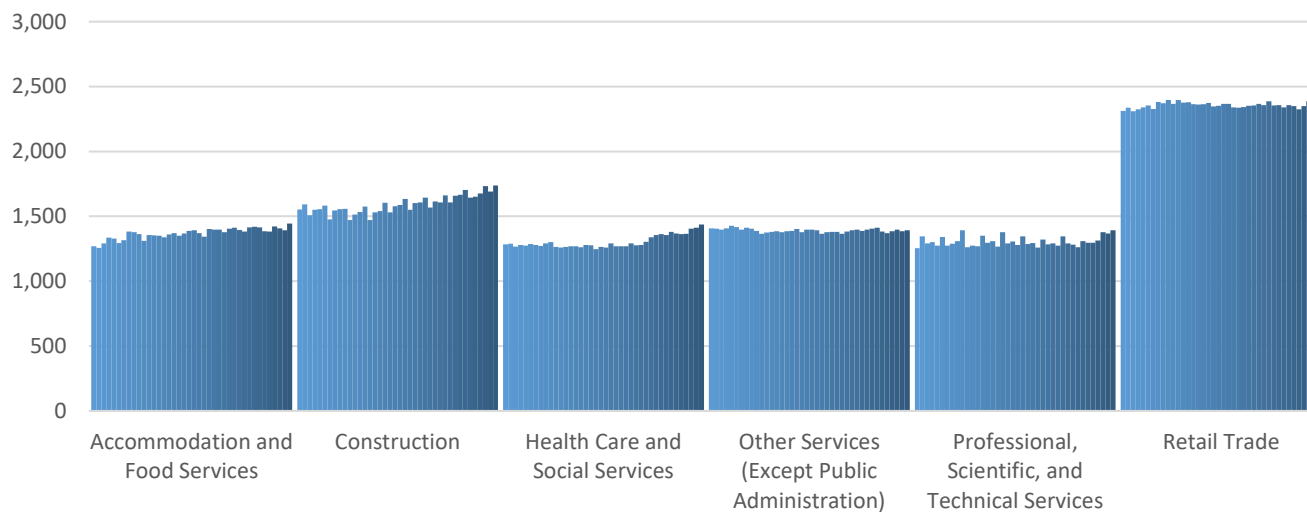
Top 5 Largest Industries by Jobs (past 10 years)



Top 5 Paying Industries by Average Weekly Wage



Top 5 Largest Industries by Establishments (past 10 years)



Source:

Quarterly Census of Employment and Wages,
Indiana Dept. of Workforce Development

For more information, contact:

Alex Corn

Regional Workforce Analyst

(260) 255-5098

dcorn@dwd.in.gov



INDIANA
DEPARTMENT OF
WORKFORCE
DEVELOPMENT