



HOOSIERS BY THE NUMBERS

Your premier source for labor market information for Indiana.



INDUSTRY SECTOR SNAPSHOT

Economic Growth Region 2

Quarter 4 2024

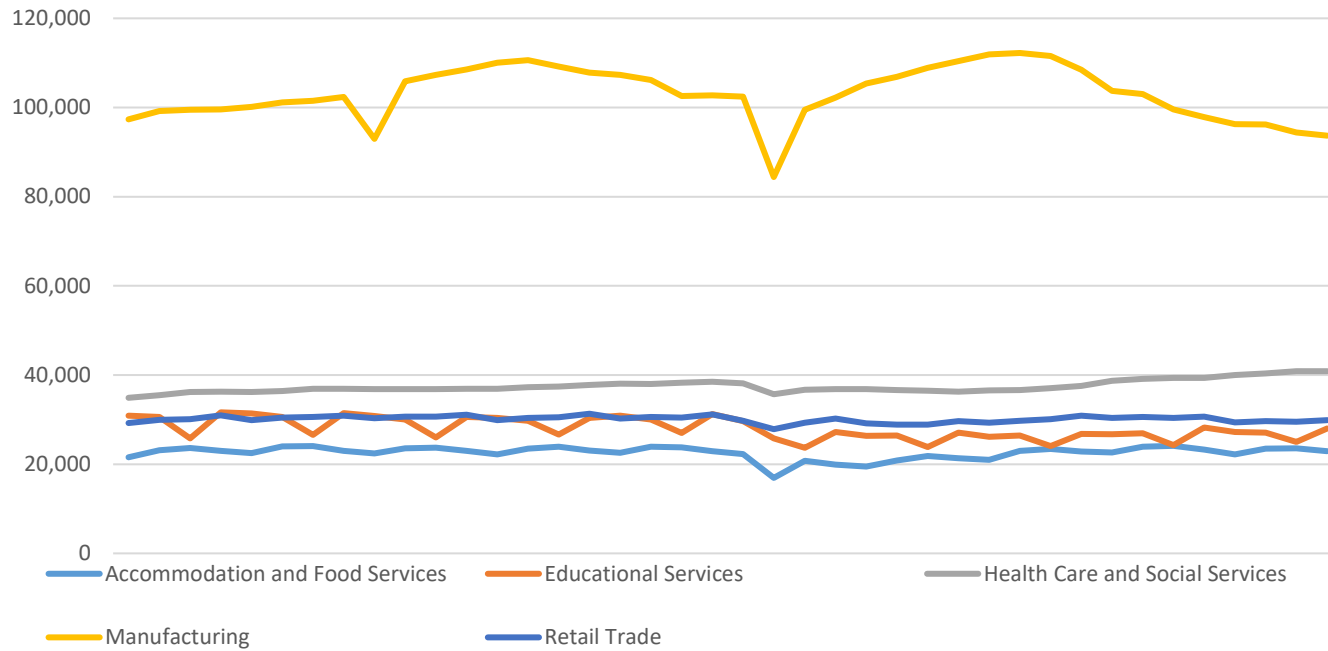
Elkhart, Fulton, Kosciusko, Marshall and St. Joseph counties

Industry	Jobs	Previous Year	Establishments	Previous Year	Average Weekly Wage	Previous Year
Total	310,352	↓ -1.03%	14,493	↑ 1.52%	\$1,164	↑ 3.84%
Accommodation and Food Services	22,887	↓ -1.60%	1,222	↓ -1.77%	\$442	↑ 5.24%
Admin. & Support & Waste Mgt. & Rem. Services	11,116	↓ -0.98%	777	↑ 2.51%	\$864	↑ 7.46%
Agriculture, Forestry, Fishing and Hunting	1,449	↑ 15.92%	175	↑ 1.16%	\$1,003	↑ 0.10%
Arts, Entertainment, and Recreation*	3,444	↑ 3.52%	168	↑ 0.60%	\$646	↑ 12.35%
Construction	12,818	↑ 0.44%	1,297	↑ 1.89%	\$1,528	↑ 10.32%
Educational Services	28,046	↓ -0.55%	203	↓ -3.79%	\$1,173	↑ 5.87%
Finance and Insurance	6,556	↑ 0.89%	820	↑ 0.49%	\$1,713	↑ 6.80%
Health Care and Social Services	40,856	↑ 3.74%	1,351	↑ 7.48%	\$1,144	↑ 0.62%
Information	2,705	↓ -1.64%	225	↑ 0.45%	\$1,179	↑ 4.89%
Management of Companies and Enterprises*	3,715	↓ -1.41%	100	↑ 5.26%	\$3,538	↓ -4.43%
Manufacturing	93,710	↓ -4.20%	1,512	↓ -0.20%	\$1,291	↑ 4.28%
Mining*	D	D	7	○ 0.00%	D	D
Other Services (Except Public Administration)	8,854	↑ 3.63%	1,117	↑ 1.92%	\$965	↑ 3.10%
Professional, Scientific, and Technical Services	8,300	↑ 2.32%	1,285	↑ 4.05%	\$1,603	↑ 6.30%
Public Administration	8,974	↑ 1.10%	150	↓ -3.23%	\$1,141	↑ 7.74%
Real Estate and Rental and Leasing	3,265	↑ 7.30%	532	↑ 4.31%	\$1,147	↑ 0.79%
Retail Trade	29,867	↓ -2.57%	1,931	↓ -1.13%	\$686	↑ 1.33%
Transportation & Warehousing	8,112	↓ -1.11%	510	↑ 2.00%	\$1,167	↑ 2.01%
Utilities*	142	↓ -57.49%	34	↑ 17.24%	\$2,009	↑ 3.45%
Wholesale Trade	14,902	↓ -0.98%	1,077	↑ 1.80%	\$1,522	↑ 1.74%

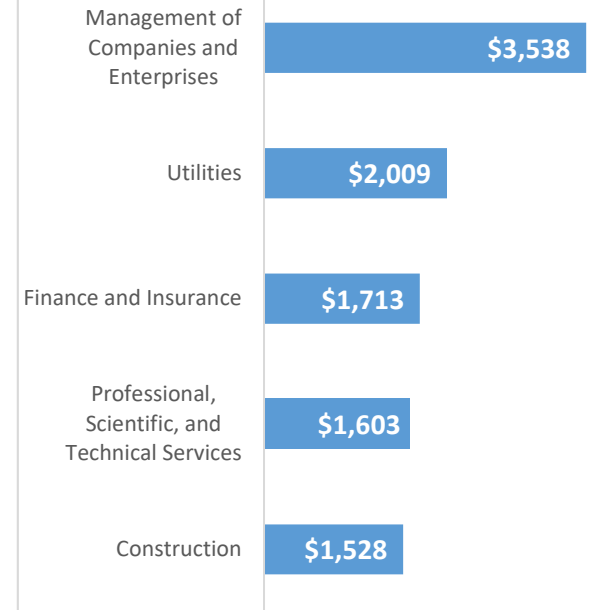
* These industries exclude county data (jobs and wages) that are not available due to non-disclosure requirements.

D = This item is not available due to non-disclosure requirements.
Indiana Department of Workforce Development

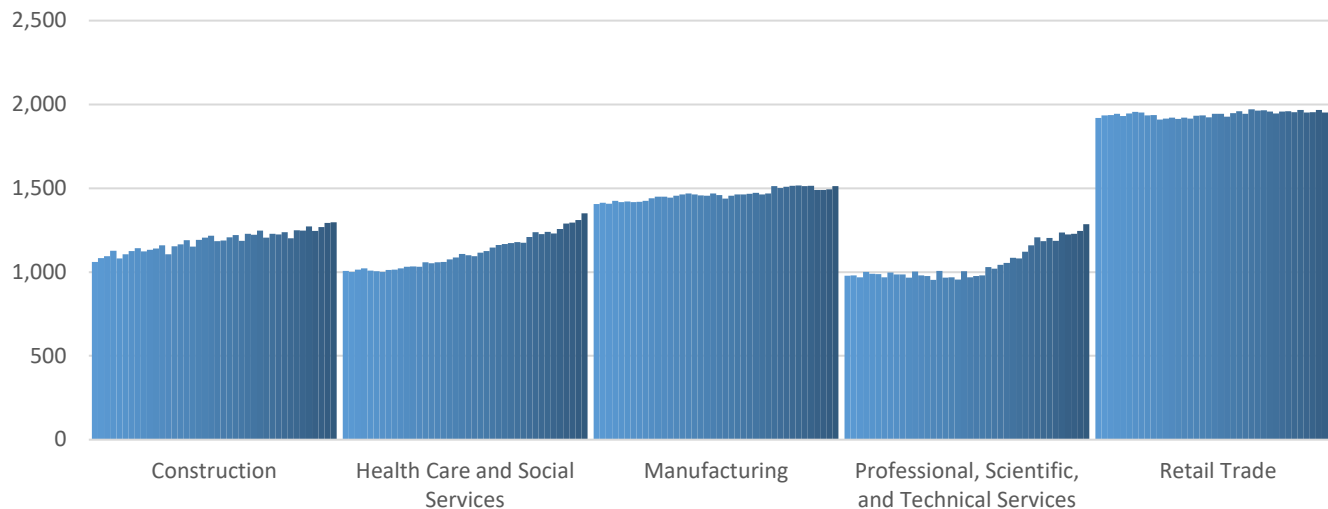
Top 5 Largest Industries by Jobs (past 10 years)



Top 5 Paying Industries by Average Weekly Wage



Top 5 Largest Industries by Establishments (past 10 years)



Source:

*Quarterly Census of Employment and Wages,
Indiana Dept. of Workforce Development*

For more information, contact:

Kathy Jaworski
Regional Workforce Analyst
(219) 841-6347
kjaworski@dwd.in.gov

