



HOOSIERS BY THE NUMBERS

Your premier source for labor market information for Indiana.



INDUSTRY SECTOR SNAPSHOT

Economic Growth Region 2

Quarter 2 2023

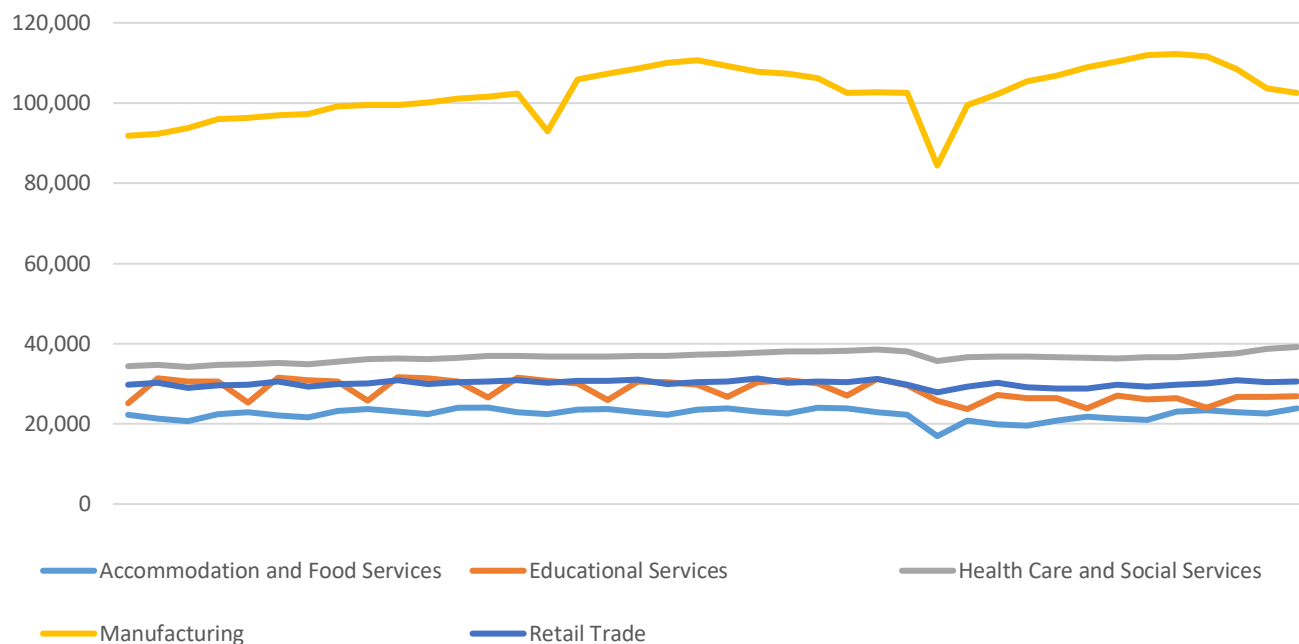
Elkhart, Fulton, Kosciusko, Marshall and St. Joseph counties

Industry	Jobs	Previous Year	Establishments	Previous Year	Average Weekly Wage	Previous Year
Total	319,148	-1.43%	14,170	2.06%	\$1,060	-6.94%
Accommodation and Food Services	23,920	4.04%	1,244	3.32%	\$398	3.65%
Admin. & Support & Waste Mgt. & Rem. Services	11,981	-4.37%	755	2.17%	\$779	0.91%
Agriculture, Forestry, Fishing and Hunting*	1,242	11.59%	165	4.43%	\$850	4.81%
Arts, Entertainment, and Recreation*	3,674	22.75%	165	-1.79%	\$535	-15.62%
Construction	12,763	0.50%	1,249	1.63%	\$1,261	6.14%
Educational Services	26,932	1.96%	196	6.52%	\$1,109	-1.77%
Finance and Insurance	6,493	0.09%	800	-1.11%	\$1,457	3.70%
Health Care and Social Services	39,158	6.97%	1,238	5.36%	\$1,083	-7.83%
Information	2,722	4.21%	224	28.00%	\$1,094	4.49%
Management of Companies and Enterprises*	4,123	-22.06%	93	1.09%	\$2,922	-15.72%
Manufacturing	102,608	-8.57%	1,514	0.07%	\$1,172	-11.88%
Mining*	D	D	7	-12.50%	D	D
Other Services (Except Public Administration)	8,540	1.99%	1,119	0.99%	\$877	1.62%
Professional, Scientific, and Technical Services	8,185	3.83%	1,205	7.40%	\$1,540	17.92%
Public Administration	8,876	1.53%	153	-15.47%	\$1,006	0.00%
Real Estate and Rental and Leasing	3,079	6.72%	497	-0.60%	\$1,019	-2.02%
Retail Trade	30,579	2.74%	1,965	0.98%	\$654	1.87%
Transportation & Warehousing	8,160	-0.06%	506	-2.69%	\$1,091	-4.47%
Utilities*	321	-0.31%	29	16.00%	\$1,976	5.11%
Wholesale Trade	15,262	0.65%	1,046	1.85%	\$1,356	-2.02%

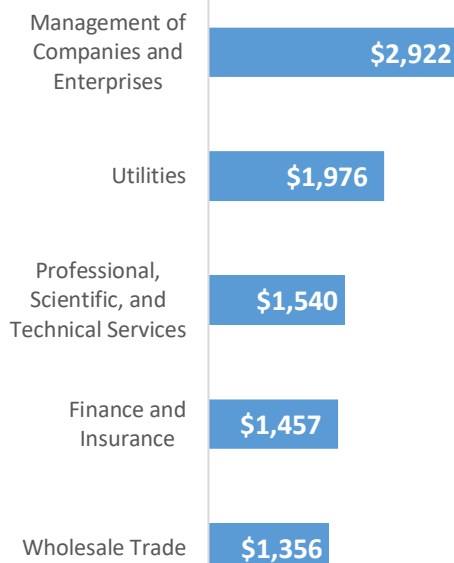
* These industries exclude county data (jobs and wages) that are not available due to non-disclosure requirements.

D = This item is not available due to non-disclosure requirements.

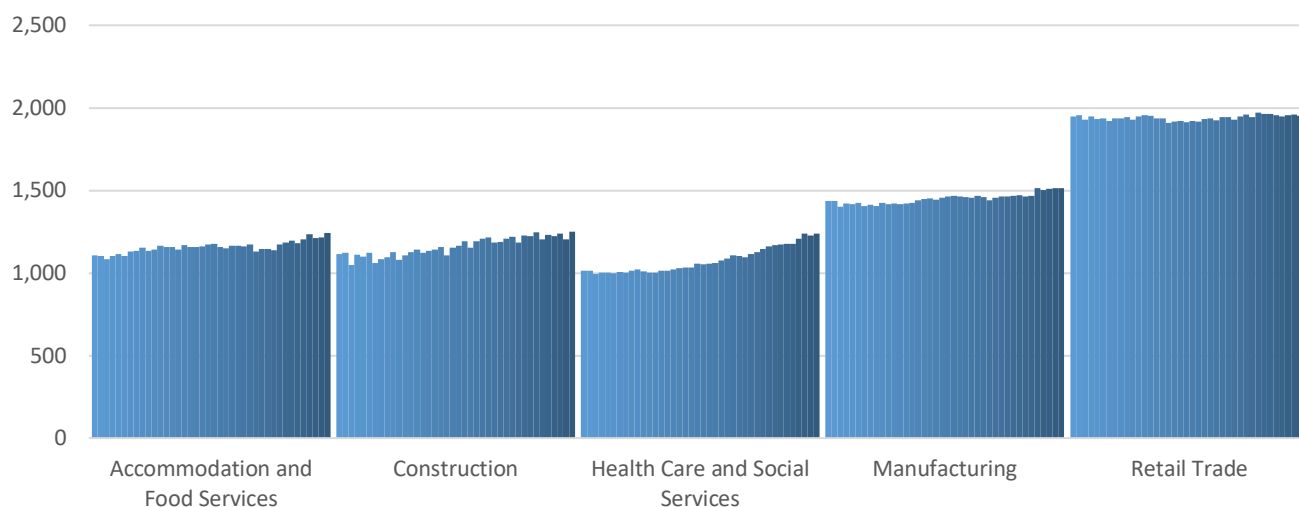
Top 5 Largest Industries by Jobs (past 10 years)



Top 5 Paying Industries by Average Weekly Wage



Top 5 Largest Industries by Establishments (past 10 years)



Source:

*Quarterly Census of Employment and Wages,
Indiana Dept. of Workforce Development*

For more information, contact:

Kathy Jaworski

Regional Workforce Analyst

(219) 841-6347

kjaworski@dwd.in.gov

