



HOOSIERS BY THE NUMBERS

Your premier source for labor market information for Indiana.



INDUSTRY SECTOR SNAPSHOT

Economic Growth Region 2

Quarter 4 2022

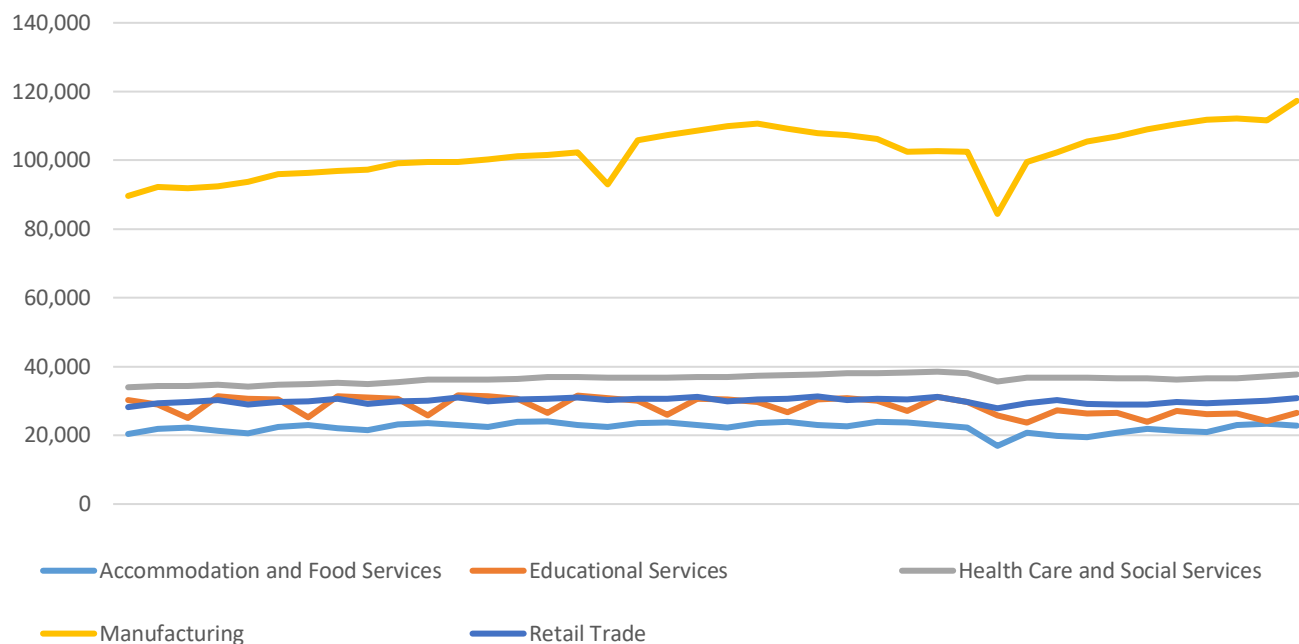
Elkhart, Fulton, Kosciusko, Marshall and St. Joseph counties

Industry	Jobs	Previous Year	Establishments	Previous Year	Average Weekly Wage	Previous Year
Total	330,842	↑ 3.72%	14,087	↑ 2.44%	\$1,062	↓ -11.57%
Accommodation and Food Services	22,746	↑ 6.46%	1,207	↑ 0.84%	\$401	↓ -2.67%
Admin. & Support & Waste Mgt. & Rem. Services	12,345	↓ -2.15%	753	↑ 5.91%	\$759	↓ -4.41%
Agriculture, Forestry, Fishing and Hunting*	1,133	↑ 5.40%	169	↑ 3.68%	\$1,015	↓ -0.39%
Arts, Entertainment, and Recreation	2,854	↑ 9.06%	159	↓ -3.05%	\$550	↑ 2.80%
Construction	12,511	↑ 3.40%	1,235	↓ -0.96%	\$1,375	↑ 5.28%
Educational Services	26,613	↓ -1.76%	189	↑ 2.72%	\$1,126	↑ 1.81%
Finance and Insurance	6,498	↑ 0.53%	811	↑ 0.62%	\$1,518	↓ -7.38%
Health Care and Social Services	37,690	↑ 3.95%	1,238	↑ 5.54%	\$1,145	↓ -4.90%
Information	2,640	↑ 4.51%	183	↑ 7.65%	\$1,134	↓ -3.90%
Management of Companies and Enterprises*	5,114	↓ -7.34%	93	↑ 2.20%	\$2,703	↓ -33.86%
Manufacturing	117,304	↑ 6.24%	1,505	↑ 2.80%	\$1,092	↓ -18.93%
Mining*	D	D	8	○ 0.00%	D	D
Other Services (Except Public Administration)	8,647	↑ 7.28%	1,101	↓ -0.18%	\$903	↓ -2.48%
Professional, Scientific, and Technical Services	7,923	↑ 4.06%	1,201	↑ 10.69%	\$1,409	↓ -13.66%
Public Administration	8,627	↑ 0.51%	178	↓ -2.20%	\$1,004	↓ -3.55%
Real Estate and Rental and Leasing	3,006	↑ 1.62%	510	↑ 2.82%	\$1,101	↓ -4.76%
Retail Trade	30,819	↑ 3.79%	1,956	↓ -0.46%	\$666	↓ -4.17%
Transportation & Warehousing	8,258	↓ -0.72%	513	↑ 1.38%	\$1,160	↓ -1.19%
Utilities*	442	↑ 84.17%	27	↓ -3.57%	\$1,978	↑ 5.21%
Wholesale Trade	15,283	↑ 2.19%	1,048	↑ 3.97%	\$1,474	↓ -6.94%

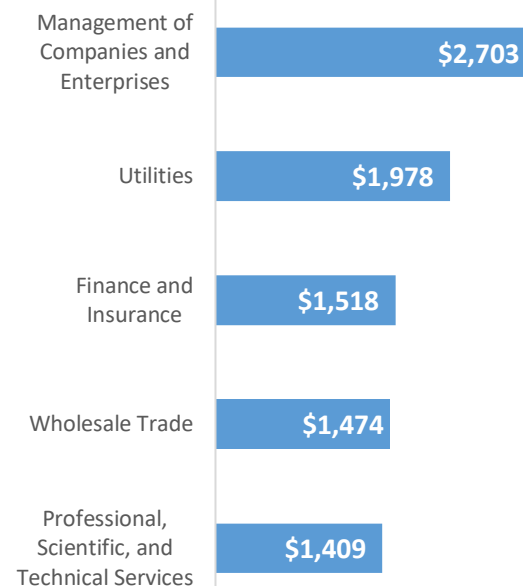
* These industries exclude county data (jobs and wages) that are not available due to non-disclosure requirements.

D = This item is not available due to non-disclosure requirements.

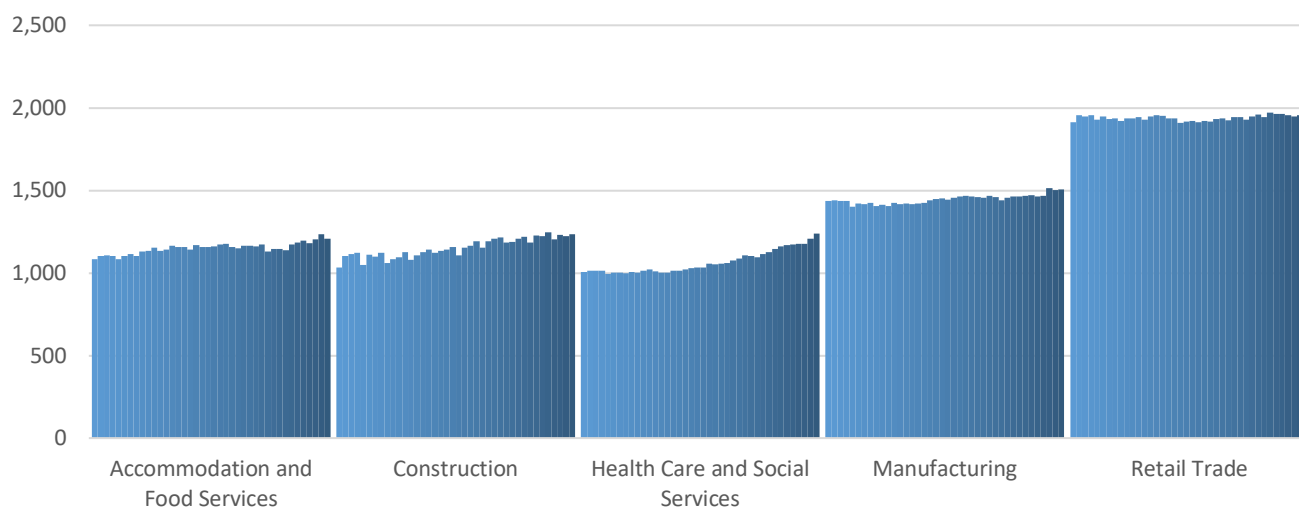
Top 5 Largest Industries by Jobs (past 10 years)



Top 5 Paying Industries by Average Weekly Wage



Top 5 Largest Industries by Establishments (past 10 years)



Source:

*Quarterly Census of Employment and Wages,
Indiana Dept. of Workforce Development*

For more information, contact:

Kathy Jaworski

Regional Workforce Analyst

(219) 841-6347

kjaworski@dwd.in.gov

