



HOOSIERS BY THE NUMBERS

Your premier source for labor market information for Indiana.



INDUSTRY SECTOR SNAPSHOT

Economic Growth Region 2

Quarter 2 2022

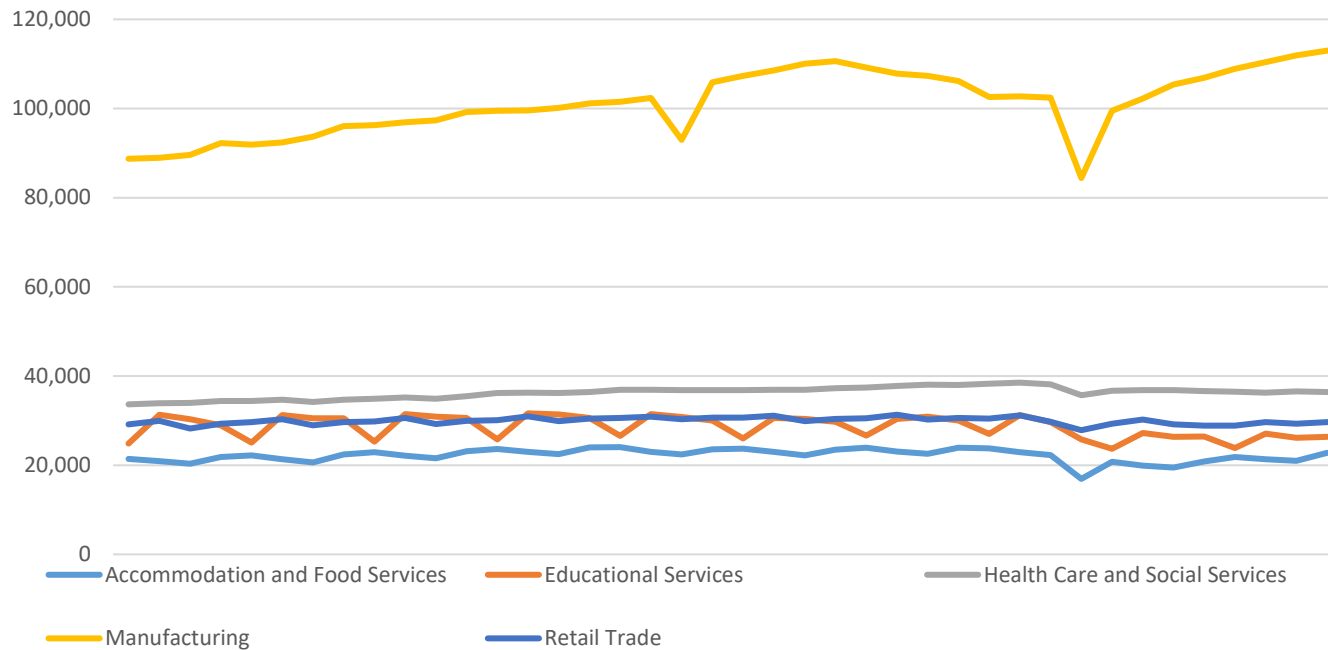
Elkhart, Fulton, Kosciusko, Marshall and St. Joseph counties

Industry	Jobs	Previous Year	Establishments	Previous Year	Average Weekly Wage	Previous Year
Total	323,461	↑ 3.38%	13,814	↑ 1.70%	\$1,141	↑ 9.40%
Accommodation and Food Services	22,791	↑ 9.55%	1,196	↑ 2.05%	\$383	↑ 3.23%
Admin. & Support & Waste Mgt. & Rem. Services	12,340	↓ -0.02%	728	↑ 5.20%	\$759	↑ 13.96%
Agriculture, Forestry, Fishing and Hunting*	1,103	↑ 1.66%	158	↑ 2.60%	\$817	↑ 3.42%
Arts, Entertainment, and Recreation*	2,972	↑ 8.43%	168	↓ -0.59%	\$639	↑ 41.06%
Construction	12,666	↑ 7.67%	1,226	↓ -0.16%	\$1,189	↑ 5.50%
Educational Services	26,349	↓ -0.33%	183	↑ 5.17%	\$1,129	↑ 11.12%
Finance and Insurance	6,477	↑ 0.61%	808	↑ 2.28%	\$1,415	↑ 0.93%
Health Care and Social Services	36,412	↓ -0.53%	1,173	↑ 0.95%	\$1,181	↑ 14.55%
Information	2,607	↑ 5.46%	174	↑ 3.57%	\$1,049	↑ 6.39%
Management of Companies and Enterprises*	5,287	↓ -3.01%	91	↓ -1.09%	\$3,469	↑ 19.46%
Manufacturing	112,983	↑ 5.68%	1,488	↑ 1.43%	\$1,330	↑ 10.65%
Mining*	D	D	8	○ 0.00%	D	D
Other Services (Except Public Administration)	8,295	↑ 6.21%	1,102	↓ -0.27%	\$869	↑ 6.89%
Professional, Scientific, and Technical Services	7,841	↑ 2.68%	1,119	↑ 7.29%	\$1,313	↑ 10.71%
Public Administration	8,748	↓ -1.31%	183	↓ -1.61%	\$1,006	↑ 6.68%
Real Estate and Rental and Leasing	2,806	↓ -5.07%	497	↑ 2.05%	\$1,018	↓ -2.12%
Retail Trade	29,685	↑ 2.79%	1,942	↓ -1.47%	\$643	↑ 1.90%
Transportation & Warehousing	8,128	↓ -1.75%	519	↑ 3.59%	\$1,147	↑ 6.11%
Utilities*	322	↑ 22.43%	25	○ 0.00%	\$1,880	↑ 18.69%
Wholesale Trade	15,115	↑ 3.41%	1,025	↑ 3.64%	\$1,387	↑ 4.52%

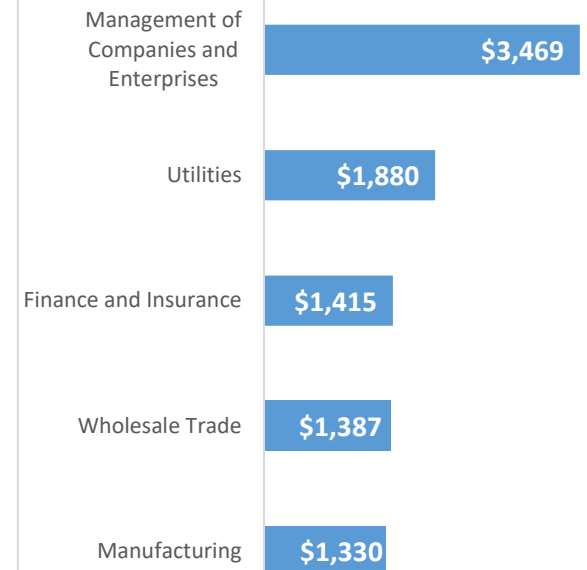
* These industries exclude county data (jobs and wages) that are not available due to non-disclosure requirements.

D = This item is not available due to non-disclosure requirements.
Indiana Department of Workforce Development

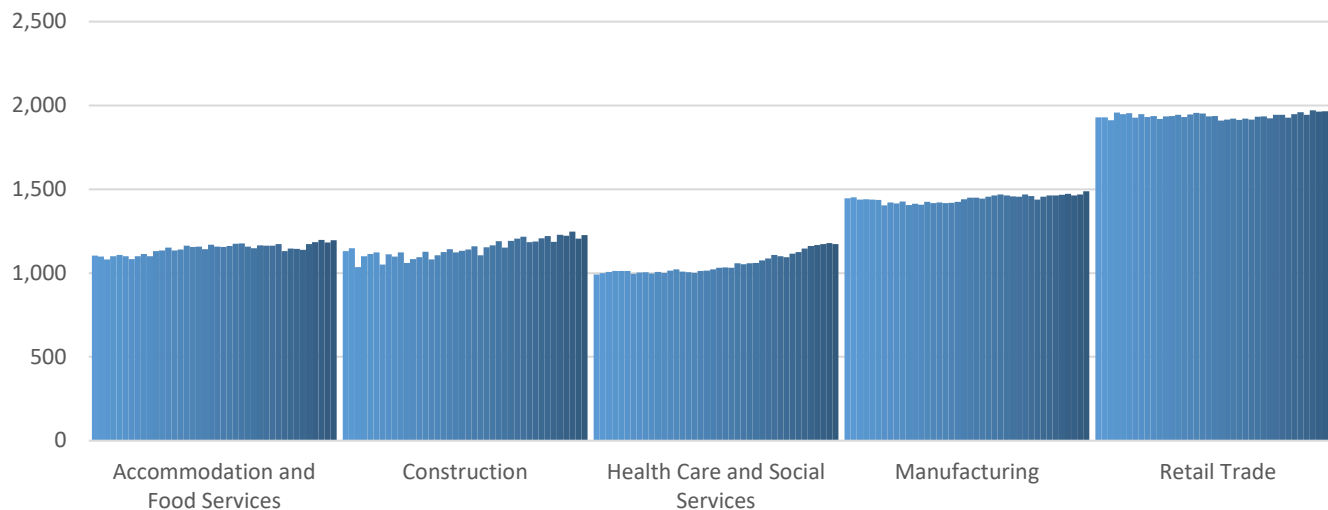
Top 5 Largest Industries by Jobs (past 10 years)



Top 5 Paying Industries by Average Weekly Wage



Top 5 Largest Industries by Establishments (past 10 years)



Source:

*Quarterly Census of Employment and Wages,
Indiana Dept. of Workforce Development*

For more information, contact:

Kathy Jaworski
Regional Workforce Analyst
(219) 841-6347
kjaworski@dwd.in.gov

