



HOOSIERS BY THE NUMBERS

Your premier source for labor market information for Indiana.



INDUSTRY SECTOR SNAPSHOT

Economic Growth Region 2

Quarter 1 2022

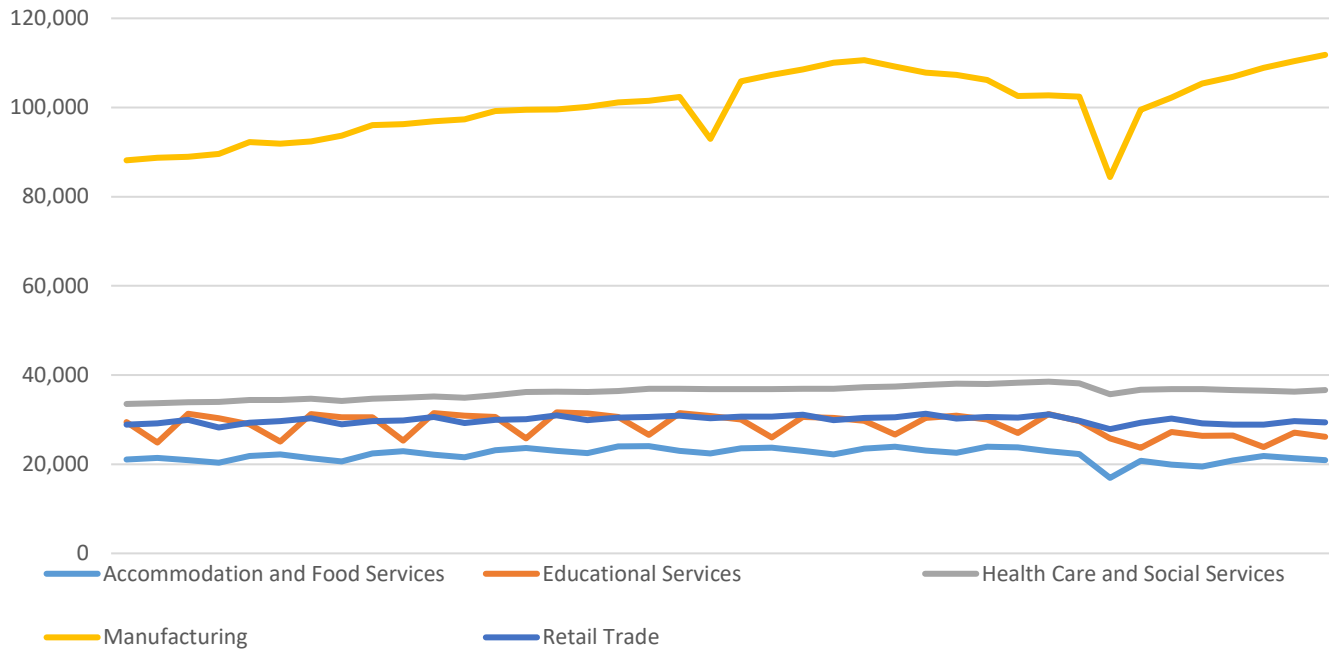
Elkhart, Fulton, Kosciusko, Marshall and St. Joseph counties

Industry	Jobs	Previous Year	Establishments	Previous Year	Average Weekly Wage	Previous Year
Total	316,344	↑ 2.93%	13,609	↑ 2.42%	\$1,159	↑ 12.63%
Accommodation and Food Services	20,937	↑ 7.37%	1,178	↑ 3.51%	\$365	↑ 8.63%
Admin. & Support & Waste Mgt. & Rem. Services	11,968	↑ 2.16%	691	↑ 8.82%	\$744	↑ 19.04%
Agriculture, Forestry, Fishing and Hunting*	987	↓ -3.24%	151	↑ 4.14%	\$851	↑ 8.68%
Arts, Entertainment, and Recreation*	2,233	↑ 6.54%	158	↓ -2.47%	\$625	↑ 35.87%
Construction	11,288	↑ 5.36%	1,204	↑ 1.52%	\$1,108	↑ 4.04%
Educational Services	26,155	↓ -0.80%	182	↑ 6.43%	\$1,012	↑ 8.93%
Finance and Insurance	6,477	↑ 0.94%	792	↑ 2.72%	\$1,751	↑ 5.48%
Health Care and Social Services	36,633	↓ -0.53%	1,170	↑ 2.01%	\$1,065	↑ 15.26%
Information	2,591	↑ 5.84%	164	↑ 1.23%	\$1,036	↑ 8.37%
Management of Companies and Enterprises*	4,945	↓ -8.03%	96	↑ 6.67%	\$5,238	↑ 29.43%
Manufacturing	111,811	↑ 6.07%	1,462	↓ -0.14%	\$1,345	↑ 13.79%
Mining*	D	D	8	○ 0.00%	D	D
Other Services (Except Public Administration)	8,024	↑ 4.63%	1,103	↑ 1.19%	\$821	↑ 7.88%
Professional, Scientific, and Technical Services	7,842	↑ 2.85%	1,076	↑ 5.49%	\$1,258	↑ 11.03%
Public Administration	8,351	↓ -1.11%	183	○ 0.00%	\$982	↑ 6.97%
Real Estate and Rental and Leasing	2,757	↓ -4.93%	482	↓ -0.62%	\$1,020	↑ 10.51%
Retail Trade	29,343	↑ 0.68%	1,954	↑ 0.51%	\$649	↑ 11.51%
Transportation & Warehousing	8,193	↓ -4.04%	509	↑ 4.09%	\$1,063	↑ 10.16%
Utilities*	316	↑ 20.61%	27	↑ 8.00%	\$2,278	↑ 4.45%
Wholesale Trade	15,013	↑ 4.24%	1,019	↑ 4.94%	\$1,534	↑ 10.92%

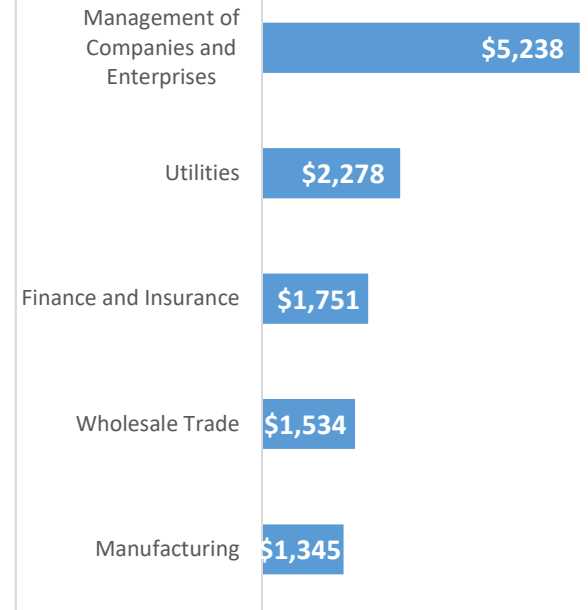
* These industries exclude county data (jobs and wages) that are not available due to non-disclosure requirements.

D = This item is not available due to non-disclosure requirements.
Indiana Department of Workforce Development

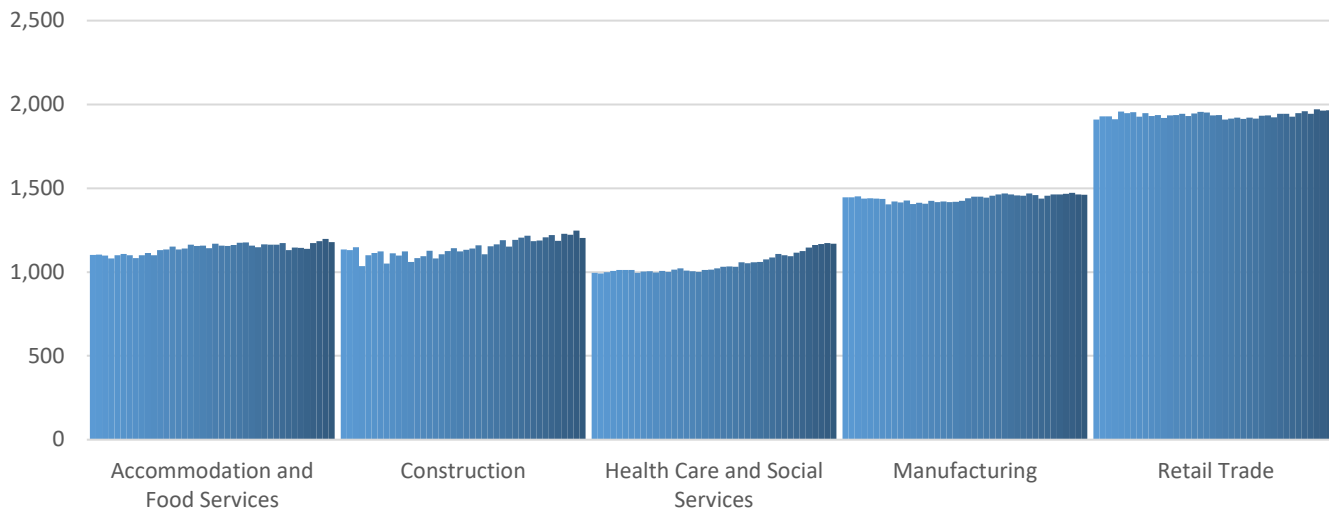
Top 5 Largest Industries by Jobs (past 10 years)



Top 5 Paying Industries by Average Weekly Wage



Top 5 Largest Industries by Establishments (past 10 years)



Source:

Quarterly Census of Employment and Wages, Indiana Dept. of Workforce Development

For more information, contact:

Kathy Jaworski
 Regional Workforce Analyst
 (219) 841-6347
kjaworski@dwd.in.gov

