



INDUSTRY SECTOR SNAPSHOT

Quarter 3 2021

Economic Growth Region 2

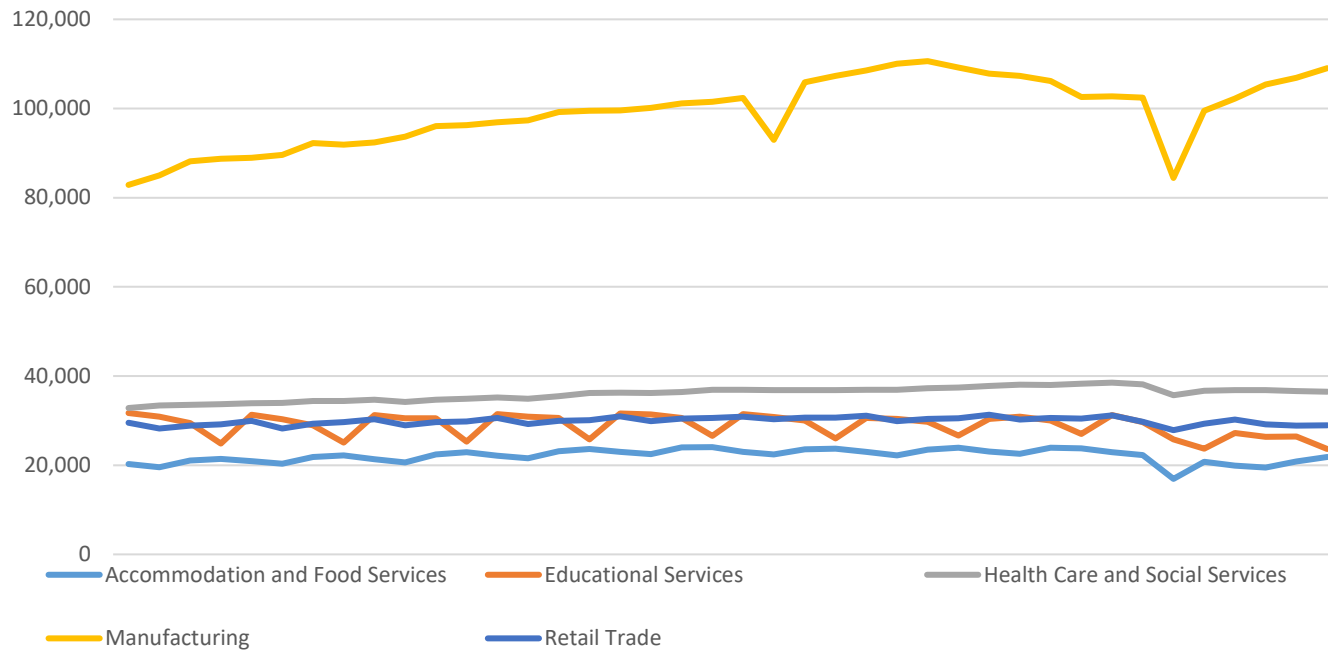
Elkhart, Fulton, Kosciusko, Marshall and St. Joseph counties

Industry	Jobs	Previous Year	Establishments	Previous Year	Average Weekly Wage	Previous Year
Total	314,288	↑ 4.53%	13,598	↑ 2.64%	\$1,055	↑ 11.29%
Accommodation and Food Services	21,862	↑ 5.26%	1,178	↑ 2.79%	\$394	↑ 16.91%
Admin. & Support & Waste Mgt. & Rem. Services	12,524	↑ 15.38%	697	↑ 6.25%	\$714	↑ 11.74%
Agriculture, Forestry, Fishing and Hunting*	1,117	↓ -3.29%	159	↑ 8.90%	\$817	↑ 6.38%
Arts, Entertainment, and Recreation*	2,947	↑ 15.07%	170	↑ 1.19%	\$489	↑ 13.46%
Construction	12,271	↑ 3.89%	1,225	↑ 1.41%	\$1,204	↑ 6.83%
Educational Services	23,642	↓ -0.17%	178	↑ 7.23%	\$1,108	↑ 12.72%
Finance and Insurance	6,458	↓ -0.06%	782	↑ 1.03%	\$1,436	↑ 8.30%
Health Care and Social Services	36,452	↓ -0.63%	1,165	↑ 4.48%	\$1,007	↑ 9.22%
Information	2,493	↑ 4.14%	161	↓ -0.62%	\$1,044	↑ 11.42%
Management of Companies and Enterprises	5,575	↑ 3.76%	90	↓ -3.23%	\$2,741	↑ 16.29%
Manufacturing	109,035	↑ 9.60%	1,473	↑ 1.17%	\$1,208	↑ 12.06%
Mining*	D	D	8	○ 0.00%	D	D
Other Services (Except Public Administration)	7,851	↑ 4.43%	1,100	○ 0.00%	\$849	↑ 9.97%
Professional, Scientific, and Technical Services	7,481	↓ -0.16%	1,058	↑ 7.85%	\$1,228	↑ 9.84%
Public Administration	8,927	↓ -1.24%	186	↓ -0.53%	\$911	↑ 3.52%
Real Estate and Rental and Leasing	3,009	↓ -2.81%	480	↑ 1.48%	\$969	↑ 12.94%
Retail Trade	28,923	↓ -1.39%	1,962	↑ 0.72%	\$646	↑ 11.19%
Transportation & Warehousing	8,108	↑ 0.25%	505	↑ 4.99%	\$1,081	↑ 10.87%
Utilities*	260	↓ -7.80%	27	↑ 8.00%	\$1,792	↑ 4.61%
Wholesale Trade	14,791	↑ 5.54%	994	↑ 4.08%	\$1,324	↑ 9.78%

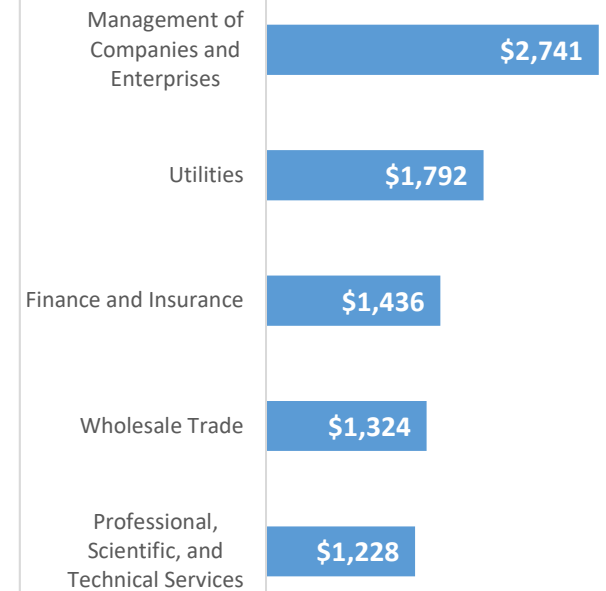
* These industries exclude county data (jobs and wages) that are not available due to non-disclosure requirements.

D = This item is not available due to non-disclosure requirements.
Indiana Department of Workforce Development

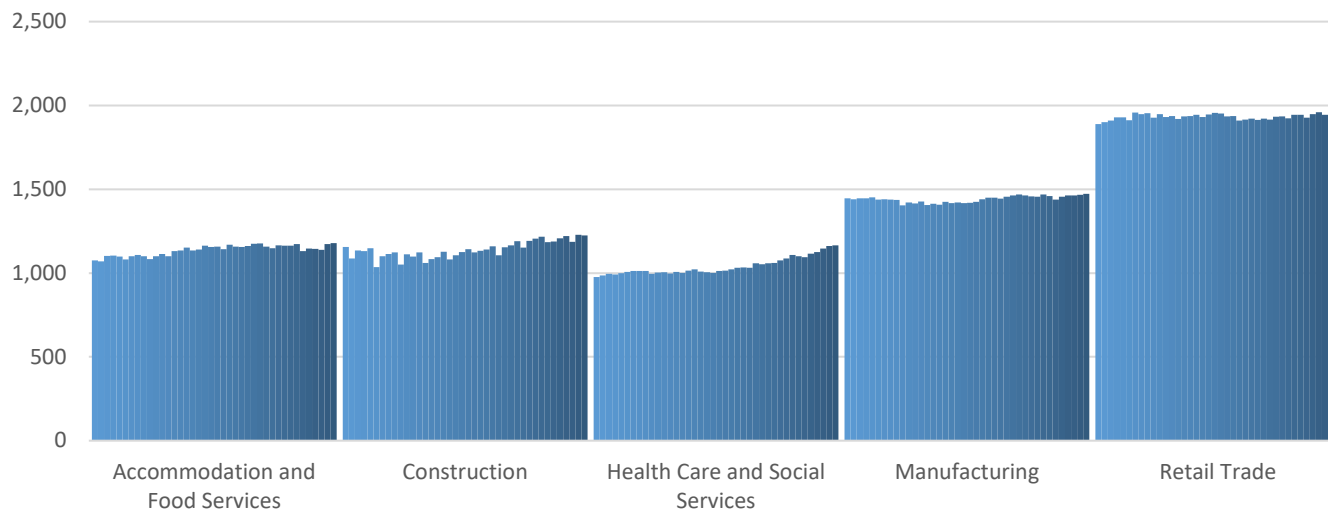
Top 5 Largest Industries by Jobs (past 10 years)



Top 5 Paying Industries by Average Weekly Wage



Top 5 Largest Industries by Establishments (past 10 years)



Source:

*Quarterly Census of Employment and Wages,
Indiana Dept. of Workforce Development*

For more information, contact:

Kathy Jaworski
Regional Workforce Analyst
(219) 841-6347
kjaworski@dwd.in.gov

