



HOOSIERS BY THE NUMBERS

Your premier source for labor market information for Indiana.



INDUSTRY SECTOR SNAPSHOT

Economic Growth Region 12

Quarter 3 2023

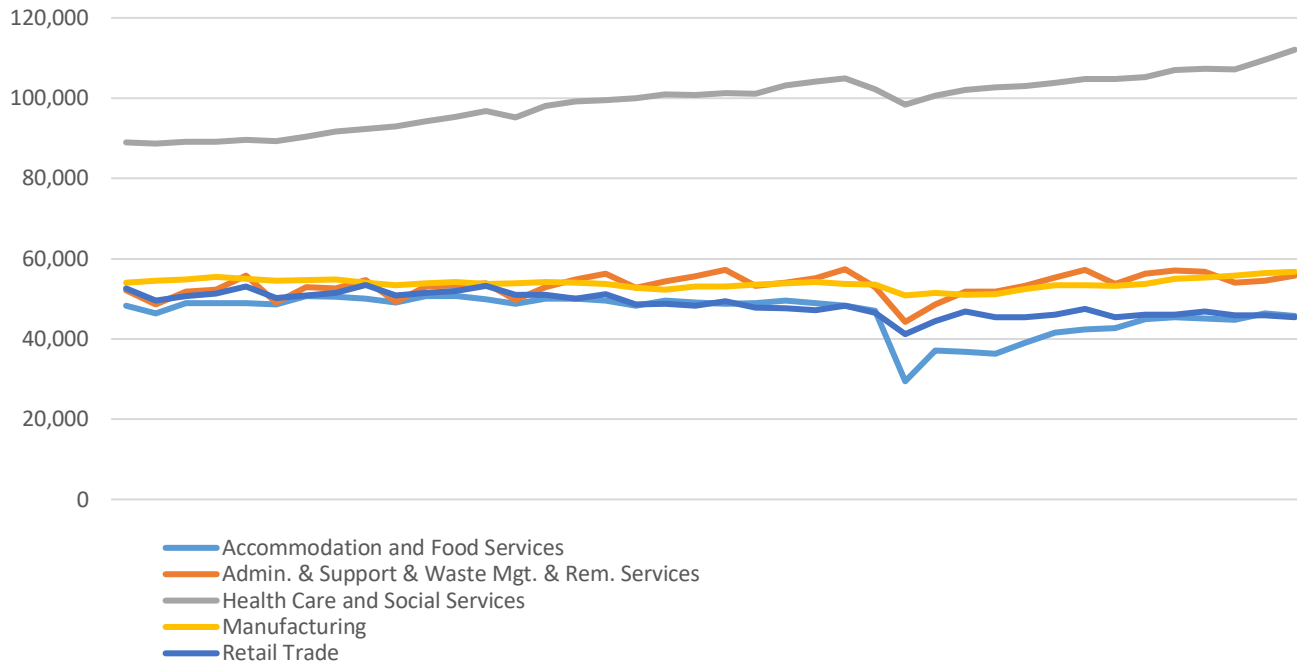
Marion County

Industry	Jobs	Previous Year	Establishments	Previous Year	Average Weekly Wage	Previous Year
Total	623,999	↑ 1.68%	24,943	↑ 0.94%	\$1,316	↓ -0.90%
Accommodation and Food Services	45,776	↑ 0.85%	2,163	↓ -0.69%	\$525	↓ -1.13%
Admin. & Support & Waste Mgt. & Rem. Services	55,770	↓ -2.15%	1,841	↑ 3.89%	\$866	↓ -0.57%
Agriculture, Forestry, Fishing and Hunting	455	↓ -14.47%	29	↓ -19.44%	\$1,051	↓ -8.53%
Arts, Entertainment, and Recreation	11,215	↑ 10.45%	344	↑ 2.69%	\$1,392	↓ -0.14%
Construction	35,580	↑ 8.22%	1,808	↓ -0.82%	\$1,537	↑ 1.52%
Educational Services	39,172	↑ 2.25%	518	↑ 4.44%	\$1,131	↓ -1.05%
Finance and Insurance	26,428	↓ -3.33%	1,532	↑ 0.86%	\$1,746	↑ 2.17%
Health Care and Social Services	112,067	↑ 4.67%	2,468	↑ 2.66%	\$1,420	↓ -5.33%
Information	7,996	↓ -0.58%	446	↑ 3.00%	\$1,590	↓ -2.99%
Management of Companies and Enterprises	9,108	↑ 4.69%	225	↑ 8.17%	\$1,880	↓ -4.52%
Manufacturing	56,711	↑ 3.15%	912	↓ -2.04%	\$1,766	↑ 1.09%
Mining	245	↓ -6.84%	13	○ 0.00%	\$1,591	↓ -7.18%
Other Services (Except Public Administration)	20,228	↑ 5.22%	2,039	↓ -0.59%	\$1,007	↓ -1.47%
Professional, Scientific, and Technical Services	45,046	↓ -0.93%	3,651	↑ 3.34%	\$1,890	↓ -0.79%
Public Administration	29,143	↑ 4.35%	158	↓ -0.63%	\$1,438	↑ 5.27%
Real Estate and Rental and Leasing	9,910	↓ -1.83%	1,290	↓ -2.57%	\$1,316	↓ -11.91%
Retail Trade	45,451	↓ -1.13%	2,737	↓ -1.93%	\$791	↓ -3.30%
Transportation & Warehousing	42,594	↓ -4.58%	904	↓ -0.44%	\$1,201	↓ -0.66%
Utilities	2,163	↑ 1.22%	36	↑ 5.88%	\$1,971	↑ 6.60%
Wholesale Trade	28,941	↑ 4.94%	1,829	↑ 3.80%	\$1,597	↑ 1.20%

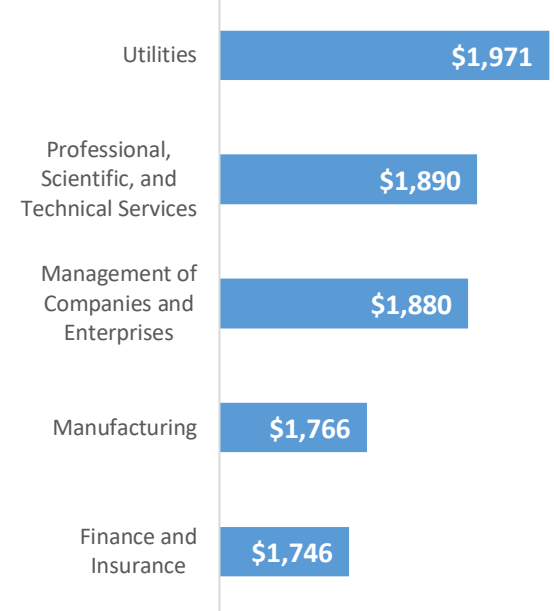
* These industries exclude county data (jobs and wages) that are not available due to non-disclosure requirements.

D = This item is not available due to non-disclosure requirements.

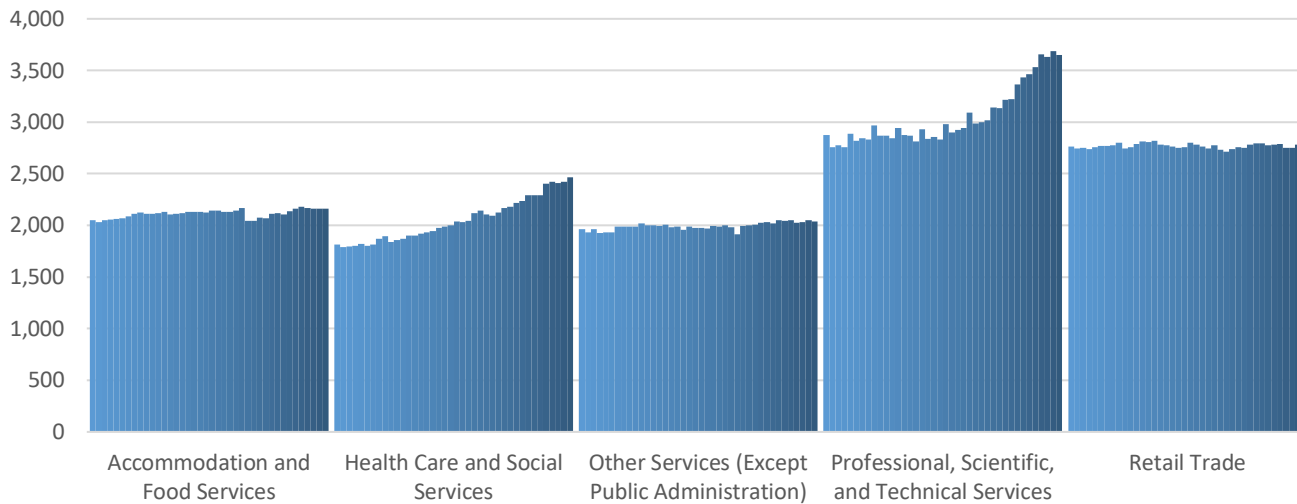
Top 5 Largest Industries by Jobs (past 10 years)



Top 5 Paying Industries by Average Weekly Wage



Top 5 Largest Industries by Establishments (past 10 years)



Source:

Quarterly Census of Employment and Wages, Indiana Dept. of Workforce Development

For more information, contact:

Mike Petro

Regional Workforce Analyst

gpetro@dwd.in.gov

