



# HOOSIERS BY THE NUMBERS

Your premier source for labor market information for Indiana.



## INDUSTRY SECTOR SNAPSHOT

### Economic Growth Region 12

Quarter 2 2022

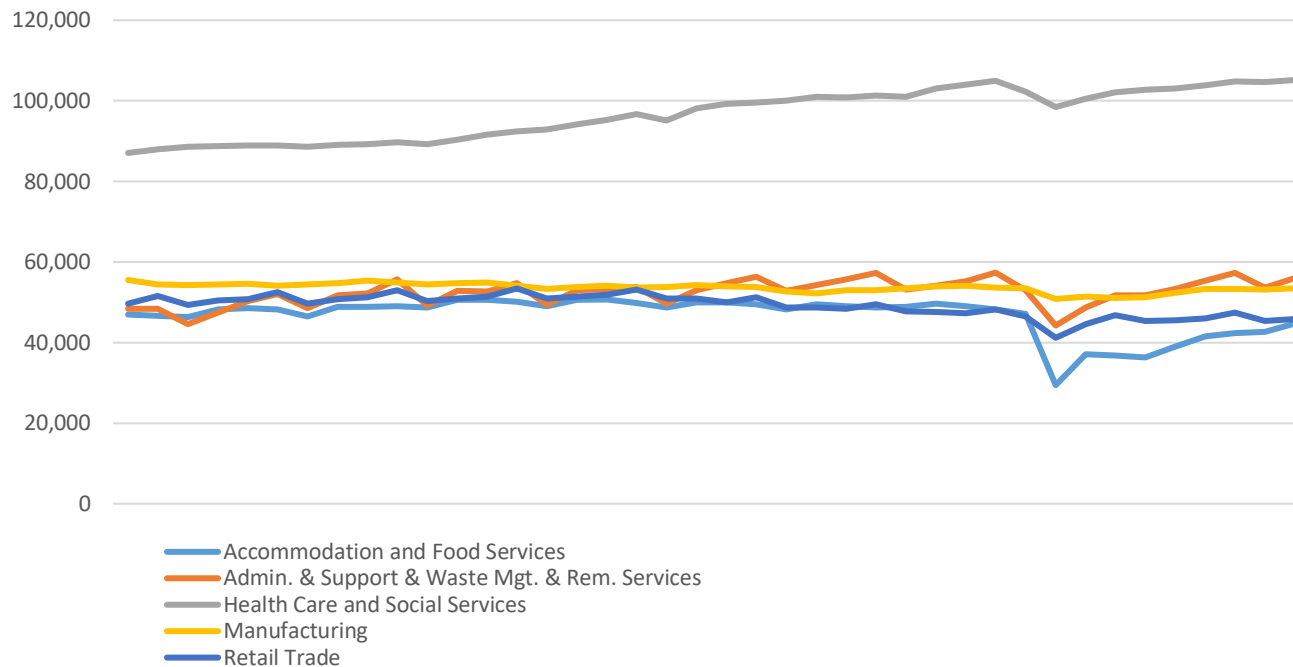
Marion County

Industry	Jobs	Previous Year	Establishments	Previous Year	Average Weekly Wage	Previous Year
<b>Total</b>	<b>604,479</b>	<b>↑ 3.95%</b>	<b>24,298</b>	<b>↑ 3.71%</b>	<b>\$1,281</b>	<b>↑ 6.31%</b>
Accommodation and Food Services	44,729	↑ 14.85%	2,154	↑ 1.89%	\$500	↑ 7.30%
Admin. & Support & Waste Mgt. & Rem. Services	56,034	↑ 5.22%	1,721	↑ 7.83%	\$829	↑ 8.22%
Agriculture, Forestry, Fishing and Hunting	524	↑ 4.80%	35	↑ 2.94%	\$1,001	↑ 4.49%
Arts, Entertainment, and Recreation	9,567	↑ 16.91%	331	↑ 2.16%	\$1,501	↑ 24.67%
Construction	31,524	↑ 3.32%	1,779	↑ 2.18%	\$1,430	↑ 6.88%
Educational Services	39,063	↑ 0.60%	498	↑ 8.26%	\$1,082	↑ 4.04%
Finance and Insurance	26,860	↑ 1.82%	1,507	↑ 3.22%	\$1,704	↑ 0.95%
Health Care and Social Services	105,173	↑ 2.07%	2,284	↑ 2.93%	\$1,470	↑ 12.39%
Information	8,154	↓ -6.47%	415	↑ 10.37%	\$1,508	↑ 0.47%
Management of Companies and Enterprises	8,510	↑ 6.65%	207	↑ 4.55%	\$2,082	↑ 4.36%
Manufacturing	53,548	↑ 2.28%	929	↓ -0.21%	\$1,664	↑ 3.87%
Mining*	D	D	13	↑ 30.00%	D	D
Other Services (Except Public Administration)	19,135	↑ 3.61%	2,038	↑ 0.54%	\$961	↑ 6.54%
Professional, Scientific, and Technical Services	44,495	↑ 6.98%	3,447	↑ 7.15%	\$1,844	↑ 4.00%
Public Administration	28,638	↓ -3.63%	159	↓ -1.24%	\$1,351	↑ 3.13%
Real Estate and Rental and Leasing	9,827	↑ 6.63%	1,312	↑ 7.19%	\$1,329	↑ 13.69%
Retail Trade	45,834	↑ 0.79%	2,774	↓ -0.22%	\$755	↑ 2.72%
Transportation & Warehousing	43,365	↑ 7.54%	903	↑ 8.53%	\$1,183	↑ 8.14%
Utilities*	2,118	↓ -1.17%	34	○ 0.00%	\$1,733	↓ -1.70%
Wholesale Trade	27,121	↑ 5.47%	1,756	↑ 4.03%	\$1,525	↑ 7.85%

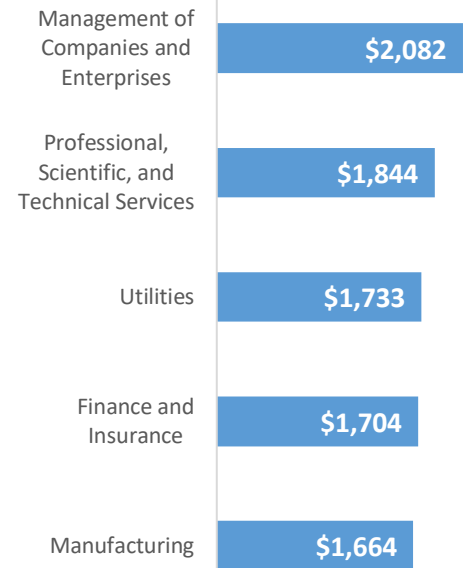
\* These industries exclude county data (jobs and wages) that are not available due to non-disclosure requirements.

D = This item is not available due to non-disclosure requirements.

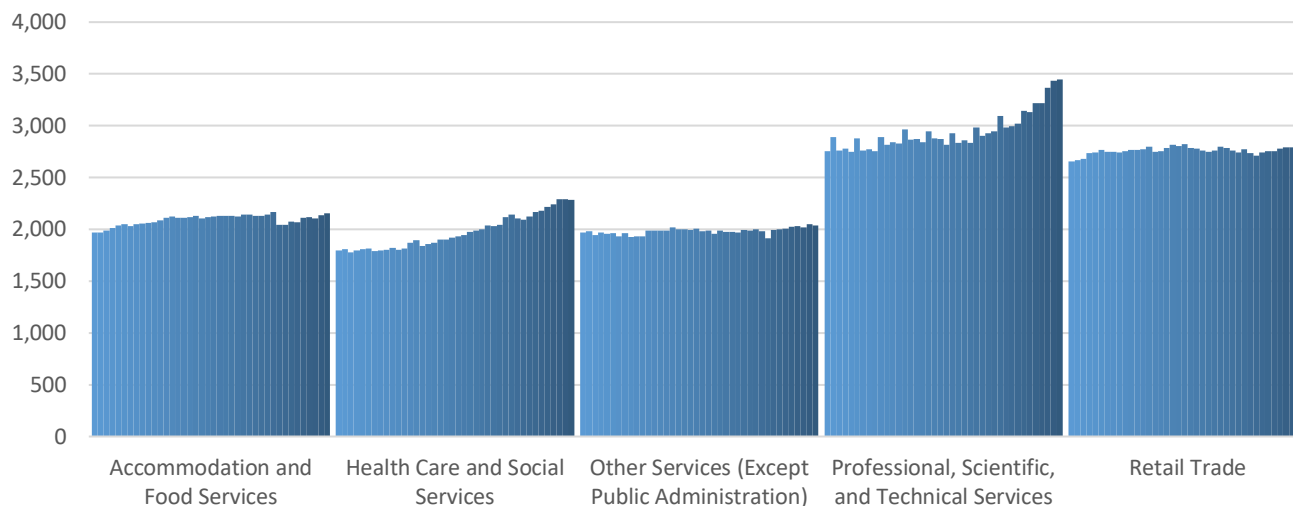
### Top 5 Largest Industries by Jobs (past 10 years)



### Top 5 Paying Industries by Average Weekly Wage



### Top 5 Largest Industries by Establishments (past 10 years)



Source:

*Quarterly Census of Employment and Wages,  
Indiana Dept. of Workforce Development*

For more information, contact:

**Mike Petro**

Regional Workforce Analyst

317.537.1316

[gpetro@dwd.in.gov](mailto:gpetro@dwd.in.gov)

