



HOOSIERS BY THE NUMBERS

Your premier source for labor market information for Indiana.



INDUSTRY SECTOR SNAPSHOT

Economic Growth Region 11

Quarter 2 2022

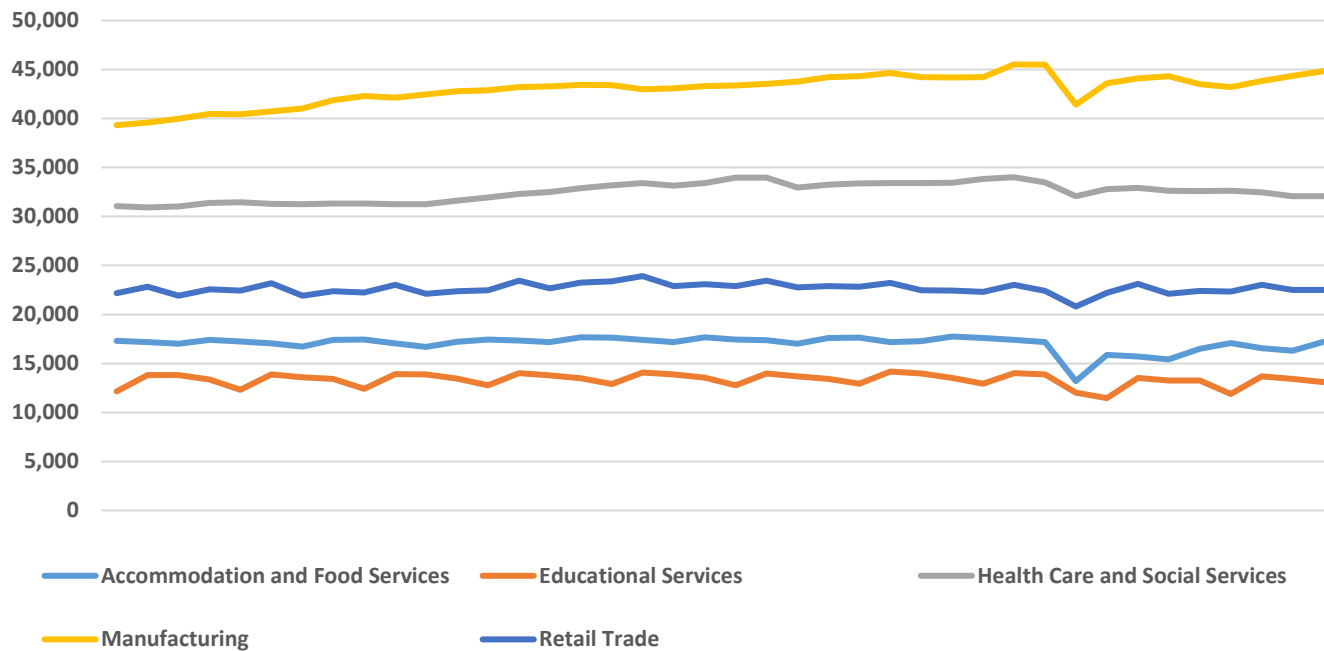
Dubois, Gibson, Knox, Perry, Pike, Posey, Spencer, Vanderburgh and Warrick Counties

Industry	Jobs	Previous Year	Establishments	Previous Year	Average Weekly Wage	Previous Year
Total	214,934	↑ 2.25%	10,340	↑ 2.05%	\$1,010	↑ 6.20%
Accommodation and Food Services	17,216	↑ 4.50%	888	↑ 2.54%	\$369	↑ 5.43%
Admin. & Support & Waste Mgt. & Rem. Services	9,987	↑ 2.27%	514	↓ -0.19%	\$717	↑ 13.09%
Agriculture, Forestry, Fishing and Hunting	1,514	↓ -0.39%	240	↑ 3.00%	\$827	↑ 13.44%
Arts, Entertainment, and Recreation*	2,542	↑ 14.66%	129	↑ 3.20%	\$453	↑ 6.84%
Construction	11,433	↑ 3.31%	991	↑ 1.85%	\$1,155	↑ 6.26%
Educational Services*	13,079	↓ -1.27%	178	↑ 4.09%	\$777	↑ 2.91%
Finance and Insurance	4,736	↑ 5.69%	636	↑ 0.95%	\$1,425	↑ 3.26%
Health Care and Social Services	32,060	↓ -1.66%	1,090	↑ 5.01%	\$1,147	↑ 14.02%
Information	2,229	↑ 9.10%	127	● 0.00%	\$921	↑ 0.77%
Management of Companies and Enterprises*	4,154	↑ 4.87%	78	↑ 1.30%	\$1,677	↓ -10.46%
Manufacturing	44,843	↑ 3.08%	525	↓ -1.87%	\$1,329	↑ 5.64%
Mining*	731	↓ -44.58%	57	↑ 3.64%	\$1,731	↑ 12.62%
Other Services (Except Public Administration)	6,071	↑ 3.20%	812	↑ 0.62%	\$682	↑ 5.57%
Professional, Scientific, and Technical Services	7,498	↑ 6.45%	871	↑ 6.87%	\$1,287	↑ 8.42%
Public Administration	7,525	↑ 1.55%	251	↓ -0.40%	\$896	↑ 5.66%
Real Estate and Rental and Leasing*	2,018	↓ -6.49%	364	↓ -2.41%	\$855	↓ -21.77%
Retail Trade	22,513	↑ 0.52%	1,489	↑ 1.57%	\$617	↑ 2.49%
Transportation & Warehousing	10,265	↑ 6.99%	439	↑ 2.81%	\$1,015	↑ 4.53%
Utilities*	1,335	↓ -26.12%	69	● 0.00%	\$1,926	↑ 11.85%
Wholesale Trade	8,058	↑ 5.37%	589	↑ 2.26%	\$1,248	↑ 8.33%

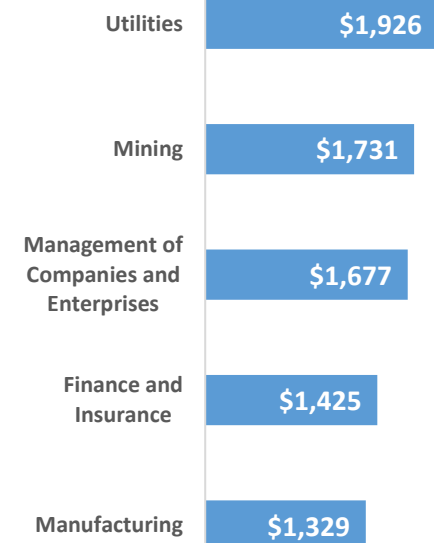
* These industries exclude county data (jobs and wages) that are not available due to non-disclosure requirements.

D = This item is not available due to non-disclosure requirements.

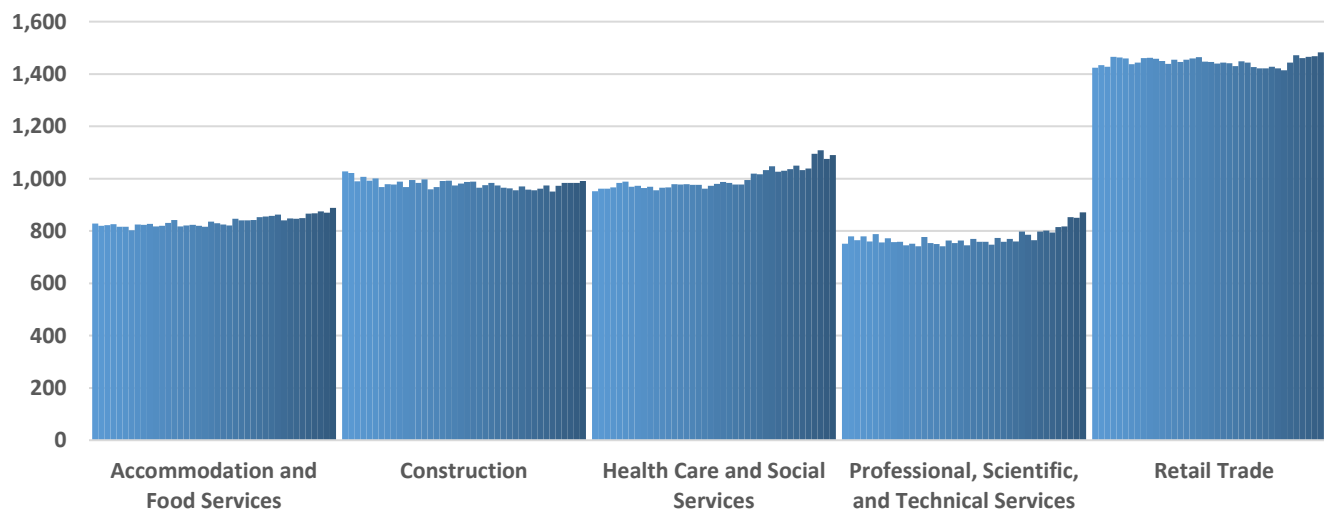
Top 5 Largest Industries by Jobs (past 10 years)



Top 5 Paying Industries by Average Weekly Wage



Top 5 Largest Industries by Establishments (past 10 years)



Source:

Quarterly Census of Employment and Wages,
Indiana Dept. of Workforce Development

For more information, contact:

Kim Stevenson

Workforce Analyst Manager

(812) 250-9349

kstevenson@dwd.in.gov

