



HOOSIERS BY THE NUMBERS

Your premier source for labor market information for Indiana.



INDUSTRY SECTOR SNAPSHOT

Quarter 3 2021

Economic Growth Region 11

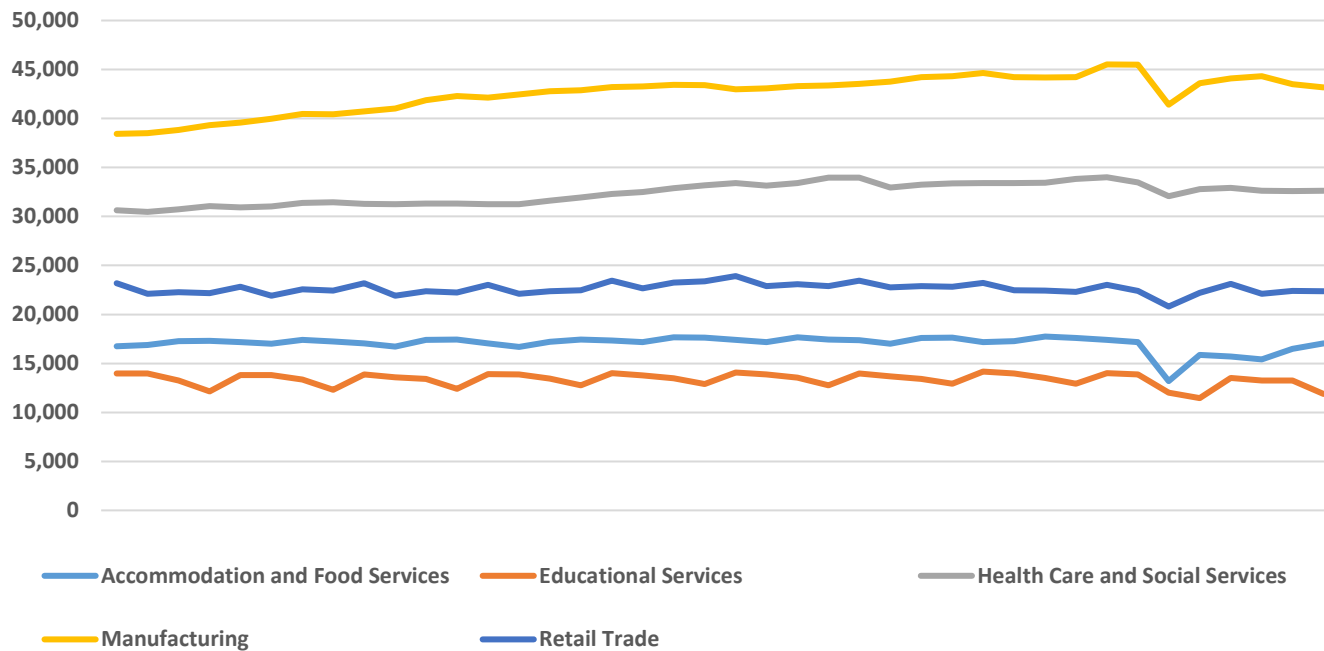
Dubois, Gibson, Knox, Perry, Pike, Posey, Spencer, Vanderburgh and Warrick Counties

Industry	Jobs	Previous Year	Establishments	Previous Year	Average Weekly Wage	Previous Year
Total	210,019	↑ 1.53%	10,168	↑ 2.02%	\$961	↑ 4.46%
Accommodation and Food Services	17,049	↑ 7.42%	867	↑ 2.24%	\$358	↑ 11.18%
Admin. & Support & Waste Mgt. & Rem. Services	10,106	↑ 8.42%	511	↓ -1.35%	\$649	↑ 1.88%
Agriculture, Forestry, Fishing and Hunting	1,504	↓ -0.40%	232	↑ 0.43%	\$771	↑ 2.80%
Arts, Entertainment, and Recreation*	2,266	↑ 12.62%	123	↑ 0.82%	\$458	↑ 4.57%
Construction	11,040	↓ -2.74%	984	↑ 2.29%	\$1,122	↓ -1.92%
Educational Services*	11,890	↑ 3.75%	171	↑ 4.27%	\$732	↓ -1.88%
Finance and Insurance	4,567	↑ 3.68%	620	↑ 3.85%	\$1,329	↑ 9.74%
Health Care and Social Services	32,627	↓ -0.45%	1,092	↑ 5.41%	\$1,116	↑ 9.09%
Information	2,155	↑ 0.94%	126	↓ -2.33%	\$881	↓ -5.27%
Management of Companies and Enterprises*	3,977	↓ -2.02%	75	↓ -12.79%	\$1,629	↓ -16.25%
Manufacturing	43,185	↓ -0.92%	535	↑ 3.68%	\$1,178	↑ 5.08%
Mining*	1,375	↓ -7.16%	55	↑ 3.77%	\$1,608	↑ 15.10%
Other Services (Except Public Administration)	5,861	↑ 4.12%	802	↑ 2.30%	\$668	↑ 2.77%
Professional, Scientific, and Technical Services	7,046	↑ 4.29%	818	↑ 2.63%	\$1,496	↑ 35.02%
Public Administration	7,499	↓ -2.47%	251	↓ -0.40%	\$878	↑ 3.66%
Real Estate and Rental and Leasing*	2,162	↑ 12.31%	372	↑ 4.49%	\$815	↑ 3.95%
Retail Trade	22,361	↑ 0.65%	1,466	↑ 1.52%	\$606	↑ 7.64%
Transportation & Warehousing	9,815	↑ 8.97%	424	↑ 1.68%	\$966	↑ 2.44%
Utilities*	1,870	↑ 0.05%	69	↑ 7.81%	\$1,582	↓ -11.67%
Wholesale Trade	7,736	↑ 1.64%	574	↓ -2.71%	\$1,258	↑ 11.43%

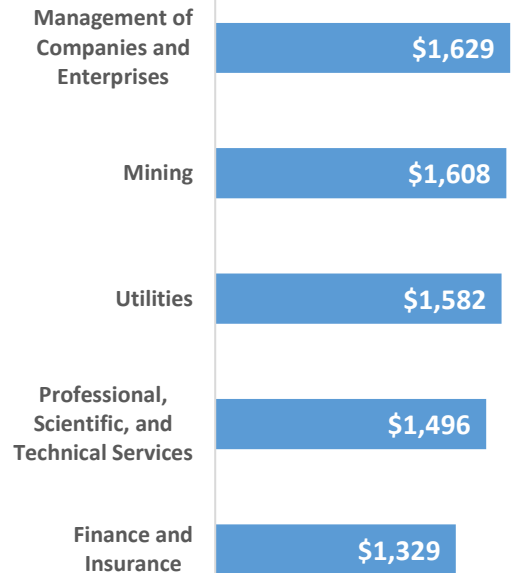
* These industries exclude county data (jobs and wages) that are not available due to non-disclosure requirements.

D = This item is not available due to non-disclosure requirements.

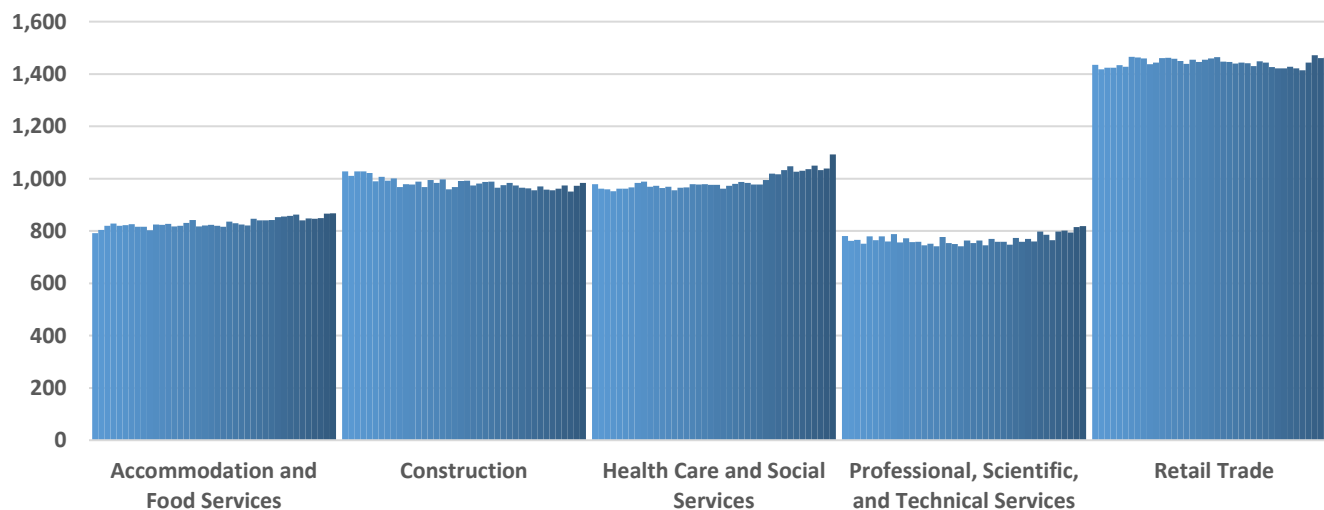
Top 5 Largest Industries by Jobs (past 10 years)



Top 5 Paying Industries by Average Weekly Wage



Top 5 Largest Industries by Establishments (past 10 years)



Source:

*Quarterly Census of Employment and Wages,
Indiana Dept. of Workforce Development*

For more information, contact:

Kim Stevenson

Workforce Analyst Manager

(812) 250-9349

kstevenson@dwd.in.gov

