



HOOSIERS BY THE NUMBERS

Your premier source for labor market information for Indiana.

DWD

INDIANA DEPARTMENT OF
WORKFORCE
DEVELOPMENT

LABOR MARKET REVIEW



August Labor Market Review

Reported by: **Jillian Gregory**

Regional Workforce Analyst

[Email Jillian](#)

jgregory@dwd.in.gov

Tel: 812-270-9467

DWD

INDIANA DEPARTMENT OF
WORKFORCE
DEVELOPMENT

Economic Growth Region 10

Statistical Data Report for September 2022, Released November 2022

State Employment and Unemployment

Unemployment rates were lower in September in 11 states and the District of Columbia, higher in 9 states, and stable in 30 states, the U.S. Bureau of Labor Statistics reported. Forty-six states and the District had jobless rate decreases from a year earlier and four states had little change. The national unemployment rate edged down to 3.5 percent over the month and was 1.2 percentage points lower than in September 2021.

Nonfarm payroll employment increased in 9 states, decreased in 1 state, and was essentially unchanged in 40 states and the District of Columbia in September 2022. Over the year, nonfarm payroll employment increased in 49 states and the District and was essentially unchanged in 1 state.

Minnesota had the lowest jobless rate in September, 2.0 percent. The next lowest rates were in Utah and Vermont, 2.1 percent each. The rates in Alaska (4.4 percent), Louisiana (3.4 percent), and Missouri (2.4 percent) set new series lows. (All state series begin in 1976.) The District of Columbia had the highest unemployment rate, 4.7 percent, followed by Illinois, 4.5 percent. In total, 17 states had unemployment rates lower than the U.S. figure of 3.5 percent, 8 states and the District had higher rates, and 25 states had rates that were not appreciably different from that of the nation.



Economic Growth Region (EGR) 10

Clark, Crawford, Floyd, Harrison, Scott, and Washington Counties

Unemployment Rates by State (seasonally adjusted): September 2022

U.S. - 3.5%

Illinois - 4.5%

Indiana - 2.8%

Kentucky - 3.8%

Michigan - 4.1%

Ohio - 4%

Source: U.S. Department of Labor, Bureau of Labor Statistics

Unemployment Rank by County (of 92 counties): September 2022

#25 - Crawford (2.3%)

#29 - Scott (2.3%)

#45 - Clark (2%)

#59 - Harrison (1.9%)

#68 - Washington (1.9%)

#73 - Floyd (1.8%)

Source: Indiana Department of Workforce Development, Research and Development, Local Area Unemployment Statistics

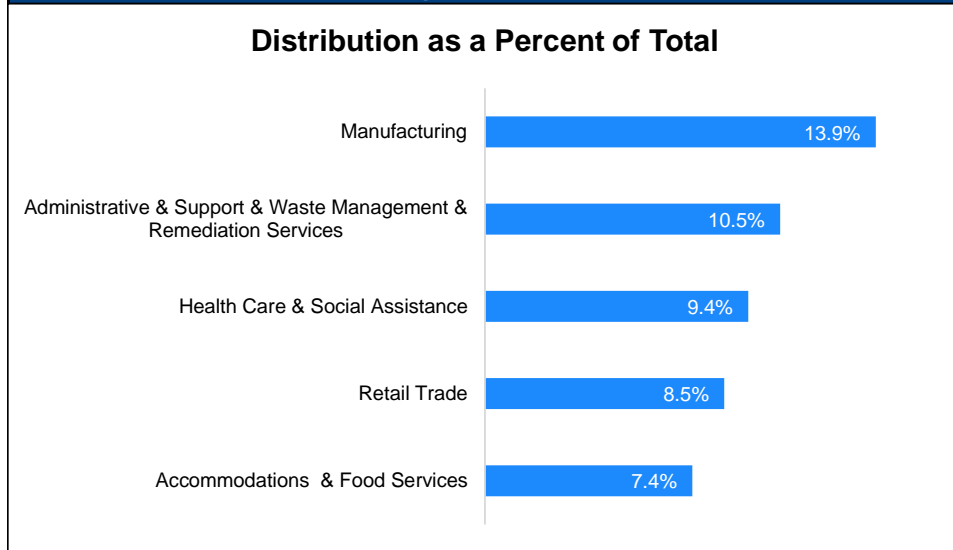
September 2022 Labor Force Estimates (not seasonally adjusted)						
Area	Labor Force	Employed	Unemployed	Sep-22	Aug-22	Sep-21
U.S.	164,463,000	159,003,000	5,460,000	3.3%	3.8%	4.6%
IN	3,370,633	3,295,072	75,561	2.2%	3.1%	2.9%
EGR 10	155,900	152,853	3,047	2.0%	2.6%	2.5%
Clark Co.	63,242	61,973	1,269	2.0%	2.6%	2.7%
Crawford Co.	4,831	4,722	109	2.3%	3.1%	2.8%
Floyd Co.	42,592	41,822	770	1.8%	2.4%	2.2%
Harrison Co.	20,684	20,300	384	1.9%	2.5%	2.2%
Scott Co.	10,595	10,348	247	2.3%	3.3%	3.4%
Washington Co.	13,956	13,688	268	1.9%	2.6%	2.4%
Corydon	1,427	1,395	32	2.2%	2.6%	3.5%
Jeffersonville	26,144	25,610	534	2.0%	2.7%	2.9%
New Albany	18,972	18,552	420	2.2%	2.8%	3.1%
Salem	2,713	2,639	74	2.7%	4.5%	4.4%
Scottsburg	2,747	2,666	81	2.9%	3.9%	4.3%

Source: Indiana Department of Workforce Development, Research & Analysis, Local Area Unemployment Statistics | Unemployment Statistics Released: 10/22 | Notes: The data displayed are presented as estimates only. The most recent month's data are always preliminary and are revised when the next month's data are released.

Consumer Price Index (CPI-U Change), Unadjusted Percent Change to September 2022 from				
CPI Item	Sep-21	Aug-22	Sep-21	Aug-22
	U.S. City		Midwest Region*	
All Items	8.2%	0.2%	8.1%	0.2%
Food & Beverages	10.8%	0.7%	12.0%	0.7%
Housing	8.0%	0.7%	7.2%	0.4%
Apparel	5.5%	2.2%	6.0%	2.3%
Transportation	12.6%	-1.6%	12.2%	-0.9%
Medical Care	6.0%	0.5%	5.5%	0.5%
Recreation	4.1%	0.1%	6.7%	0.5%
Education & Communication	0.2%	0.3%	-0.3%	0.2%
Other Goods & Services	6.9%	0.3%	7.9%	0.6%

*Midwest region = Midwest Urban Average. Midwest Region includes Illinois, Indiana, Iowa, Kansas, Michigan, Minnesota, Missouri, Nebraska, North Dakota, Ohio, South Dakota and Wisconsin | Source: U.S. Bureau of Labor Statistics

Percentage of Unemployment Claims for Top 5 Region 10 Industries September 2022



Source: Indiana Department of Workforce Development, Research and Analysis

WARN Notices

WARN Notices for Region 10 for September 2022				
Company	City	County	# of workers affected	Notice Date

There are no WARN Notices for September 2022 for EGR 10.

Source: Indiana Department of Workforce Development, WARN Notices | For information on WARN Act requirements, you may go to the U.S. Department of Labor Employment Training Administration Fact Sheet:

<https://www.doleta.gov/programs/factsht/warn.htm>

Unemployment Claims: September 2022

Region 10

Initial Claims

09/03/22 - 107(D)

09/10/22 - 78(D)

09/17/22 - 81(D)

09/24/22 - 116(D)

Continued Claims

09/03/22 - 357

09/10/22 - 361

09/17/22 - 347

09/24/22 - 325

Total Claims

09/03/22 - 464

09/10/22 - 439

09/17/22 - 428

09/24/22 - 441

State of Indiana

Initial Claims

09/03/22 - 3,933

09/10/22 - 4,671

09/17/22 - 3,568

09/24/22 - 3,110

Continued Claims

09/03/22 - 23,117

09/10/22 - 18,866

09/17/22 - 17,447

09/24/22 - 19,724

Total Claims

09/03/22 - 27,050

09/10/22 - 23,537

09/17/22 - 21,015

09/24/22 - 22,834

(D) indicates item is affected by non-disclosure issues relating to industry or ownership status |

Source: Indiana Department of Workforce Development, Research and Development

Frequently Listed Jobs	
Top 20 job listings in Region 10 in the past month	
Rank	Occupations
1	Registered Nurses
2	Nursing Assistants
3	Customer Service Representatives
4	First-Line Supervisors of Production and Operating Workers
5	Computer User Support Specialists
6	Stockers and Order Fillers
7	Licensed Practical and Licensed Vocational Nurses
8	Industrial Production Managers
9	Medical Assistants
10	Physical Therapists
11	Critical Care Nurses
12	Maintenance and Repair Workers, General
13	Patient Representatives
14	Production Workers, All Other
15	Food Preparation Workers
16	Home Health Aides
17	Maids and Housekeeping Cleaners
18	Surgical Technologists
19	Medical and Health Services Managers
20	Radiologic Technologists and Technicians

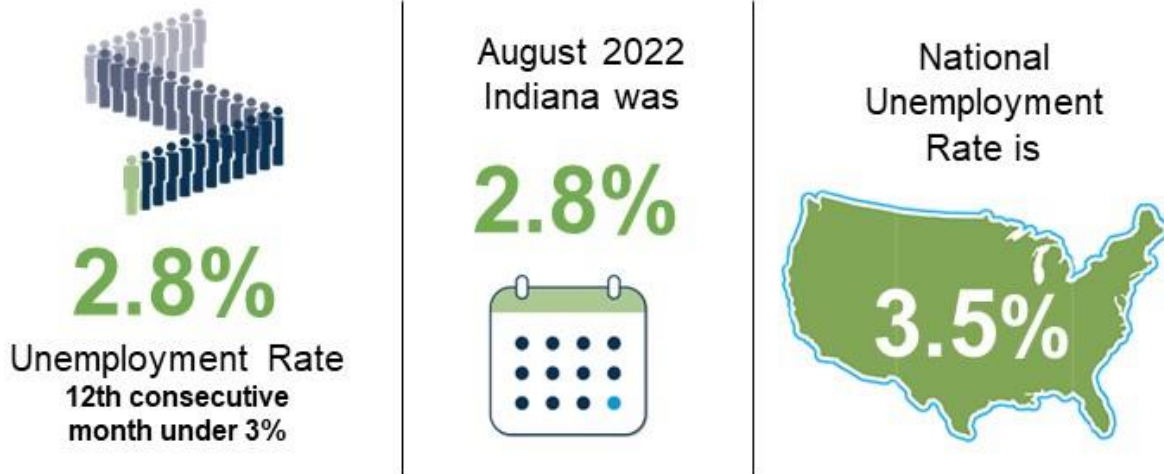
Source: Indiana Workforce Development, Indiana Career Connect

Applicant Pool	
Top 20 occupations desired by applicants on their resumes in the past 12 months	
Occupations	# of applicants
Production Workers, All Other	512
Customer Service Representatives	398
Assemblers and Fabricators, All Other	385
Helpers--Production Workers	363
Cashiers	330
Office Clerks, General	250
Laborers and Freight, Stock, and Material Movers, Hand	231
Managers, All Other	174
Heavy and Tractor-Trailer Truck Drivers	168
Receptionists and Information Clerks	164
Office and Administrative Support Workers, All Other	160
Welders, Cutters, Solderers, and Brazers	150
Retail Salespersons	141
Packers and Packagers, Hand	134
Executive Secretaries and Executive Administrative Assistants	120
Bookkeeping, Accounting, and Auditing Clerks	114
Secretaries and Administrative Assistants, Except Legal, Medical, and Executive	108
Data Entry Keyers	103
Construction and Related Workers, All Other	101
Industrial Truck and Tractor Operators	101

Source: Indiana Workforce Development, Indiana Career Connect

Released Oct. 21, 2022

UNEMPLOYMENT RATE *seasonally adjusted

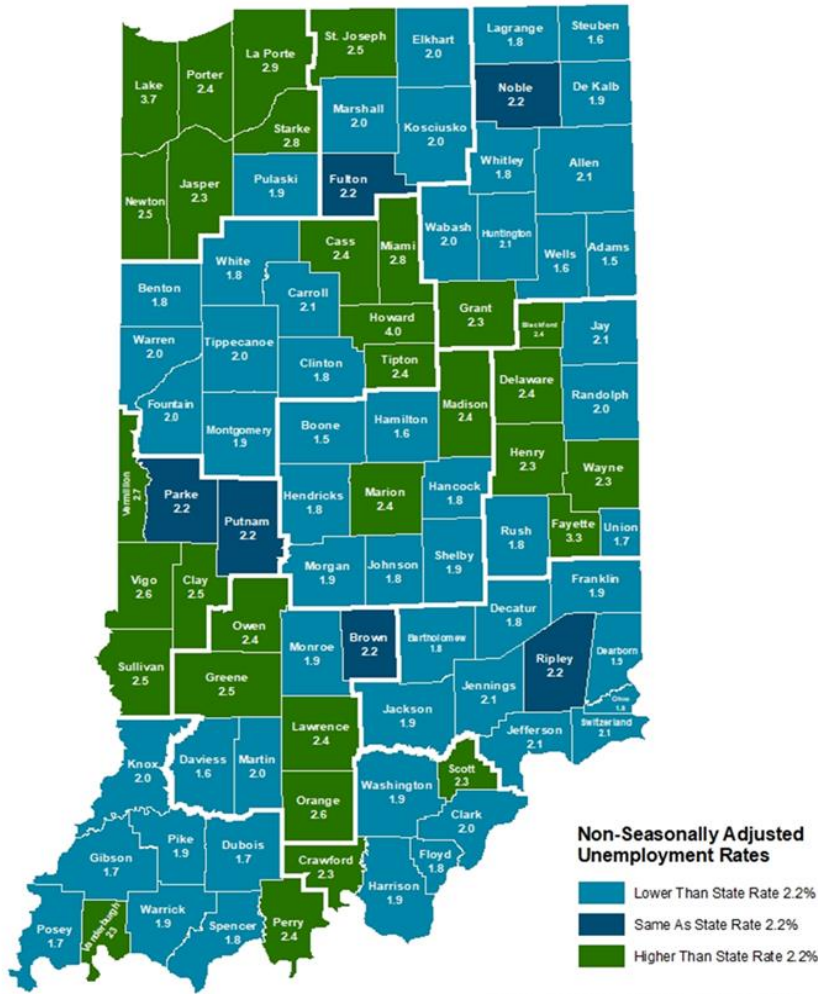


LABOR FORCE PARTICIPATION RATE



Source: Local Area Unemployment Statistics, Bureau of Labor Statistics; Indiana Career Connect

County Unemployment Rates September 2022



Non-Seasonally Adjusted Unemployment Rates

- Lower Than State Rate 2.2%
- Same As State Rate 2.2%
- Higher Than State Rate 2.2%

Indiana Non-Seasonally Adjusted Rate 2.2%
 Indiana Seasonally Adjusted Rate 2.8%
 Source: DWD, Local Area Unemployment Statistics



Questions?

Please contact the DWD Research and Analysis Regional Labor Analyst listed below:

Jillian A. Gregory
 Regional Labor Analyst
 Research and Analysis

[Indiana Department of Workforce Development](https://www.in.gov/dwd/)

812-270-9467

jgregory@dwd.in.gov