

## INDUSTRY SECTOR SNAPSHOT

### Economic Growth Region 10

Quarter 4 2024

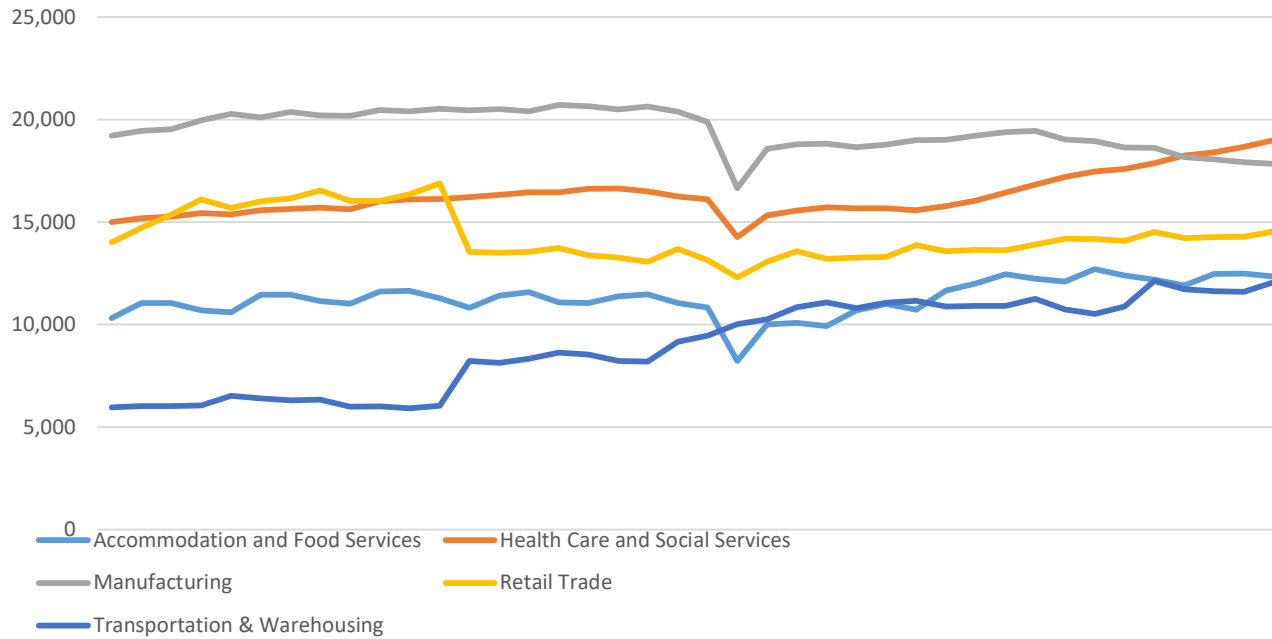
Clark, Crawford, Floyd, Harrison, Scott, and Washington Counties

Industry	Jobs	Previous Year	Establishments	Previous Year	Average Weekly Wage	Previous Year
<b>Total</b>	<b>119,033</b>	<b>↑ 1.55%</b>	<b>6,468</b>	<b>↑ 1.40%</b>	<b>\$1,065</b>	<b>↑ 4.21%</b>
Accommodation and Food Services	12,349	↑ 1.28%	557	↑ 1.83%	\$474	↑ 3.49%
Admin. & Support & Waste Mgt. & Rem. Services	5,052	↑ 3.14%	356	↑ 2.89%	\$853	↓ -1.84%
Agriculture, Forestry, Fishing and Hunting*	127	↓ -28.25%	47	↓ -2.08%	\$841	↑ 7.00%
Arts, Entertainment, and Recreation*	1,107	↑ 1.00%	75	↓ -1.32%	\$480	↑ 15.11%
Construction	6,355	↑ 2.20%	646	↓ -1.82%	\$1,363	↑ 3.49%
Educational Services*	7,828	↑ 6.78%	109	↓ -0.91%	\$868	↑ 0.46%
Finance and Insurance	3,648	↑ 1.59%	418	↑ 3.21%	\$1,539	↑ 15.63%
Health Care and Social Services	18,992	↑ 6.30%	712	↑ 0.99%	\$1,119	↑ 4.97%
Information*	609	↑ 4.28%	83	↑ 18.57%	\$1,042	↓ -32.95%
Management of Companies and Enterprises*	559	↑ 22.59%	40	↑ 14.29%	\$1,840	↑ 2.05%
Manufacturing*	17,838	↓ -4.18%	380	↓ -1.04%	\$1,372	↑ 6.27%
Mining*	197	↓ -8.37%	16	↓ -5.88%	\$1,391	↓ -0.07%
Other Services (Except Public Administration)	2,856	↑ 2.07%	415	↑ 0.24%	\$862	↑ 1.77%
Professional, Scientific, and Technical Services	3,692	↑ 3.36%	688	↑ 3.93%	\$1,484	↑ 1.23%
Public Administration	4,874	↓ -0.25%	111	↓ -2.63%	\$1,125	↑ 2.93%
Real Estate and Rental and Leasing*	1,160	↑ 7.31%	304	↑ 6.67%	\$1,135	↓ -9.20%
Retail Trade	14,541	↑ 0.18%	817	↑ 0.86%	\$712	↑ 2.89%
Transportation & Warehousing	12,079	↓ -0.42%	279	↓ -6.69%	\$1,191	↑ 6.62%
Utilities*	520	↑ 0.39%	38	○ 0.00%	\$2,026	↑ 23.09%
Wholesale Trade	3,731	↑ 4.83%	377	↑ 5.90%	\$1,557	↑ 4.50%

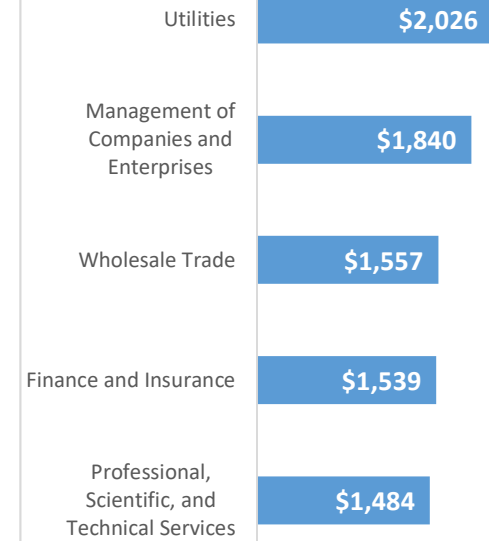
\* These industries exclude county data (jobs and wages) that are not available due to non-disclosure requirements.

D = This item is not available due to non-disclosure requirements.

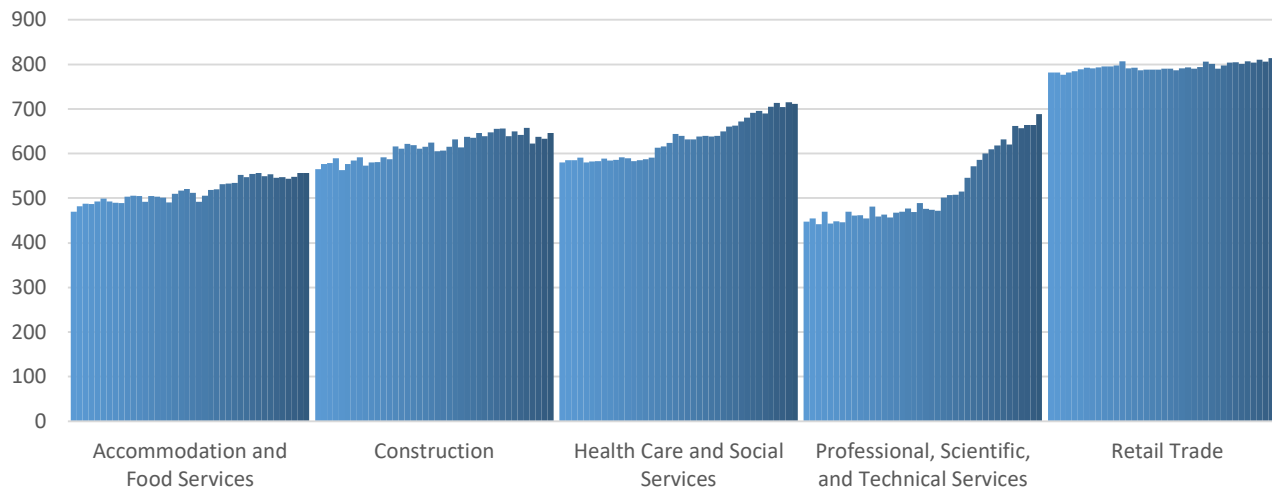
Top 5 Largest Industries by Jobs (past 10 years)



Top 5 Paying Industries by Average Weekly Wage



Top 5 Largest Industries by Establishments (past 10 years)



Source:

*Quarterly Census of Employment and Wages,  
Indiana Dept. of Workforce Development*

For more information, contact:

**Jillian A Gregory**

Regional Workforce Analyst

[jgregory@dwd.in.gov](mailto:jgregory@dwd.in.gov)

