

INDUSTRY SECTOR SNAPSHOT

Economic Growth Region 10

Quarter 3 2023

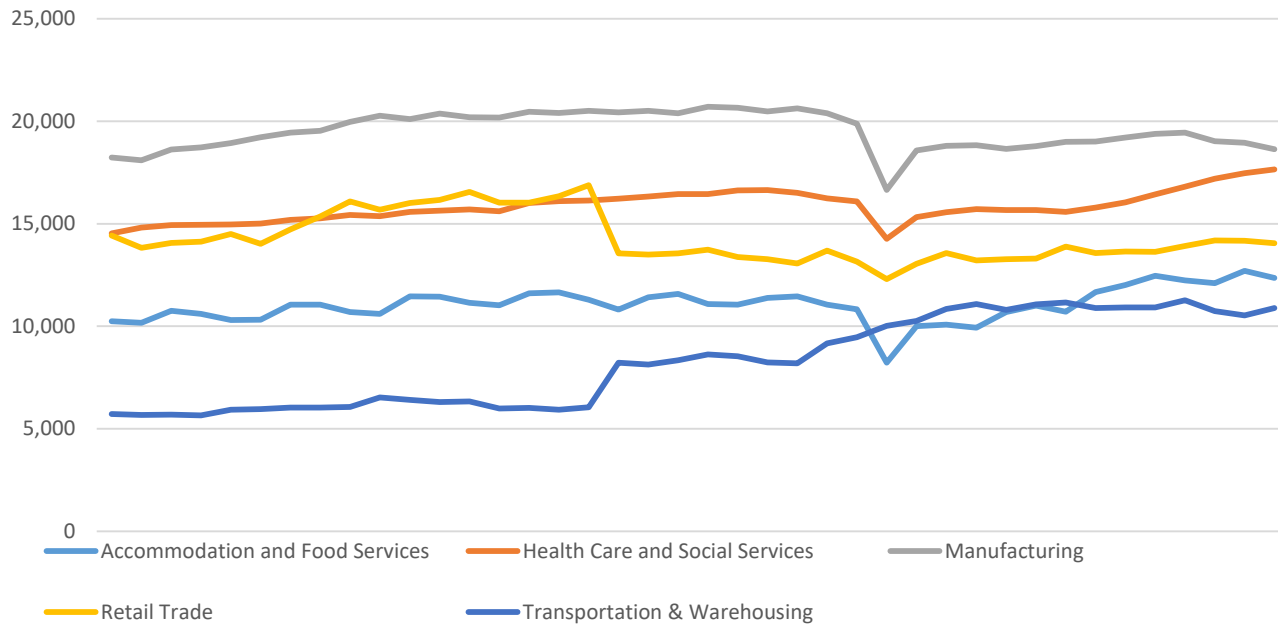
Clark, Crawford, Floyd, Harrison, Scott, and Washington Counties

Industry	Jobs	Previous Year	Establishments	Previous Year	Average Weekly Wage	Previous Year
Total	115,422	↑ 0.46%	6,231	↓ -0.70%	\$953	↓ -2.06%
Accommodation and Food Services	12,365	↓ -0.79%	545	↓ -1.80%	\$454	↑ 3.18%
Admin. & Support & Waste Mgt. & Rem. Services*	4,809	↓ -19.56%	343	↓ -1.72%	\$814	↓ -16.43%
Agriculture, Forestry, Fishing and Hunting*	174	↑ 3.57%	48	↓ -5.88%	\$714	↑ 8.84%
Arts, Entertainment, and Recreation	1,265	↑ 16.06%	75	● 0.00%	\$476	↑ 7.21%
Construction	6,297	↑ 4.24%	638	↓ -2.60%	\$1,174	↑ 1.91%
Educational Services*	6,907	↑ 2.27%	107	↓ -6.14%	\$845	↓ -4.74%
Finance and Insurance	3,615	↑ 1.06%	402	↑ 1.77%	\$1,307	↑ 4.56%
Health Care and Social Services	17,652	↑ 7.38%	687	↑ 2.23%	\$1,054	↓ -4.70%
Information*	619	↓ -4.18%	71	● 0.00%	\$952	↑ 2.04%
Management of Companies and Enterprises*	465	↑ 2.88%	34	↑ 3.03%	\$1,696	↓ -6.09%
Manufacturing*	18,635	↓ -3.84%	377	↓ -1.82%	\$1,157	↓ -2.77%
Mining*	227	↑ 10.73%	17	↑ 6.25%	\$1,332	↓ -0.45%
Other Services (Except Public Administration)*	2,800	↑ 1.45%	406	↓ -0.25%	\$774	↑ 0.52%
Professional, Scientific, and Technical Services	3,509	↑ 4.37%	613	↑ 2.17%	\$1,335	↑ 4.79%
Public Administration	5,178	↓ -1.43%	107	↓ -25.17%	\$909	↑ 1.00%
Real Estate and Rental and Leasing*	1,077	↑ 4.87%	272	↑ 3.82%	\$1,018	↑ 0.69%
Retail Trade	14,045	↑ 3.04%	803	↓ -0.12%	\$685	↓ -0.29%
Transportation & Warehousing	10,890	↓ -0.28%	299	↓ -2.61%	\$1,065	↓ -3.53%
Utilities*	518	↑ 14.60%	38	● 0.00%	\$1,603	↓ -4.41%
Wholesale Trade	3,424	↑ 2.61%	349	↑ 1.75%	\$1,291	↓ -1.38%

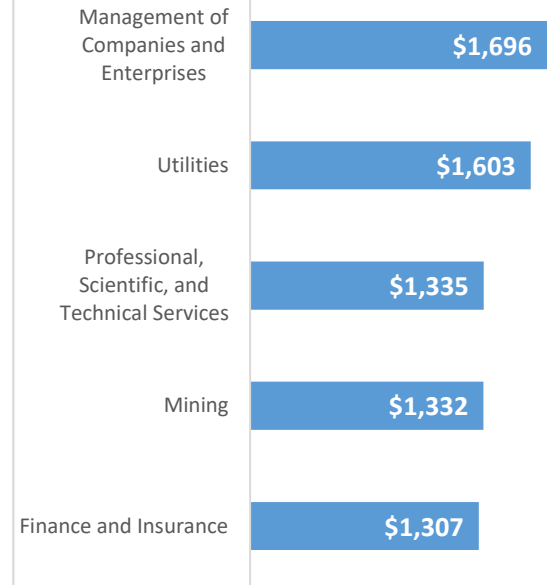
* These industries exclude county data (jobs and wages) that are not available due to non-disclosure requirements.

D = This item is not available due to non-disclosure requirements.

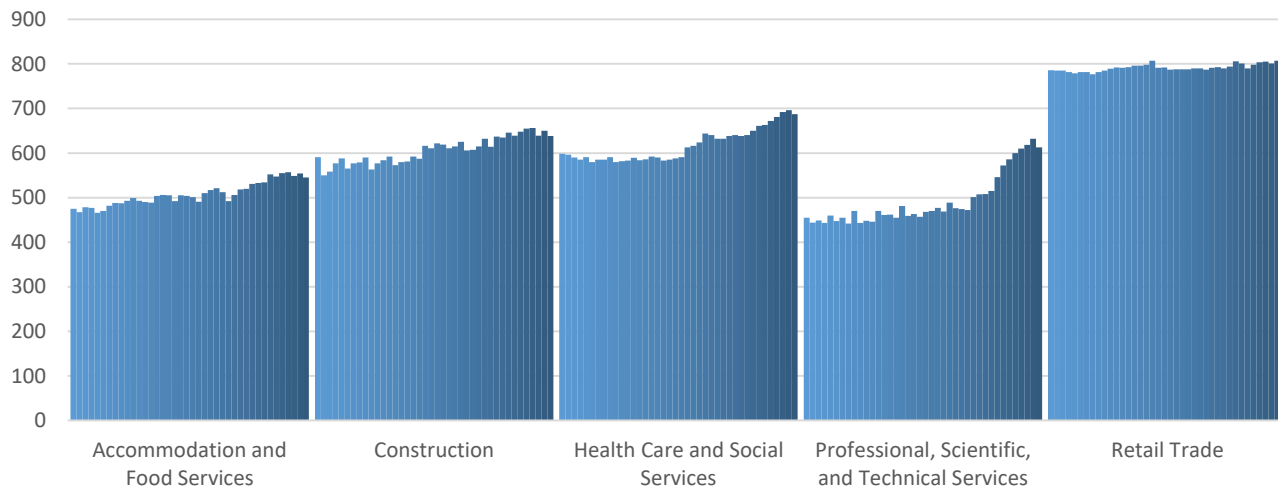
Top 5 Largest Industries by Jobs (past 10 years)



Top 5 Paying Industries by Average Weekly Wage



Top 5 Largest Industries by Establishments (past 10 years)



Source:

Quarterly Census of Employment and Wages, Indiana Dept. of Workforce Development

For more information, contact:

Jillian A Gregory

Regional Workforce Analyst

jgregory@dwd.in.gov

