

INDUSTRY SECTOR SNAPSHOT

Economic Growth Region 10

Quarter 2 2023

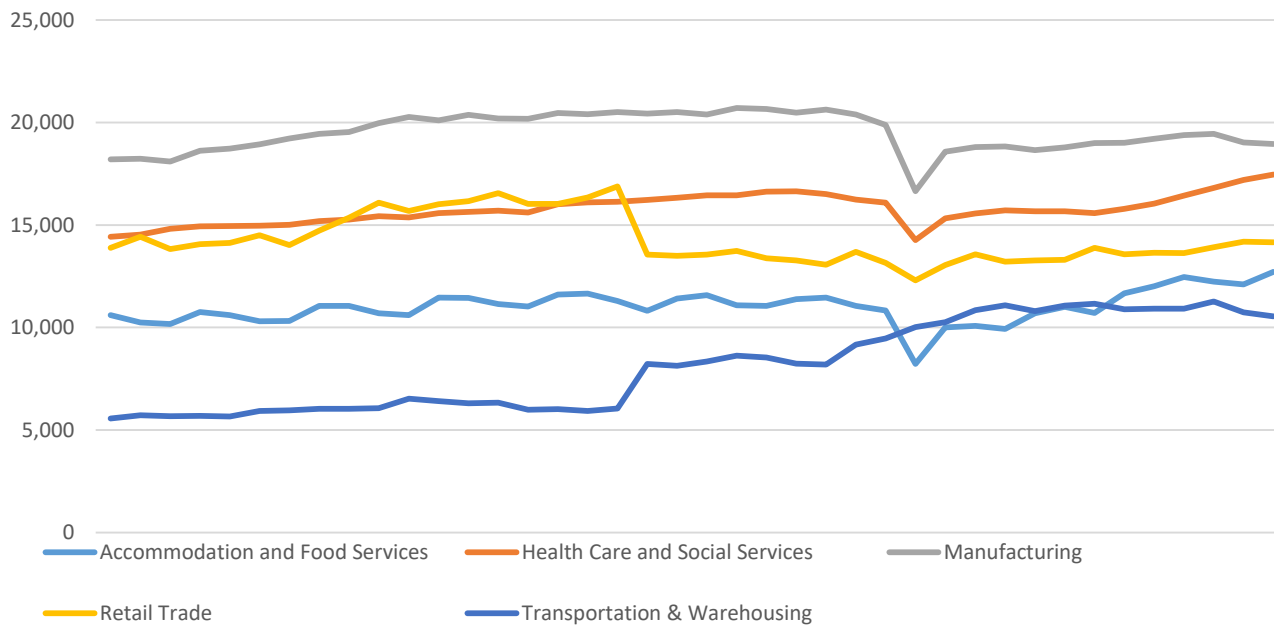
Clark, Crawford, Floyd, Harrison, Scott, and Washington Counties

Industry	Jobs	Previous Year	Establishments	Previous Year	Average Weekly Wage	Previous Year
Total	116,025	↑ 2.04%	6,344	↑ 2.19%	\$948	↑ 2.60%
Accommodation and Food Services	12,715	↑ 5.78%	555	↑ 1.46%	\$451	↑ 4.64%
Admin. & Support & Waste Mgt. & Rem. Services	4,749	↓ -18.85%	352	↑ 1.44%	\$796	↓ -11.75%
Agriculture, Forestry, Fishing and Hunting*	185	↑ 10.78%	51	○ 0.00%	\$710	↑ 9.23%
Arts, Entertainment, and Recreation	1,273	↑ 15.94%	79	↑ 5.33%	\$378	↓ -15.63%
Construction	6,308	↑ 7.01%	649	↑ 0.15%	\$1,135	↑ 8.51%
Educational Services*	7,128	↑ 0.92%	108	↓ -6.90%	\$866	↑ 2.24%
Finance and Insurance	3,608	↑ 0.45%	404	↑ 1.51%	\$1,256	↑ 3.54%
Health Care and Social Services	17,461	↑ 8.80%	697	↑ 5.13%	\$1,043	↓ -1.04%
Information*	654	↑ 0.77%	72	↑ 1.41%	\$930	↑ 4.97%
Management of Companies and Enterprises*	458	↑ 4.09%	37	↑ 12.12%	\$2,210	↓ -5.19%
Manufacturing*	18,955	↓ -1.34%	379	↑ 0.26%	\$1,148	↑ 3.33%
Mining*	219	↑ 10.61%	17	↑ 6.25%	\$1,460	↑ 12.31%
Other Services (Except Public Administration)	2,908	↑ 9.12%	421	↑ 6.05%	\$773	↑ 7.81%
Professional, Scientific, and Technical Services	3,528	↑ 5.85%	632	↑ 7.85%	\$1,293	↑ 6.51%
Public Administration	5,249	↓ -0.30%	113	↓ -20.42%	\$997	↑ 7.78%
Real Estate and Rental and Leasing*	1,050	↓ -0.38%	277	↑ 3.36%	\$1,001	↑ 7.75%
Retail Trade	14,151	↑ 3.75%	806	↑ 1.00%	\$658	↑ 0.77%
Transportation & Warehousing	10,540	↓ -3.47%	307	↑ 3.37%	\$1,103	↑ 6.47%
Utilities*	494	↑ 10.27%	38	↓ -2.56%	\$1,638	↑ 2.76%
Wholesale Trade	3,447	↑ 7.42%	350	↑ 3.86%	\$1,267	↑ 4.97%

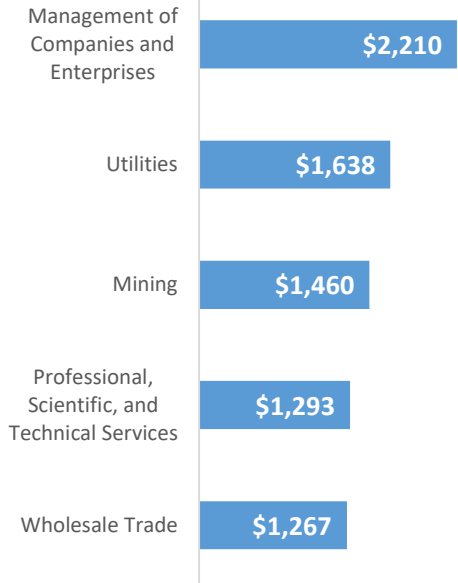
* These industries exclude county data (jobs and wages) that are not available due to non-disclosure requirements.

D = This item is not available due to non-disclosure requirements.
Indiana Department of Workforce Development

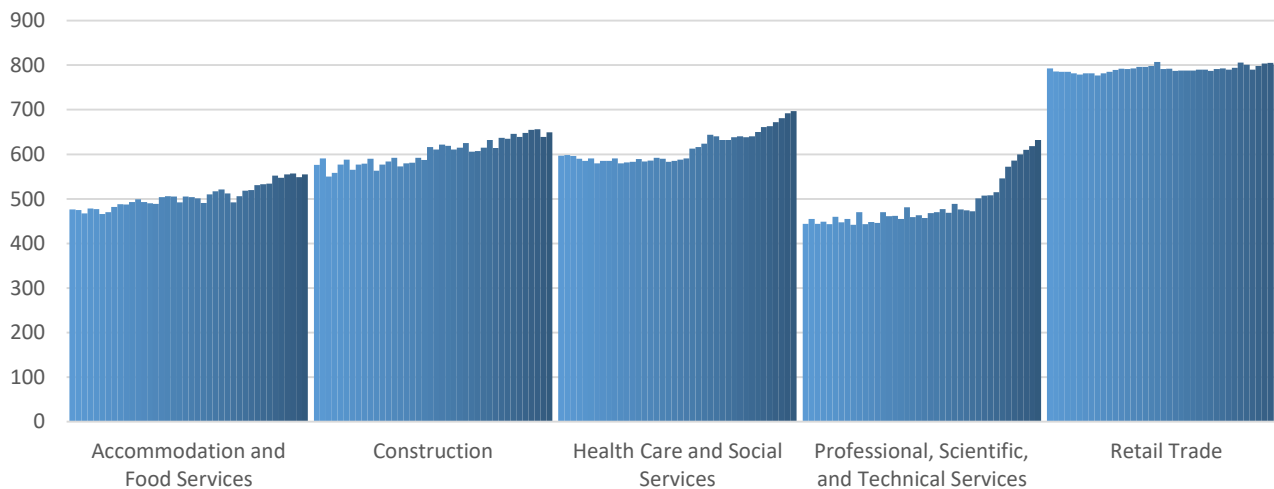
Top 5 Largest Industries by Jobs (past 10 years)



Top 5 Paying Industries by Average Weekly Wage



Top 5 Largest Industries by Establishments (past 10 years)



Source:

Quarterly Census of Employment and Wages,
Indiana Dept. of Workforce Development

For more information, contact:

Jillian A Gregory
Regional Workforce Analyst
jgregory@dwd.in.gov

